CHUAN HAO PRECISION MACHINERY

川昊精工机械（上海）有限公司
四川川昊精工机械有限公司

川昊人·客户心·精工报国

中国·川昊

公司简介

COMPANY PROFILE

四川川昊精工机械有限公司是川昊精工机械（上海）有限公司在西南地区设立的最大螺纹刀具生产基地。公司位于成渝地区的四川遂宁市国家级经济技术开发区，秉承总公司“川昊人，客户心，精工报国”的理念，专注于研发、生产和销售高品质螺纹刀具。产品广泛应用于电子、IT、机车等行业。公司采用进口优质特种高速钢，确保产品具备高硬度、强韧性和长寿命等优势。

经过20多年的发展，公司已成为集研发、生产、销售于一体的内螺纹刀具生产企业，拥有万余平方米的生产厂房、300多台设备及50余名一线员工。公司配备了全自动智能化生产线、先进的光学检测仪器及智能化检测设备，对产品质量进行全程监控。此外，公司还设有金属刀具切削实验中心，对每批产品进行切削实验，确保产品一致性。凭借卓越的质量管理，公司被评为“四川省质量诚信标杆企业”，并拥有30多项专利和软件著作权。川昊精工机械有限公司将继续发扬“川昊人，客户心，精密工具，服务社会”的匠人精神，为客户提供优质、高效的内螺纹加工解决方案。

Sichuan Chuanhao Precision Machinery Co., Ltd. is the largest thread tool production base established by Chuanhao Precision Machinery (Shanghai) Co., Ltd. in Southwest China. The company is located in the national economic and technological Development Zone of Suining City, Sichuan Province, Chengdu-Chongqing area, adhering to the company's "Chuanhao people, customer heart, Seiko to serve the country" concept, focusing on research and development, production and sales of high-quality thread tools. Products are widely used in electronics, IT, locomotive and other industries. The company uses imported high-quality special high-speed steel to ensure that the products have the advantages of high hardness, toughness and long life.

After more than 20 years of development, the company has become a research and development, production, sales in one of the internal thread tool production enterprises, with more than 10,000 square meters of production plants, more than 300 equipment and more than 50 front-line employees. The company is equipped with fully automatic intelligent production lines, advanced optical testing instruments and intelligent testing equipment to monitor product quality throughout the process. In addition, the company also has a metal cutting tool cutting experiment center to perform cutting experiments on each batch of products to ensure product consistency. With excellent quality management, the company was named "Sichuan Province quality integrity benchmarking Enterprise", and has more than 30 patents and software Copyrights. Chuanhao Precision Machinery Co., Ltd. will continue to carry forward the spirit of "Chuanhao people, customer heart, precision tools, service society", to provide customers with high quality and efficient internal thread processing solutions.

公司优势

COMPANY ADVANTAGE

产品优势

Product advantage

川昊精工机械有限公司是国内生产最小规格丝锥的重要基地，凭借其高品质的小规格丝锥而闻名。例如，即便是小至M0.7*0.175的丝锥，也能保持出色的品质。相比其他品牌，川昊的产品在同等质量下提供了极具竞争力的价格，性价比在国内市场处于领先地位。
该公司选用进口含钴高速钢、粉末冶金材料，制造标准覆盖了日标JIS、国标ISO、德标DIN等国际规范。产品特点包括高强度、高韧性、出色的耐磨性和长使用寿命，尤其适用于不锈钢及其他难加工材料，被誉为加工这些材料的“克星”。
这样的丝锥对于精密加工行业和对高精度要求的客户来说是非常理想的选择，尤其是在微型零部件制造中更是具有独特优势。

Chuanhao Seiko Machinery Co., Ltd. is a key base in China for producing the smallest specifications of threading taps, renowned for its high-quality small-sized taps. For example, even taps as small as M0.7*0.175 can maintain excellent quality. Compared to other brands, Chuanhao's products offer highly competitive prices for the same level of quality, making them a leader in cost-effectiveness within the domestic market.
The company uses imported cobalt-containing high-speed steel and powder metallurgy materials. Their manufacturing standards cover international norms such as JIS (Japanese), ISO (International), and DIN (German). The products are characterized by high strength, high toughness, excellent wear resistance, and long service life, making them particularly suitable for stainless steel and other difficult-to-machine materials. They are hailed as the "nemesis" of processing such materials.
These taps are an ideal choice for the precision machining industry and clients with high precision requirements, especially in the manufacturing of micro-components, wherethey offer unique advantages.

技术优势

Technical advantage

公司的核心技术主要分为“材料应用及处理”、“丝锥产品设计”、“标准制定及应用”、“精密测量方法”及“精密磨削技术”五大类基本技术，细分则包含“高速钢热处理技术”及“材料研究及应用技术”在内的八小类应用技术。公司核心技术层次清晰，结构齐备，应用范围不仅涵盖现有各类产品的研发、设计及生产制造环节，也是公司后续新产品持续推出的技术基础。公司根据国外先进工艺结合国内几大工具厂的丰富经验，开发具有自主知识产权的全自动智能化生产线，配备一流的丝锥检测设备、设施，对产品质量实行全程监控，确保“川昊出品，必是精品”。

The company's core technologies are mainly divided into five basic categories: "Material Application and Processing," "Tap Product Design," "Standards Development and Application," "Precision Measurement Methods," and "Precision Grinding Technology." These can be further subdivided into eight applied technologies, including "High-Speed Steel Heat Treatment Technology" and "Material Research and Application Technology." The company's core technology structure is clear and comprehensive, with applications not only covering the R&D, design, and manufacturing stages of various existing products but also serving as the technological foundation for the continuous introduction of new products. By integrating advanced foreign processes with the extensive experience of several major domestic tool manufacturers, the company has developed fully automated and intelligent production lines with independent intellectual property rights. Equipped with first-class tap inspection equipment and facilities, the company implements comprehensive quality control throughout the entire production process, ensuring that "Chuanhao products are always of premium quality."

市场优势

Market advantage

本公司产品畅销国内外市场。在国内，我们与各省会的经销商及众多知名企业建立了长期稳定的合作关系。国际市场方面，产品远销东南亚、欧洲、印度、墨西哥、美国、俄罗斯等多个国家和地区，获得了广泛的市场认可与客户信赖

Our company's products are popular in both domestic and international markets. Domestically, we have established long-term and stable partnerships with distributors in provincial capitals and numerous well-known enterprises. In the international market, our products are exported to Southeast Asia, Europe, India, Mexico, the United States, Russia, and many other countries and regions, gaining widespread market recognition and customer trust.

发展方向

DEVELOPMENT DIRECTION

近年来，随着切削加工条件的变化以及对高生产率的重视，对螺纹刀具的材料、表面处理、结构参数等提出了更高要求。我司立志于使“每一把刀具都调整到适用于每一个具体加工对象”。

未来预备将计算机技术应用于更多工序，提高专用设备的自动化程度，满足操作简单、调整方便、产品质量稳定的要求，同时最大限度地发挥设备的效能，最大程度的实现工厂自动化和无人化加工，改善螺纹刀具的切削性能，提高其使用寿命，以满足高速切削的需要。

In recent years, with the change of cutting conditions and the emphasis on high productivity, the material, surface treatment and structural parameters of thread cutting tools have been put forward higher requirements. Our company is determined to make "every tool is adapted to each specific machining object".

Prepare applying computer technology to more working procedure in the future, enhance the automation of special equipment, to meet the operation is simple, convenient adjustment, stable product quality requirements, at the same time maximize the efficiency of imported equipment, the realization of the maximum of factory automation and unmanned machining, improve the cutting performance of thread cutting tools, improve its service life, to meet the need of high speed cuting

公司专利

COMPANY PATENT


实用新型专利证书


发明专利证书


实用新型专利证书


实用新型专利证书


实用新型专利证书


实用新型专利证书


实用新型专利证书


实用新型专利证书


实用新型专利证书


实用新型专利证书


实用新型专利证书


实用新型专利证书

SP 标准型

SPIRAL FLUTE TAP

材料:
MATERIALS:

HSS HSS-Co

涂层:
COATING:

OX TIN TICN JPS HS

◎ 公制螺纹用 (FOR METRIC THREADS)

商品号 ID	规格 Size	精度 Class	全长 entire length L	螺纹长 Thread length l	颈长 length of the neck l1	柄径 Handle diameter d	形状 Type
VKSLG001	M1.0*0.25	P1	37	6	7.5	3	1
VKSLG002	M1.2*0.25	P1	37	6	7.5	3	1
VKSLG003	M1.4*0.3	P1	37	6.5	8	3	1
VKSLG004	M1.6*0.35	P1	39	7.5	9	3	1
VKSLG005	M1.7*0.35	P1	39	7.5	9	3	1
VKSLG006	M1.8*0.35	P1	39	7.5	9	3	1
VKSLG007	M2.0*0.4	P1	43	8	13	3	2
VKSLG008	M2.3*0.4	P1	43	8	13	3	2
VKSLG009	M2.5*0.45	P1	46	9.5	15.5	3	2
VKSLG010	M2.6*0.45	P1	46	9.5	15.5	3	2
VKSLG011	M3.0*0.5	P2	49	10.5	16	4	2
VKSLG012	M3.5*0.6	P2	51	13	19	4	2
VKSLG013	M4.0*0.7	P2	56	13.5	19.5	5	2
VKSLG014	M5.0*0.8	P2	64	16	25	5.5	2
VKSLG015	M6.0*1	P2	68	18	29	6	2
VKSLG016	M8.0*1.25	P2	70	22	37	6.2	4
VKSLG017	M10*1.5	P2	75	24	41	7	4
VKSLG018	M12*1.75	P2	82	29	48	8.5	4
VKSLG019	M14*2	P2	88	30	48	10.5	4
VKSLG020	M16*2	P2	95	32	52	12.5	4
VKSLG021	M17*2	P2	100	37	55	13	4
VKSLG022	M18*2.5	P2	100	37	55	14	4

◎ 美制螺纹用 (FOR UNIFIED THREADS)

商品号 ID	规格 Size	精度 Class	全长 entire length L	螺纹长 Thread length l	颈长 length of the neck l1	柄径 Handle diameter d	形状 Type
VKSLM001	UNF0-80	P1	39	9	10.5	3	1
VKSLM002	UNC1-64	P1	39	9	10.5	3	1
VKSLM003	UNF1-72	P1	39	9	10.5	3	1
VKSLM004	UNC2-56	P1	43	10	15	3	2
VKSLM005	UNF2-64	P1	43	10	15	3	2
VKSLM006	UNC3-48	P1	43	11	17.5	3	2
VKSLM007	UNF3-56	P1	46	11	17.5	3	2
VKSLM008	UNC4-40	P1	49	11	17.5	3	2
VKSLM009	UNF4-48	P1	49	11	17.5	3	2
VKSLM010	UNC5-40	P1	49	12.5	20	4	2
VKSLM011	UNF5-44	P1	49	12.5	20	4	2
VKSLM012	UNC6-32	P2	51	15	22	4	2
VKSLM013	UNF6-40	P1	51	15	22	4	2
VKSLM014	UNC8-32	P2	56	15.5	22.5	5	2
VKSLM015	UNF8-36	P2	56	15.5	22.5	5	2
VKSLM016	UNC10-24	P2	64	19	28	5.5	2
VKSLM017	UNF10-32	P2	64	19	28	5.5	2
VKSLM018	UNC12-24	P2	64	19	28	5.5	2
VKSLM019	UNF12-28	P2	64	19	28	5.5	2
VKSLM020	UNC1/4-20	P2	68	22	31	6	2
VKSLM021	UNF1/4-28	P2	68	22	31	6	2
VKSLM022	UNC5/16-18	P2	70	22	37	6.2	4
VKSLM023	UNF5/16-24	P2	70	22	37	6.2	4
VKSLM024	UNC3/8-16	P2	75	24	41	7	4
VKSLM025	UNF3/8-24	P2	75	24	41	7	4
VKSLM026	UNC7/16-14	P3	80	25	48	8	4
VKSLM027	UNF7/16-20	P2	80	25	48	8	4
VKSLM028	UNC1/2-13	P3	88	29	48	10.5	4
VKSLM029	UNF1/2-20	P2	88	29	48	10.5	4

◎ 英制螺纹用 (FOR BRITISH THREADS)

商品号 ID	规格 Size	精度 Class	全长 entire length L	螺纹长 Thread length l	颈长 length of the neck l1	柄径 Handle diameter d	形状 Type
VKSLY001	W1/8-40	P1	49	12.5	20	4	2
VKSLY002	W5/32-32	P2	56	15.5	22.5	5	2
VKSLY003	W3/16-24	P2	56	15.5	22.5	5	2
VKSLY004	W7/32-24	P2	64	19	28	5.5	2
VKSLY005	W1/4-20	P2	68	22	31	6	2
VKSLY006	W5/16-18	P2	70	22	37	6.2	4
VKSLY007	W3/8-16	P2	75	24	41	7	4
VKSLY008	W7/16-14	P3	80	25	48	8	4
VKSLY009	W1/2-12	P3	88	29	48	10.5	4

- 未列出的规格，请向技术人员洽询。
  For specifications not listed, please contact our technician.
- 精度栏是适合加工2级内螺纹丝锥的推荐精度。
  The accuracy column is the recommended accuracy for machining 2 internal thread taps.
- M2.6以下无油槽。
  No oil groove below M2.6.
- 丝锥精度不能保证内螺纹精度。
  Tap accuracy does not guarantee the accuracy of the internal thread.
- 丝锥硬度：66度-67度
  TAPS HRC:66°-67°

适用于被加工材料：铸铁、不锈钢、铜、铝合金
Suitable for processed materials: cast iron, stainless steel, copper, aluminum alloy

SP-ST 牙套丝锥

SPIRAL FLUTE TAP-SCREW SLEEVE TAP

材料:
MATERIALS:

HSS HSS-Co

涂层:
COATING:

OX TIN TICN JPS HS

◎ 公制螺纹用 (FOR METRIC THREADS)

商品号 ID	规格 Size	精度 Class	全长 entire length L	螺纹长 Thread length l	颈长 length of the neck l1	柄径 Handle diameter d	形状 Type
VKSLGT001	M1.6*0.35	P1	43	10	15	3	2
VKSLGT002	M1.7*0.35	P1	43	10	15	3	2
VKSLGT003	M1.8*0.35	P1	43	10	15	3	2
VKSLGT004	M2.0*0.4	P1	46	11	17.5	3	2
VKSLGT005	M2.3*0.4	P1	46	11	17.5	3	2
VKSLGT006	M2.5*0.45	P1	49	12.5	20	4	2
VKSLGT007	M2.6*0.45	P1	49	12.5	20	4	2
VKSLGT008	M3.0*0.5	P2	51	15	22	4	2
VKSLGT009	M3.5*0.6	P2	56	15.5	22.5	5	2
VKSLGT010	M4.0*0.7	P2	64	19	28	5.5	2
VKSLGT011	M5.0*0.8	P2	68	22	31	6	2
VKSLGT012	M6.0*1	P2	70	22	37	6.2	2
VKSLGT013	M8.0*1.25	P2	75	24	41	7	4
VKSLGT014	M10*1.5	P2	82	29	48	8.5	4
VKSLGT015	M12*1.75	P2	88	30	48	10.5	4

◎ 美制螺纹用 (FOR UNIFIED THREADS)

商品号 ID	规格 Size	精度 Class	全长 entire length	螺纹长 Thread length	颈长 length of the neck	柄径 Handle diameter	形状 Type
			L	l	l1	d	
VKSLMT001	UNC2-56	P1	46	11	17.5	3	2
VKSLMT002	UNF2-64	P1	46	11	17.5	3	2
VKSLMT003	UNC3-48	P1	49	12.5	20	4	2
VKSLMT004	UNF3-56	P1	49	12.5	20	4	2
VKSLMT005	UNC4-40	P1	51	15	22	4	2
VKSLMT006	UNF4-48	P1	51	15	22	4	2
VKSLMT007	UNC5-40	P1	56	15.5	22.5	5	2
VKSLMT008	UNF5-44	P1	56	15.5	22.5	5	2
VKSLMT009	UNC6-32	P2	56	15.5	22.5	5	2
VKSLMT010	UNF6-40	P1	56	15.5	22.5	5	2
VKSLMT011	UNC8-32	P2	64	19	28	5.5	2
VKSLMT012	UNF8-36	P2	64	19	28	5.5	2
VKSLMT013	UNC10-24	P2	68	22	31	6	2
VKSLMT014	UNF10-32	P2	68	22	31	6	2
VKSLMT015	UNC12-24	P2	68	22	31	6	2
VKSLMT016	UNF12-28	P2	68	22	31	6	2
VKSLMT017	UNC1/4-20	P2	70	22	37	6.2	2
VKSLMT018	UNF1/4-28	P2	70	22	37	6.2	2
VKSLMT019	UNC5/16-18	P2	75	24	41	7	4
VKSLMT020	UNF5/16-24	P2	75	24	41	7	4
VKSLMT021	UNC3/8-16	P2	82	29	48	8.5	4
VKSLMT022	UNF3/8-24	P2	82	29	48	8.5	4
VKSLMT023	UNC7/16-14	P3	88	30	48	10.5	4
VKSLMT024	UNF7/16-20	P2	88	30	48	10.5	4
VKSLMT025	UNC1/2-13	P3	95	32	52	12.5	4
VKSLMT026	UNF1/2-20	P2	95	32	52	12.5	4

- 未列出的规格，请向技术人员洽询。
  For specifications not listed, please contact our technician.
- 精度栏是适合加工2级内螺纹丝锥的推荐精度。
  The accuracy column is the recommended accuracy for machining 2 internal thread taps.
- M2.6以下无油槽。
  No oil groove below M2.6.
- 丝锥精度不能保证内螺纹精度。
  Tap accuracy does not guarantee the accuracy of the internal thread.
- 丝锥硬度：66度-67度
  TAPS HRC:66°-67°

适用于被加工材料：铸铁、不锈钢、铜、铝合金
Suitable for processed materials: cast iron, stainless steel, copper, aluminum alloy

SP-L 左牙丝锥

SPIRAL FLUTE TAP-LEFT THREAD

材料:
MATERIALS:

HSS HSS-Co

涂层:
COATING:

OX TIN TICN JPS HS

◎ 公制螺纹用 (FOR METRIC THREADS)

商品号 ID	规格 Size	精度 Class	全长 entire length L	螺纹长 Thread length l	颈长 length of the neck l1	柄径 Handle diameter d	形状 Type
VKSLGZ001	M1.0*0.25	P1	37	6	7.5	3	1
VKSLGZ002	M1.2*0.25	P1	37	6	7.5	3	1
VKSLGZ003	M1.4*0.3	P1	37	6.5	8	3	1
VKSLGZ004	M1.6*0.35	P1	39	7.5	9	3	1
VKSLGZ005	M1.7*0.35	P1	39	7.5	9	3	1
VKSLGZ006	M1.8*0.35	P1	39	7.5	9	3	1
VKSLGZ007	M2.0*0.4	P1	43	8	13	3	2
VKSLGZ008	M2.3*0.4	P1	43	8	13	3	2
VKSLGZ009	M2.5*0.45	P1	46	9.5	15.5	3	2
VKSLGZ010	M2.6*0.45	P1	46	9.5	15.5	3	2
VKSLGZ011	M3.0*0.5	P2	49	10.5	16	4	2
VKSLGZ012	M3.5*0.6	P2	51	13	19	4	2
VKSLGZ013	M4.0*0.7	P2	56	13.5	19.5	5	2
VKSLGZ014	M5.0*0.8	P2	64	16	25	5.5	2
VKSLGZ015	M6.0*1	P2	68	18	29	6	2
VKSLGZ016	M8.0*1.25	P2	70	22	37	6.2	4
VKSLGZ017	M10*1.5	P2	75	24	41	7	4
VKSLGZ018	M12*1.75	P2	82	29	48	8.5	4
VKSLGZ019	M14*2	P2	88	30	48	10.5	4
VKSLGZ020	M16*2	P2	95	32	52	12.5	4
VKSLGZ021	M17*2	P2	100	37	55	13	4
VKSLGZ022	M18*2.5	P2	100	37	55	14	4

◎ 美制螺纹用 (FOR UNIFIED THREADS)

商品号 ID	规格 Size	精度 Class	全长 entire length L	螺纹长 Thread length l	颈长 length of the neck l1	柄径 Handle diameter d	形状 Type
VKSLMZ001	UNF0-80	P1	39	9	10.5	3	1
VKSLMZ002	UNC1-64	P1	39	9	10.5	3	1
VKSLMZ003	UNF1-72	P1	39	9	10.5	3	1
VKSLMZ004	UNC2-56	P1	43	10	15	3	2
VKSLMZ005	UNF2-64	P1	43	10	15	3	2
VKSLMZ006	UNC3-48	P1	43	11	17.5	3	2
VKSLMZ007	UNF3-56	P1	46	11	17.5	3	2
VKSLMZ008	UNC4-40	P1	49	11	17.5	3	2
VKSLMZ009	UNF4-48	P1	49	11	17.5	3	2
VKSLMZ010	UNC5-40	P1	49	12.5	20	4	2
VKSLMZ011	UNF5-44	P1	49	12.5	20	4	2
VKSLMZ012	UNC6-32	P2	51	15	22	4	2
VKSLMZ013	UNF6-40	P1	51	15	22	4	2
VKSLMZ014	UNC8-32	P2	56	15.5	22.5	5	2
VKSLMZ015	UNF8-36	P2	56	15.5	22.5	5	2
VKSLMZ016	UNC10-24	P2	64	19	28	5.5	2
VKSLMZ017	UNF10-32	P2	64	19	28	5.5	2
VKSLMZ018	UNC12-24	P2	64	19	28	5.5	2
VKSLMZ019	UNF12-28	P2	64	19	28	5.5	2
VKSLMZ020	UNC1/4-20	P2	68	22	31	6	2
VKSLMZ021	UNF1/4-28	P2	68	22	31	6	2
VKSLMZ022	UNC5/16-18	P2	70	22	37	6.2	4
VKSLMZ023	UNF5/16-24	P2	70	22	37	6.2	4
VKSLMZ024	UNC3/8-16	P2	75	24	41	7	4
VKSLMZ025	UNF3/8-24	P2	75	24	41	7	4
VKSLMZ026	UNC7/16-14	P3	80	25	48	8	4
VKSLMZ027	UNF7/16-20	P2	80	25	48	8	4
VKSLMZ028	UNC1/2-13	P3	88	29	48	10.5	4
VKSLMZ029	UNF1/2-20	P2	88	29	48	10.5	4

◎ 英制螺纹用 (FOR BRITISH THREADS)

商品号 ID	规格 Size	精度 Class	全长 entire length L	螺纹长 Thread length l	颈长 length of the neck l1	柄径 Handle diameter d	形状 Type
VKSLYZ001	W1/8-40	P2	49	12.5	20	4	2
VKSLYZ002	W5/32-32	P2	56	15.5	22.5	5	2
VKSLYZ003	W3/16-24	P2	56	15.5	22.5	5	2
VKSLYZ004	W7/32-24	P2	64	19	28	5.5	2
VKSLYZ005	W1/4-20	P2	68	22	31	6	2
VKSLYZ006	W5/16-18	P2	70	22	37	6.2	4
VKSLYZ007	W3/8-16	P2	75	24	41	7	4
VKSLYZ008	W7/16-14	P3	80	25	48	8	4
VKSLYZ009	W1/2-12	P3	88	29	48	10.5	4

- 未列出的规格，请向技术人员洽询。
  For specifications not listed, please contact our technician.
- 精度栏是适合加工2级内螺纹丝锥的推荐精度。
  The accuracy column is the recommended accuracy for machining 2 internal thread taps.
- M2.6以下无油槽。
  No oil groove below M2.6.
- 丝锥精度不能保证内螺纹精度。
  Tap accuracy does not guarantee the accuracy of the internal thread.
- 丝锥硬度：66度-67度
  TAPS HRC:66°-67°

适用于被加工材料：铸铁、不锈钢、铜、铝合金
Suitable for processed materials: cast iron, stainless steel, copper, aluminum alloy

SP-LS 加长丝锥

SPIRAL FLUTE TAP-LONG SHANK TAP



材料:
MATERIALS:

HSS HSS-Co

涂层:
COATING:

OX TIN TICN JPS HS

Type 1 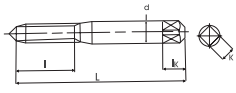
Type 2 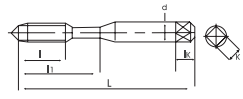
Type 4 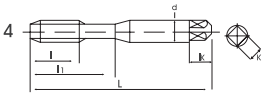
Type 5 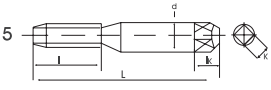

◎ 公制螺纹用 (FOR METRIC THREADS)

商品号 ID	规格 Size	精度 Class	全长 entire length L	螺纹长 Thread length l	颈长 length of the neck l1	柄径 Handle diameter d	形状 Type
VKSLGC001			60				1
VKSLGC002	M1*0.25	P1	80	6	7.5	3	1
VKSLGC003			100				1
VKSLGC004			60				1
VKSLGC005	M1.2*0.25	P1	80	6	7.5	3	1
VKSLGC006			100				1
VKSLGC007			60				1
VKSLGC008	M1.4*0.3	P1	80	8.5	10	3	1
VKSLGC009			100				1
VKSLGC010			60				1
VKSLGC011	M1.6*0.35	P1	80	9	10.5	3	1
VKSLGC012			100				1
VKSLGC013			60				1
VKSLGC014	M1.7*0.35	P1	80	9	10.5	3	1
VKSLGC015			100				1
VKSLGC016			60				1
VKSLGC017	M1.8*0.35	P1	80	9	10.5	3	1
VKSLGC018			100				1
VKSLGC019			60				2
VKSLGC020	M2*0.4	P1	80	10	15	3	2
VKSLGC021			100				2
VKSLGC022			60				2
VKSLGC023	M2.3*0.4	P1	80	10	15	3	2
VKSLGC024			100				2
VKSLGC025			60				2
VKSLGC026	M2.5*0.45	P1	80	11	17.5	3	2
VKSLGC027			100				2

商品号 ID	规格 Size	精度 Class	全长 entire length L	螺纹长 Thread length l	颈长 length of the neck l1	柄径 Handle diameter d	形状 Type
VKSLGC028	M2.6*0.45	P1	60	11	17.5	3	2
VKSLGC029			80				2
VKSLGC030			100				2
VKSLGC031	M3*0.5	P2	60	12.5	20	4	2
VKSLGC032			80				2
VKSLGC033			100				2
VKSLGC034			150				2
VKSLGC035	M3.5*0.6	P2	60	15	22	4	2
VKSLGC036			80				2
VKSLGC037			100				2
VKSLGC038			150				2
VKSLGC039	M4*0.7	P2	60	15.5	22.5	5	2
VKSLGC040			80				2
VKSLGC041			100				2
VKSLGC042			150				2
VKSLGC043	M5*0.8	P2	80	19	28	5.5	2
VKSLGC044			100				2
VKSLGC045			150				2
VKSLGC046	M6*1	P2	80	22	31	6	2
VKSLGC047			100				2
VKSLGC048			150				2
VKSLGC049	M8*1.25	P2	100	22	37	6.2	4
VKSLGC050			150				4
VKSLGC051	M10*1.5	P2	100	24	41	7	4
VKSLGC052			150				4
VKSLGC053	M12*1.75	P2	100	29	48	8.5	4
VKSLGC054			150				4

◎ 美制螺纹用 (FOR UNIFIED THREADS)

商品号 ID	规格 Size	精度 Class	全长 entire length L	螺纹长 Thread length l	颈长 length of the neck l1	柄径 Handle diameter d	形状 Type
VKSLMC001	UNF0-80	P1	60	9	10.5	3	1
VKSLMC002			80				1
VKSLMC003			100				1
VKSLMC004	UNC1-64	P1	60	9	10.5	3	1
VKSLMC005			80				1
VKSLMC006			100				1
VKSLMC007	UNF1-72	P1	60	9	10.5	3	1
VKSLMC008			80				1
VKSLMC009			100				1
VKSLMC010	UNC2-56	P1	60	10	15	3	2
VKSLMC011			80				2
VKSLMC012			100				2
VKSLMC013	UNF2-64	P1	60	10	15	3	2
VKSLMC014			80				2
VKSLMC015			100				2
VKSLMC016	UNC3-48	P1	60	11	17.5	3	2
VKSLMC017			80				2
VKSLMC018			100				2
VKSLMC019	UNF3-56	P1	60	11	17.5	3	2
VKSLMC020			80				2
VKSLMC021			100				2
VKSLMC022	UNC4-40	P1	60	11	17.5	3	2
VKSLMC023			80				2
VKSLMC024			100				2

螺旋槽丝锥系列(盲用孔)
SPIRAL FLUTE TAP (BLIND HOLE)

商品号 ID	规格 Size	精度 Class	全长 entire length L	螺纹长 Thread length l	颈长 length of the neck l1	柄径 Handle diameter d	形状 Type
VKSLMC025	UNF4-48	P1	60	11	17.5	3	2
VKSLMC026			80				2
VKSLMC027			100				2
VKSLMC028	UNC5-40	P1	60	12.5	20	4	2
VKSLMC029			80				2
VKSLMC030			100				2
VKSLMC031	UNF5-44	P1	60	12.5	20	4	2
VKSLMC032			80				2
VKSLMC033			100				2
VKSLMC034	UNC6-32	P2	60	1	22	4	2
VKSLMC035			80				2
VKSLMC036			100				2
VKSLMC037	UNF6-40	P1	60	15	22	4	2
VKSLMC038			80				2
VKSLMC039			100				2
VKSLMC040	UNC8-32	P2	60	15.5	22.5	5	2
VKSLMC041			80				2
VKSLMC042			100				2
VKSLMC043	UNF8-36	P2	60	15.5	22.5	5	2
VKSLMC044			80				2
VKSLMC045			100				2
VKSLMC046	UNC10-24	P2	80	19	28	5.5	2
VKSLMC047			100				2
VKSLMC048	UNF10-32	P2	80	19	28	5.5	2
VKSLMC049			100				2
VKSLMC050	UNC12-24	P2	80	19	28	5.5	2
VKSLMC051			100				2
VKSLMC052	UNF12-28	P2	80	19	28	5.5	2
VKSLMC053			100				2
VKSLMC054	UNC1/4-20	P2	80	22	31	6	2
VKSLMC055			100				2
VKSLMC056	UNF1/4-28	P2	80	22	31	6	2
VKSLMC057			100				2
VKSLMC058	UNC5/16-18	P2	100	22	37	6.2	4
VKSLMC059			150				4
VKSLMC060	UNF5/16-24	P2	100	22	37	6.2	4
VKSLMC061			150				4
VKSLMC062	UNC3/8-16	P2	100	24	41	7	4
VKSLMC063			150				4
VKSLMC064	UNF3/8-24	P2	100	24	41	7	4
VKSLMC065			150				4
VKSLMC066	UNC7/16-14	P3	150	25	48	8	4
VKSLMC067	UNF7/16-20	P2	150	25	48	8	4
VKSLMC068	UNC1/2-13	P3	150	29	48	10.5	4
VKSLMC069	UNF1/2-20	P2	150	29	48	10.5	4

- 未列出的规格，请向技术人员洽询。
  For specifications not listed, please contact our technician.
- 精度栏是适合加工2级内螺纹丝锥的推荐精度。
  The accuracy column is the recommended accuracy for machining 2 internal thread taps.
- M2.6以下无油槽。
  No oil groove below M2.6.
- 丝锥精度不能保证内螺纹精度。
  Tap accuracy does not guarantee the accuracy of the internal thread.
- 丝锥硬度：66度-67度
  TAPS HRC:66°-67°

适用于被加工材料：铸铁、不锈钢、铜、铝合金
Suitable for processed materials: cast iron, stainless steel, copper, aluminum alloy

SP-LS-L 加长左牙丝锥

SPIRAL FLUTE TAP-LONG SHANK TAP-LEFT THREAD



材料:
MATERIALS:

HSS HSS-Co

涂层:
COATING:

OX TIN TICN JPS HS

Type 1
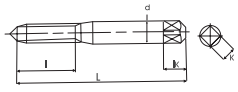
Type 2
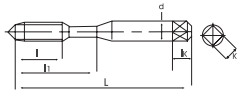
Type 4
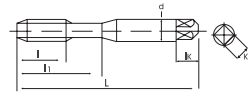
Type 5
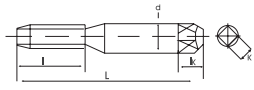

◎ 公制螺纹用 (FOR METRIC THREADS)

商品号 ID	规格 Size	精度 Class	全长 entire length L	螺纹长 Thread length l	颈长 length of the neck l1	柄径 Handle diameter d	形状 Type
VKSLGCZ001			60				1
VKSLGCZ002	M1*0.25	P1	80	6	7.5	3	1
VKSLGCZ003			100				1
VKSLGCZ004			60				1
VKSLGCZ005	M1.2*0.25	P1	80	6	7.5	3	1
VKSLGCZ006			100				1
VKSLGCZ007			60				1
VKSLGCZ008	M1.4*0.3	P1	80	8.5	10	3	1
VKSLGCZ009			100				1
VKSLGCZ010			60				1
VKSLGCZ011	M1.6*0.35	P1	80	9	10.5	3	1
VKSLGCZ012			100				1
VKSLGCZ013			60				1
VKSLGCZ014	M1.7*0.35	P1	80	9	10.5	3	1
VKSLGCZ015			100				1
VKSLGCZ016			60				1
VKSLGCZ017	M1.8*0.35	P1	80	9	10.5	3	1
VKSLGCZ018			100				1
VKSLGCZ019			60				2
VKSLGCZ020	M2*0.4	P1	80	10	15	3	2
VKSLGCZ021			100				2
VKSLGCZ022			60				2
VKSLGCZ023	M2.3*0.4	P1	80	10	15	3	2
VKSLGCZ024			100				2
VKSLGCZ025			60				2
VKSLGCZ026	M2.5*0.45	P1	80	11	17.5	3	2
VKSLGCZ027			100				2

螺旋槽丝锥系列(盲用孔)
SPIRAL FLUTE TAP (BLIND HOLE)

商品号 ID	规格 Size	精度 Class	全长 entire length L	螺纹长 Thread length l	颈长 length of the neck l1	柄径 Handle diameter d	形状 Type
VKSLGCZ028	M2.6*0.45	P1	60	11	17.5	3	2
VKSLGCZ029			80				2
VKSLGCZ030			100				2
VKSLGCZ031	M3*0.5	P2	60	12.5	20	4	2
VKSLGCZ032			80				2
VKSLGCZ033			100				2
VKSLGCZ034			150				2
VKSLGCZ035	M3.5*0.6	P2	60	15	22	4	2
VKSLGCZ036			80				2
VKSLGCZ037			100				2
VKSLGCZ038			150				2
VKSLGCZ039	M4*0.7	P2	60	15.5	22.5	5	2
VKSLGCZ040			80				2
VKSLGCZ041			100				2
VKSLGCZ042			150				2
VKSLGCZ043	M5*0.8	P2	80	19	28	5.5	2
VKSLGCZ044			100				2
VKSLGCZ045			150				2
VKSLGCZ046	M6*1	P2	80	22	31	6	2
VKSLGCZ047			100				2
VKSLGCZ048			150				2
VKSLGCZ049	M8*1.25	P2	100	22	37	6.2	4
VKSLGCZ050			150				4
VKSLGCZ051	M10*1.5	P2	100	24	41	7	4
VKSLGCZ052			150				4
VKSLGCZ053	M12*1.75	P2	100	29	48	8.5	4
VKSLGCZ054			150				4

◎ 美制螺纹用 (FOR UNIFIED THREADS)

商品号 ID	规格 Size	精度 Class	全长 entire length L	螺纹长 Thread length l	颈长 length of the neck l1	柄径 Handle diameter d	形状 Type
VKSLMCZ001	UNF0-80	P1	60	9	10.5	3	1
VKSLMCZ002			80				1
VKSLMCZ003			100				1
VKSLMCZ004	UNC1-64	P1	60	9	10.5	3	1
VKSLMCZ005			80				1
VKSLMCZ006			100				1
VKSLMCZ007	UNF1-72	P1	60	9	10.5	3	1
VKSLMCZ008			80				1
VKSLMCZ009			100				1
VKSLMCZ010	UNC2-56	P1	60	10	15	3	2
VKSLMCZ011			80				2
VKSLMCZ012			100				2
VKSLMCZ013	UNF2-64	P1	60	10	15	3	2
VKSLMCZ014			80				2
VKSLMCZ015			100				2
VKSLMCZ016	UNC3-48	P1	60	11	17.5	3	2
VKSLMCZ017			80				2
VKSLMCZ018			100				2
VKSLMCZ019	UNF3-56	P1	60	11	17.5	3	2
VKSLMCZ020			80				2
VKSLMCZ021			100				2
VKSLMCZ022	UNC4-40	P1	60	11	17.5	3	2
VKSLMCZ023			80				2
VKSLMCZ024			100				2

商品号 ID	规格 Size	精度 Class	全长 entire length L	螺纹长 Thread length l	颈长 length of the neck l1	柄径 Handle diameter d	形状 Type
VKSLMCZ025	UNF4-48	P1	60	11	17.5	3	2
VKSLMCZ026			80				2
VKSLMCZ027			100				2
VKSLMCZ028	UNC5-40	P1	60	12.5	20	4	2
VKSLMCZ029			80				2
VKSLMCZ030			100				2
VKSLMCZ031	UNF5-44	P1	60	12.5	20	4	2
VKSLMCZ032			80				2
VKSLMCZ033			100				2
VKSLMCZ034	UNC6-32	P2	60	1	22	4	2
VKSLMCZ035			80				2
VKSLMCZ036			100				2
VKSLMCZ037	UNF6-40	P1	60	15	22	4	2
VKSLMCZ038			80				2
VKSLMCZ039			100				2
VKSLMCZ040	UNC8-32	P2	60	15.5	22.5	5	2
VKSLMCZ041			80				2
VKSLMCZ042			100				2
VKSLMCZ043	UNF8-36	P2	60	15.5	22.5	5	2
VKSLMCZ044			80				2
VKSLMCZ045			100				2
VKSLMCZ046	UNC10-24	P2	80	19	28	5.5	2
VKSLMCZ047			100				2
VKSLMCZ048	UNF10-32	P2	80	19	28	5.5	2
VKSLMCZ049			100				2
VKSLMCZ050	UNC12-24	P2	80	19	28	5.5	2
VKSLMCZ051			100				2
VKSLMCZ052	UNF12-28	P2	80	19	28	5.5	2
VKSLMCZ053			100				2
VKSLMCZ054	UNC1/4-20	P2	80	22	31	6	2
VKSLMCZ055			100				2
VKSLMCZ056	UNF1/4-28	P2	80	22	31	6	2
VKSLMCZ057			100				2
VKSLMCZ058	UNC5/16-18	P2	100	22	37	6.2	4
VKSLMCZ059			150				4
VKSLMCZ060	UNF5/16-24	P2	100	22	37	6.2	4
VKSLMCZ061			150				4
VKSLMCZ062	UNC3/8-16	P2	100	24	41	7	4
VKSLMCZ063			150				4
VKSLMCZ064	UNF3/8-24	P2	100	24	41	7	4
VKSLMCZ065			150				4
VKSLMCZ066	UNC7/16-14	P3	150	25	48	8	4
VKSLMCZ067	UNF7/16-20	P2	150	25	48	8	4
VKSLMCZ068	UNC1/2-13	P3	150	29	48	10.5	4
VKSLMCZ069	UNF1/2-20	P2	150	29	48	10.5	4

- 未列出的规格，请向技术人员洽询。
  For specifications not listed, please contact our technician.
- 精度栏是适合加工2级内螺纹丝锥的推荐精度。
  The accuracy column is the recommended accuracy for machining 2 internal thread taps.
- M2.6以下无油槽。
  No oil groove below M2.6.
- 丝锥精度不能保证内螺纹精度。
  Tap accuracy does not guarantee the accuracy of the internal thread.
- 丝锥硬度：66度-67度
  TAPS HRC:66°-67°

适用于被加工材料：铸铁、不锈钢、铜、铝合金
Suitable for processed materials: cast iron, stainless steel, copper, aluminum alloy

SP-AL 铝专用丝锥

SPIRAL FLUTE TAP-ALUMINUM SPECIAL TAP



材料：
MATERIALS:

HSS HSS-Co

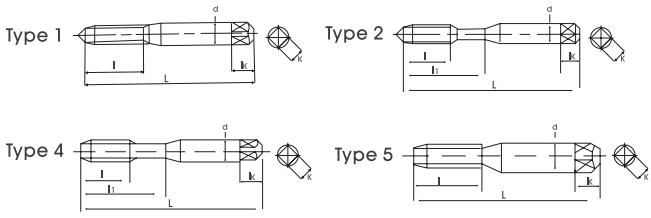

◎ 公制螺纹用 (FOR METRIC THREADS)

商品号 ID	规格 Size	精度 Class	全长 entire length L	螺纹长 Thread length l	颈长 length of the neck l1	柄径 Handle diameter d	形状 Type
VKSLL001	M2*0.4	OH1	43	5.5	16	3	2
VKSLL002	M2.3*0.4	OH1	43	5.5	16	3	2
VKSLL003	M2.5*0.45	OH1	46	6.5	18	3	2
VKSLL004	M2.6*0.45	OH1	46	6.5	18	3	2
VKSLL005	M3*0.5	OH2	49	8.5	19.5	4	2
VKSLL006	M3.5*0.6	OH2	51	9.5	22	4	2
VKSLL007	M4*0.7	OH2	56	9.5	22.5	5	2
VKSLL008	M5*0.8	OH2	64	11.5	28	5.5	2
VKSLL009	M6*1	OH2	68	14	31	6	2
VKSLL010	M8*1.25	OH2	70	13.5	37	6.2	2
VKSLL011	M10*1.5	OH2	75	14	41	7	2
VKSLL012	M12*1.75	OH2	82	17	48	8.5	2

- 未列出的规格，请向技术人员洽询。
  For specifications not listed, please contact our technician.
- 精度栏是适合加工2级内螺纹丝锥的推荐精度。
  The accuracy column is the recommended accuracy for machining 2 internal thread taps.
- M2.6以下无油槽。
  No oil groove below M2.6.
- 丝锥精度不能保证内螺纹精度。
  Tap accuracy does not guarantee the accuracy of the internal thread.
- 丝锥硬度：66度-67度
  TAPS HRC:66°-67°

适用于被加工材料：铝合金
Suitable for processed materials: aluminum alloy

SP-CPM 粉末丝锥

SPIRAL FLUTE TAP-POWDER METALLURGY MATERIAL

材料：
MATERIALS:

CPM

涂层：
COATING:

OX TIN TICN JPS HS

◎ 公制螺纹用 (FOR METRIC THREADS)

商品号 ID	规格 Size	精度 Class	全长 entire length L	螺纹长 Thread length l	颈长 length of the neck l1	柄径 Handle diameter d	形状 Type
VKSFL001	M2.0*0.4	P1	43	8	13	3	2
VKSFL002	M2.3*0.4	P1	43	8	13	3	2
VKSFL003	M2.5*0.45	P1	46	9	15	3	2
VKSFL004	M2.6*0.45	P1	46	9	15	3	2
VKSFL005	M3.0*0.5	P2	49	10	18	4	2
VKSFL006	M3.5*0.6	P2	51	9	22	4	2
VKSFL007	M4.0*0.7	P2	56	12	21	5	2
VKSFL008	M5.0*0.8	P2	64	14	24	5.5	2
VKSFL009	M6.0*1	P2	68	17	27	6	2
VKSFL010	M8*1.25	P2	70	15	37	6.2	4
VKSFL011	M10*1.5	P2	75	18	41	7	4
VKSFL012	M12*1.75	P2	82	22	48	8.5	4
VKSFL013	M14*2	P2	88	24	52	10.5	4
VKSFL014	M16*2	P2	95	24	52	12.5	4
VKSFL015	M18*2.5	P2	100	30	55	14	4

◎ 美制螺纹用 (FOR UNIFIED THREADS)

商品号 ID	规格 Size	精度 Class	全长 entire length	螺纹长 Thread length	颈长 length of the neck	柄径 Handle diameter	形状 Type
			L	l	l1	d	
VKSFL013	UNC2-56	P1	43	8	13	3	2
VKSFL014	UNF2-64	P1	43	8	13	3	2
VKSFL015	UNC3-48	P1	46	9	15	3	2
VKSFL016	UNF3-56	P1	46	9	15	3	2
VKSFL017	UNC4-40	P1	46	9	15	3	2
VKSFL018	UNF4-48	P1	46	9	15	3	2
VKSFL019	UNC5-40	P1	49	10	18	4	2
VKSFL020	UNF5-44	P1	49	10	18	4	2
VKSFL021	UNC6-32	P2	51	12	21	4	2
VKSFL022	UNF6-40	P1	51	12	21	4	2
VKSFL023	UNC8-32	P2	56	12	21	5	2
VKSFL024	UNF8-36	P2	56	12	21	5	2
VKSFL025	UNC10-24	P2	64	14	24	5.5	2
VKSFL026	UNF10-32	P2	64	14	24	5.5	2
VKSFL027	UNC12-24	P2	64	14	24	5.5	2
VKSFL028	UNF12-28	P2	64	14	24	5.5	2
VKSFL029	UNC1/4-20	P2	68	17	27	6	2
VKSFL030	UNF1/4-28	P2	68	17	27	6	2
VKSFL031	UNC5/16-18	P2	70	15	37	6.2	4
VKSFL032	UNF5/16-24	P2	70	15	37	6.2	4
VKSFL033	UNC3/8-16	P2	75	18	41	7	4
VKSFL034	UNF3/8-24	P2	75	18	41	7	4
VKSFL035	UNC7/16-14	P3	80	22	48	8	4
VKSFL036	UNF7/16-20	P2	80	22	48	8	4

- 未列出的规格，请向技术人员洽询。
  For specifications not listed, please contact our technician.
- 精度栏是适合加工2级内螺纹丝锥的推荐精度。
  The accuracy column is the recommended accuracy for machining 2 internal thread taps.
- M2.6以下无油槽。
  No oil groove below M2.6.
- 丝锥精度不能保证内螺纹精度。
  Tap accuracy does not guarantee the accuracy of the internal thread.
- 丝锥硬度：66度-67度
  TAPS HRC:66°-67°

适用于被加工材料：铸铁、不锈钢、铜、铝合金
Suitable for processed materials: cast iron, stainless steel, copper, aluminum alloy

PO 标准型

SPIRAL POINT TAP

材料:
MATERIALS:

HSS HSS-Co

涂层:
COATING:

OX TIN TICN JPS HS

◎ 公制螺纹用 (FOR METRIC THREADS)

商品号 ID	规格 Size	精度 Class	全长 entire length L	螺纹长 Thread length l	颈长 length of the neck l1	柄径 Handle diameter d	形状 Type
VKSXG001	M1.0*0.25	P1	37	6	7.5	3	1
VKSXG002	M1.2*0.25	P1	37	6	7.5	3	1
VKSXG003	M1.4*0.3	P2	37	6.5	8	3	1
VKSXG004	M1.6*0.35	P2	39	7.5	9	3	1
VKSXG005	M1.7*0.35	P2	39	7.5	9	3	1
VKSXG006	M1.8*0.35	P2	39	7.5	9	3	1
VKSXG007	M2.0*0.4	P2	43	8	13	3	2
VKSXG008	M2.3*0.4	P2	43	8	13	3	2
VKSXG009	M2.5*0.45	P2	46	9.5	15.5	3	2
VKSXG010	M2.6*0.45	P2	46	9.5	15.5	3	2
VKSXG011	M3.0*0.5	P2	49	10.5	16	4	2
VKSXG012	M3.5*0.6	P2	51	13	19	4	2
VKSXG013	M4.0*0.7	P2	56	13.5	19.5	5	2
VKSXG014	M5.0*0.8	P2	64	16	25	5.5	2
VKSXG015	M6.0*1	P2	68	18	29	6	2
VKSXG016	M8.0*1.25	P3	70	22	37	6.2	4
VKSXG017	M10*1.5	P3	75	24	41	7	4
VKSXG018	M12*1.75	P4	82	29	48	8.5	4
VKSXG019	M14*2	P4	88	30	48	10.5	4
VKSXG020	M16*2	P4	95	32	52	12.5	4
VKSXG021	M17*2	P4	100	37	55	13	4
VKSXG022	M18*2.5	P4	100	37	55	14	4

先端丝锥系列(通用孔)
SPIRAL POINT TAP (THROUGH HOLE)

◎ 美制螺纹用 (FOR UNIFIED THREADS)

商品号 ID	规格 Size	精度 Class	全长 entire length L	螺纹长 Thread length l	颈长 length of the neck l1	柄径 Handle diameter d	形状 Type
VKSXM001	UNF0-80	P1	39	9	10.5	3	1
VKSXM002	UNC1-64	P1	39	9	10.5	3	1
VKSXM003	UNF1-72	P1	39	9	10.5	3	1
VKSXM004	UNC2-56	P1	43	10	15	3	2
VKSXM005	UNF2-64	P1	43	10	15	3	2
VKSXM006	UNC3-48	P1	43	11	17.5	3	2
VKSXM007	UNF3-56	P1	46	11	17.5	3	2
VKSXM008	UNC4-40	P2	49	11	17.5	3	2
VKSXM009	UNF4-48	P2	49	11	17.5	3	2
VKSXM010	UNC5-40	P2	49	12.5	20	4	2
VKSXM011	UNF5-44	P2	49	12.5	20	4	2
VKSXM012	UNC6-32	P2	51	15	22	4	2
VKSXM013	UNF6-40	P2	51	15	22	4	2
VKSXM014	UNC8-32	P2	56	15.5	22.5	5	2
VKSXM015	UNF8-36	P2	56	15.5	22.5	5	2
VKSXM016	UNC10-24	P2	64	19	28	5.5	2
VKSXM017	UNF10-32	P2	64	19	28	5.5	2
VKSXM018	UNC12-24	P2	64	19	28	5.5	2
VKSXM019	UNF12-28	P2	64	19	28	5.5	2
VKSXM020	UNC1/4-20	P2	68	22	31	6	2
VKSXM021	UNF1/4-28	P2	68	22	31	6	2
VKSXM022	UNC5/16-18	P3	70	22	37	6.2	4
VKSXM023	UNF5/16-24	P3	70	22	37	6.2	4
VKSXM024	UNC3/8-16	P3	75	24	41	7	4
VKSXM025	UNF3/8-24	P3	75	24	41	7	4
VKSXM026	UNC7/16-14	P3	80	25	48	8	4
VKSXM027	UNF7/16-20	P3	80	25	48	8	4
VKSXM028	UNC1/2-13	P4	88	29	48	10.5	4
VKSXM029	UNF1/2-20	P4	88	29	48	10.5	4

◎ 英制螺纹用 (FOR BRITISH THREADS)

商品号 ID	规格 Size	精度 Class	全长 entire length L	螺纹长 Thread length l	颈长 length of the neck l1	柄径 Handle diameter d	形状 Type
VKSXY001	W1/8-40	P2	49	12.5	20	4	2
VKSXY002	W5/32-32	P2	56	15.5	22.5	5	2
VKSXY003	W3/16-24	P2	56	15.5	22.5	5	2
VKSXY004	W7/32-24	P2	64	19	28	5.5	2
VKSXY005	W1/4-20	P3	68	22	31	6	2
VKSXY006	W5/16-18	P3	70	22	37	6.2	4
VKSXY007	W3/8-16	P3	75	24	41	7	4
VKSXY008	W7/16-14	P3	80	25	48	8	4
VKSXY009	W1/2-12	P3	88	29	48	10.5	4

- 未列出的规格，请向技术人员洽询。
  For specifications not listed, please contact our technician.
- 精度栏是适合加工2级内螺纹丝锥的推荐精度。
  The accuracy column is the recommended accuracy for machining 2 internal thread taps.
- M2.6以下无油槽。
  No oil groove below M2.6.
- 丝锥精度不能保证内螺纹精度。
  Tap accuracy does not guarantee the accuracy of the internal thread.
- 丝锥硬度：66度-67度
  TAPS HRC:66°-67°

适用于被加工材料：铸铁、不锈钢、铜、铝合金
Suitable for processed materials: cast iron, stainless steel, copper, aluminum alloy

PO-ST 牙套丝锥

SPIRAL POINT TAP-SCREW SLEEVE TAP

材料：
MATERIALS:

HSS HSS-Co

涂层：
COATING:

OX TIN TICN JPS HS

◎ 公制螺纹用 (FOR METRIC THREADS)

商品号 ID	规格 Size	精度 Class	全长 entire length	螺纹长 Thread length	颈长 length of the neck	柄径 Handle diameter	形状 Type
			L	l	l1	d	
VKSGXT001	M1.6*0.35	P2	43	10	15	3	2
VKSGXT002	M1.7*0.35	P2	43	10	15	3	2
VKSGXT003	M1.8*0.35	P2	43	10	15	3	2
VKSGXT004	M2.0*0.4	P2	46	11	17.5	3	2
VKSGXT005	M2.3*0.4	P2	46	11	17.5	3	2
VKSGXT006	M2.5*0.45	P2	49	12.5	20	4	2
VKSGXT007	M2.6*0.45	P2	49	12.5	20	4	2
VKSGXT008	M3.0*0.5	P2	51	15	22	4	2
VKSGXT009	M3.5*0.6	P2	56	15.5	22.5	5	2
VKSGXT010	M4.0*0.7	P2	64	19	28	5.5	2
VKSGXT011	M5.0*0.8	P2	68	22	31	6	2
VKSGXT012	M6.0*1	P2	70	22	37	6.2	2
VKSGXT013	M8.0*1.25	P3	75	24	41	7	4
VKSGXT014	M10*1.5	P3	82	29	48	8.5	4
VKSGXT015	M12*1.75	P4	88	30	48	10.5	4

先端丝锥系列(通用孔)
SPIRAL POINT TAP (THROUGH HOLE)

◎ 美制螺纹用 (FOR UNIFIED THREADS)

商品号 ID	规格 Size	精度 Class	全长 entire length	螺纹长 Thread length	颈长 length of the neck	柄径 Handle diameter	形状 Type
			L	l	l1	d	
VKSXMT001	UNC2-56	P1	46	11	17.5	3	2
VKSXMT002	UNF2-64	P1	46	11	17.5	3	2
VKSXMT003	UNC3-48	P1	49	12.5	20	4	2
VKSXMT004	UNF3-56	P1	49	12.5	20	4	2
VKSXMT005	UNC4-40	P2	51	15	22	4	2
VKSXMT006	UNF4-48	P2	51	15	22	4	2
VKSXMT007	UNC5-40	P2	56	15.5	22.5	5	2
VKSXMT008	UNF5-44	P2	56	15.5	22.5	5	2
VKSXMT009	UNC6-32	P2	56	15.5	22.5	5	2
VKSXMT010	UNF6-40	P2	56	15.5	22.5	5	2
VKSXMT011	UNC8-32	P2	64	19	28	5.5	2
VKSXMT012	UNF8-36	P2	64	19	28	5.5	2
VKSXMT013	UNC10-24	P2	68	22	31	6	2
VKSXMT014	UNF10-32	P2	68	22	31	6	2
VKSXMT015	UNC12-24	P2	68	22	31	6	2
VKSXMT016	UNF12-28	P2	68	22	31	6	2
VKSXMT017	UNC1/4-20	P2	70	22	37	6.2	2
VKSXMT018	UNF1/4-28	P2	70	22	37	6.2	2
VKSXMT019	UNC5/16-18	P3	75	24	41	7	4
VKSXMT020	UNF5/16-24	P3	75	24	41	7	4
VKSXMT021	UNC3/8-16	P3	82	29	48	8.5	4
VKSXMT022	UNF3/8-24	P3	82	29	48	8.5	4
VKSXMT023	UNC7/16-14	P3	88	30	48	10.5	4
VKSXMT024	UNF7/16-20	P3	88	30	48	10.5	4
VKSXMT025	UNC1/2-13	P4	95	32	52	12.5	4
VKSXMT026	UNF1/2-20	P4	95	32	52	12.5	4

- 未列出的规格，请向技术人员洽询。
  For specifications not listed, please contact our technician.
- 精度栏是适合加工2级内螺纹丝锥的推荐精度。
  The accuracy column is the recommended accuracy for machining 2 internal thread taps.
- M2.6以下无油槽。
  No oil groove below M2.6.
- 丝锥精度不能保证内螺纹精度。
  Tap accuracy does not guarantee the accuracy of the internal thread.
- 丝锥硬度：66度-67度
  TAPS HRC:66°-67°

适用于被加工材料：铸铁、不锈钢、铜、铝合金

PO-L 左牙丝锥

SPIRAL POINT TAP-LEFT THREAD

材料:
MATERIALS:

HSS HSS-Co

涂层:
COATING:

OX TIN TICN JPS HS

◎ 公制螺纹用 (FOR METRIC THREADS)

商品号 ID	规格 Size	精度 Class	全长 entire length L	螺纹长 Thread length l	颈长 length of the neck l1	柄径 Handle diameter d	形状 Type
VKSXGZ001	M1.0*0.25	P1	37	6	7.5	3	1
VKSXGZ002	M1.2*0.25	P1	37	6	7.5	3	1
VKSXGZ003	M1.4*0.3	P2	37	6.5	8	3	1
VKSXGZ004	M1.6*0.35	P2	39	7.5	9	3	1
VKSXGZ005	M1.7*0.35	P2	39	7.5	9	3	1
VKSXGZ006	M1.8*0.35	P2	39	7.5	9	3	1
VKSXGZ007	M2.0*0.4	P2	43	8	13	3	2
VKSXGZ008	M2.3*0.4	P2	43	8	13	3	2
VKSXGZ009	M2.5*0.45	P2	46	9.5	15.5	3	2
VKSXGZ010	M2.6*0.45	P2	46	9.5	15.5	3	2
VKSXGZ011	M3.0*0.5	P2	49	10.5	16	4	2
VKSXGZ012	M3.5*0.6	P2	51	13	19	4	2
VKSXGZ013	M4.0*0.7	P2	56	13.5	19.5	5	2
VKSXGZ014	M5.0*0.8	P2	64	16	25	5.5	2
VKSXGZ015	M6.0*1	P2	68	18	29	6	2
VKSXGZ016	M8.0*1.25	P3	70	22	37	6.2	4
VKSXGZ017	M10*1.5	P3	75	24	41	7	4
VKSXGZ018	M12*1.75	P4	82	29	48	8.5	4
VKSXGZ019	M14*2	P4	88	30	48	10.5	4
VKSXGZ020	M16*2	P4	95	32	52	12.5	4
VKSXGZ021	M17*2	P4	100	37	55	13	4
VKSXGZ022	M18*2.5	P4	100	37	55	14	4

先端丝锥系列(通用孔)
SPIRAL POINT TAP (THROUGH HOLE)

◎ 美制螺纹用 (FOR UNIFIED THREADS)

商品号 ID	规格 Size	精度 Class	全长 entire length L	螺纹长 Thread length l	颈长 length of the neck l1	柄径 Handle diameter d	形状 Type
VKSXMZ001	UNF0-80	P1	39	9	10.5	3	1
VKSXMZ002	UNC1-64	P1	39	9	10.5	3	1
VKSXMZ003	UNF1-72	P1	39	9	10.5	3	1
VKSXMZ004	UNC2-56	P1	43	10	15	3	2
VKSXMZ005	UNF2-64	P1	43	10	15	3	2
VKSXMZ006	UNC3-48	P1	43	11	17.5	3	2
VKSXMZ007	UNF3-56	P1	46	11	17.5	3	2
VKSXMZ008	UNC4-40	P2	49	11	17.5	3	2
VKSXMZ009	UNF4-48	P2	49	11	17.5	3	2
VKSXMZ010	UNC5-40	P2	49	12.5	20	4	2
VKSXMZ011	UNF5-44	P2	49	12.5	20	4	2
VKSXMZ012	UNC6-32	P2	51	15	22	4	2
VKSXMZ013	UNF6-40	P2	51	15	22	4	2
VKSXMZ014	UNC8-32	P2	56	15.5	22.5	5	2
VKSXMZ015	UNF8-36	P2	56	15.5	22.5	5	2
VKSXMZ016	UNC10-24	P2	64	19	28	5.5	2
VKSXMZ017	UNF10-32	P2	64	19	28	5.5	2
VKSXMZ018	UNC12-24	P2	64	19	28	5.5	2
VKSXMZ019	UNF12-28	P2	64	19	28	5.5	2
VKSXMZ020	UNC1/4-20	P2	68	22	31	6	2
VKSXMZ021	UNF1/4-28	P2	68	22	31	6	2
VKSXMZ022	UNC5/16-18	P3	70	22	37	6.2	4
VKSXMZ023	UNF5/16-24	P3	70	22	37	6.2	4
VKSXMZ024	UNC3/8-16	P3	75	24	41	7	4
VKSXMZ025	UNF3/8-24	P3	75	24	41	7	4
VKSXMZ026	UNC7/16-14	P3	80	25	48	8	4
VKSXMZ027	UNF7/16-20	P3	80	25	48	8	4
VKSXMZ028	UNC1/2-13	P4	88	29	48	10.5	4
VKSXMZ029	UNF1/2-20	P4	88	29	48	10.5	4

◎ 英制螺纹用 (FOR BRITISH THREADS)

商品号 ID	规格 Size	精度 Class	全长 entire length L	螺纹长 Thread length l	颈长 length of the neck l1	柄径 Handle diameter d	形状 Type
VKSXYZ001	W1/8-40	P2	49	12.5	20	4	2
VKSXYZ002	W5/32-32	P2	56	15.5	22.5	5	2
VKSXYZ003	W3/16-24	P2	56	15.5	22.5	5	2
VKSXYZ004	W7/32-24	P2	64	19	28	5.5	2
VKSXYZ005	W1/4-20	P3	68	22	31	6	2
VKSXYZ006	W5/16-18	P3	70	22	37	6.2	4
VKSXYZ007	W3/8-16	P3	75	24	41	7	4
VKSXYZ008	W7/16-14	P3	80	25	48	8	4
VKSXYZ009	W1/2-12	P3	88	29	48	10.5	4

- 未列出的规格，请向技术人员洽询。
  For specifications not listed, please contact our technician.
- 精度栏是适合加工2级内螺纹丝锥的推荐精度。
  The accuracy column is the recommended accuracy for machining 2 internal thread taps.
- M2.6以下无油槽。
  No oil groove below M2.6.
- 丝锥精度不能保证内螺纹精度。
  Tap accuracy does not guarantee the accuracy of the internal thread.
- 丝锥硬度：66度-67度
  TAPS HRC:66°-67°

适用于被加工材料：铸铁、不锈钢、铜、铝合金
Suitable for processed materials: cast iron, stainless steel, copper, aluminum alloy

PO-LS 加长丝锥

SPIRAL POINT TAP-LONG SHANK TAP

材料：
MATERIALS:

HSS HSS-Co

涂层：
COATING:

OX TIN TICN JPS HS

◎ 公制螺纹用 (FOR METRIC THREADS)

商品号 ID	规格 Size	精度 Class	全长 entire length L	螺纹长 Thread length l	颈长 length of the neck l1	柄径 Handle diameter d	形状 Type
VKSXGC001			60				1
VKSXGC002	M1*0.25	P1	80	6	7.5	3	1
VKSXGC003			100				1
VKSXGC004			60				1
VKSXGC005	M1.2*0.25	P1	80	6	7.5	3	1
VKSXGC006			100				1
VKSXGC007			60				1
VKSXGC008	M1.4*0.3	P2	80	8.5	10	3	1
VKSXGC009			100				1
VKSXGC010			60				1
VKSXGC011	M1.6*0.35	P2	80	9	10.5	3	1
VKSXGC012			100				1
VKSXGC013			60				1
VKSXGC014	M1.7*0.35	P2	80	9	10.5	3	1
VKSXGC015			100				1
VKSXGC016			60				1
VKSXGC017	M1.8*0.35	P2	80	9	10.5	3	1
VKSXGC018			100				1
VKSXGC019			60				2
VKSXGC020	M2*0.4	P2	80	10	15	3	2
VKSXGC021			100				2
VKSXGC022			60				2
VKSXGC023	M2.3*0.4	P2	80	10	15	3	2
VKSXGC024			100				2
VKSXGC025			60				2
VKSXGC026	M2.5*0.45	P2	80	11	17.5	3	2
VKSXGC027			100				2

先端丝锥系列(通用孔)
SPIRAL POINT TAP (THROUGH HOLE)

商品号 ID	规格 Size	精度 Class	全长 entire length L	螺纹长 Thread length l	颈长 length of the neck l1	柄径 Handle diameter d	形状 Type
VKSXGC028	M2.6*0.45	P2	60	11	17.5	3	2
VKSXGC029			80				2
VKSXGC030			100				2
VKSXGC031	M3*0.5	P2	60	12.5	20	4	2
VKSXGC032			80				2
VKSXGC033			100				2
VKSXGC034			150				2
VKSXGC035	M3.5*0.6	P2	60	15	22	4	2
VKSXGC036			80				2
VKSXGC037			100				2
VKSXGC038			150				2
VKSXGC039	M4*0.7	P2	60	15.5	22.5	5	2
VKSXGC040			80				2
VKSXGC041			100				2
VKSXGC042			150				2
VKSXGC043	M5*0.8	P2	80	19	28	5.5	2
VKSXGC044			100				2
VKSXGC045			150				2
VKSXGC046	M6*1	P2	80	22	31	6	2
VKSXGC047			100				2
VKSXGC048			150				2
VKSXGC049	M8*1.25	P3	100	22	37	6.2	4
VKSXGC050			150				4
VKSXGC051	M10*1.5	P3	100	24	41	7	4
VKSXGC052			150				4
VKSXGC053	M12*1.75	P4	100	29	48	8.5	4
VKSXGC054			150				4

◎ 美制螺纹用 (FOR UNIFIED THREADS)

商品号 ID	规格 Size	精度 Class	全长 entire length L	螺纹长 Thread length l	颈长 length of the neck l1	柄径 Handle diameter d	形状 Type
VKSXMC001	UNF0-80	P1	60	9	10.5	3	1
VKSXMC002			80				1
VKSXMC003			100				1
VKSXMC004	UNC1-64	P1	60	9	10.5	3	1
VKSXMC005			80				1
VKSXMC006			100				1
VKSXMC007	UNF1-72	P1	60	9	10.5	3	1
VKSXMC008			80				1
VKSXMC009			100				1
VKSXMC010	UNC2-56	P1	60	10	15	3	2
VKSXMC011			80				2
VKSXMC012			100				2
VKSXMC013	UNF2-64	P1	60	10	15	3	2
VKSXMC014			80				2
VKSXMC015			100				2
VKSXMC016	UNC3-48	P1	60	11	17.5	3	2
VKSXMC017			80				2
VKSXMC018			100				2
VKSXMC019	UNF3-56	P1	60	11	17.5	3	2
VKSXMC020			80				2
VKSXMC021			100				2
VKSXMC022	UNC4-40	P2	60	11	17.5	3	2
VKSXMC023			80				2
VKSXMC024			100				2

商品号 ID	规格 Size	精度 Class	全长 entire length L	螺纹长 Thread length l	颈长 length of the neck l1	柄径 Handle diameter d	形状 Type
VKSXMC025	UNF4-48	P2	60	11	17.5	3	2
VKSXMC026			80				2
VKSXMC027			100				2
VKSXMC028	UNC5-40	P2	60	12.5	20	4	2
VKSXMC029			80				2
VKSXMC030			100				2
VKSXMC031	UNF5-44	P2	60	12.5	20	4	2
VKSXMC032			80				2
VKSXMC033			100				2
VKSXMC034	UNC6-32	P2	60	15	22	4	2
VKSXMC035			80				2
VKSXMC036			100				2
VKSXMC037	UNF6-40	P2	60	15	22	4	2
VKSXMC038			80				2
VKSXMC039			100				2
VKSXMC040	UNC8-32	P2	60	15.5	22.5	5	2
VKSXMC041			80				2
VKSXMC042			100				2
VKSXMC043	UNF8-36	P2	60	15.5	22.5	5	2
VKSXMC044			80				2
VKSXMC045			100				2
VKSXMC046	UNC10-24	P2	80	19	28	5.5	2
VKSXMC047			100				2
VKSXMC048	UNF10-32	P2	80	19	28	5.5	2
VKSXMC049			100				2
VKSXMC050	UNC12-24	P2	80	19	28	5.5	2
VKSXMC051			100				2
VKSXMC052	UNF12-28	P2	80	19	28	5.5	2
VKSXMC053			100				2
VKSXMC054	UNC1/4-20	P2	80	22	31	6	2
VKSXMC055			100				2
VKSXMC056	UNF1/4-28	P2	80	22	31	6	2
VKSXMC057			100				2
VKSXMC058	UNC5/16-18	P3	100	22	37	6.2	4
VKSXMC059			150				4
VKSXMC060	UNF5/16-24	P3	100	22	37	6.2	4
VKSXMC061			150				4
VKSXMC062	UNC3/8-16	P3	100	24	41	7	4
VKSXMC063			150				4
VKSXMC064	UNF3/8-24	P3	100	24	41	7	4
VKSXMC065			150				4
VKSXMC066	UNC7/16-14	P3	150	25	48	8	4
VKSXMC067	UNF7/16-20	P3	150	25	48	8	4
VKSXMC068	UNC1/2-13	P4	150	29	48	10.5	4
VKSXMC069	UNF1/2-20	P4	150	29	48	10.5	4

- 未列出的规格，请向技术人员洽询。
  For specifications not listed, please contact our technician.
- 精度栏是适合加工2级内螺纹丝锥的推荐精度。
  The accuracy column is the recommended accuracy for machining 2 internal thread taps.
- M2.6以下无油槽。
  No oil groove below M2.6.
- 丝锥精度不能保证内螺纹精度。
  Tap accuracy does not guarantee the accuracy of the internal thread.
- 丝锥硬度：66度-67度
  TAPS HRC:66°-67°

适用于被加工材料：铸铁、不锈钢、铜、铝合金
Suitable for processed materials: cast iron, stainless steel, copper, aluminum alloy

PO-LS-L 加长左牙丝锥

SPIRAL POINT TAP-LONG SHANK TAP-LEFT THREAD

材料:
MATERIALS:

HSS HSS-Co

涂层:
COATING:

OX TIN TICN JPS HS

◎ 公制螺纹用 (FOR METRIC THREADS)

商品号 ID	规格 Size	精度 Class	全长 entire length L	螺纹长 Thread length l	颈长 length of the neck l1	柄径 Handle diameter d	形状 Type
VKSXGCZ001			60				1
VKSXGCZ002	M1*0.25	P1	80	6	7.5	3	1
VKSXGCZ003			100				1
VKSXGCZ004			60				1
VKSXGCZ005	M1.2*0.25	P1	80	6	7.5	3	1
VKSXGCZ006			100				1
VKSXGCZ007			60				1
VKSXGCZ008	M1.4*0.3	P2	80	8.5	10	3	1
VKSXGCZ009			100				1
VKSXGCZ010			60				1
VKSXGCZ011	M1.6*0.35	P2	80	9	10.5	3	1
VKSXGCZ012			100				1
VKSXGCZ013			60				1
VKSXGCZ014	M1.7*0.35	P2	80	9	10.5	3	1
VKSXGCZ015			100				1
VKSXGCZ016			60				1
VKSXGCZ017	M1.8*0.35	P2	80	9	10.5	3	1
VKSXGCZ018			100				1
VKSXGCZ019			60				2
VKSXGCZ020	M2*0.4	P2	80	10	15	3	2
VKSXGCZ021			100				2
VKSXGCZ022			60				2
VKSXGCZ023	M2.3*0.4	P2	80	10	15	3	2
VKSXGCZ024			100				2
VKSXGCZ025			60				2
VKSXGCZ026	M2.5*0.45	P2	80	11	17.5	3	2
VKSXGCZ027			100				2

商品号 ID	规格 Size	精度 Class	全长 entire length L	螺纹长 Thread length l	颈长 length of the neck l1	柄径 Handle diameter d	形状 Type
VKSXGCZ028	M2.6*0.45	P2	60	11	17.5	3	2
VKSXGCZ029			80				2
VKSXGCZ030			100				2
VKSXGCZ031	M3*0.5	P2	60	12.5	20	4	2
VKSXGCZ032			80				2
VKSXGCZ033			100				2
VKSXGCZ034			150				2
VKSXGCZ035	M3.5*0.6	P2	60	15	22	4	2
VKSXGCZ036			80				2
VKSXGCZ037			100				2
VKSXGCZ038			150				2
VKSXGCZ039	M4*0.7	P2	60	15.5	22.5	5	2
VKSXGCZ040			80				2
VKSXGCZ041			100				2
VKSXGCZ042			150				2
VKSXGCZ043	M5*0.8	P2	80	19	28	5.5	2
VKSXGCZ044			100				2
VKSXGCZ045			150				2
VKSXGCZ046	M6*1	P2	80	22	31	6	2
VKSXGCZ047			100				2
VKSXGCZ048			150				2
VKSXGCZ049	M8*1.25	P3	100	22	37	6.2	4
VKSXGCZ050			150				4
VKSXGCZ051	M10*1.5	P3	100	24	41	7	4
VKSXGCZ052			150				4
VKSXGCZ053	M12*1.75	P4	100	29	48	8.5	4
VKSXGCZ054			150				4

◎ 美制螺纹用 (FOR UNIFIED THREADS)

商品号 ID	规格 Size	精度 Class	全长 entire length L	螺纹长 Thread length l	颈长 length of the neck l1	柄径 Handle diameter d	形状 Type
VKSXMCZ001	UNF0-80	P1	60	9	10.5	3	1
VKSXMCZ002			80				1
VKSXMCZ003			100				1
VKSXMCZ004	UNC1-64	P1	60	9	10.5	3	1
VKSXMCZ005			80				1
VKSXMCZ006			100				1
VKSXMCZ007	UNF1-72	P1	60	9	10.5	3	1
VKSXMCZ008			80				1
VKSXMCZ009			100				1
VKSXMCZ010	UNC2-56	P1	60	10	15	3	2
VKSXMCZ011			80				2
VKSXMCZ012			100				2
VKSXMCZ013	UNF2-64	P1	60	10	15	3	2
VKSXMCZ014			80				2
VKSXMCZ015			100				2
VKSXMCZ016	UNC3-48	P1	60	11	17.5	3	2
VKSXMCZ017			80				2
VKSXMCZ018			100				2
VKSXMCZ019	UNF3-56	P1	60	11	17.5	3	2
VKSXMCZ020			80				2
VKSXMCZ021			100				2
VKSXMCZ022	UNC4-40	P2	60	11	17.5	3	2
VKSXMCZ023			80				2
VKSXMCZ024			100				2

先端丝锥系列(通用孔)
SPIRAL POINT TAP (THROUGH HOLE)

商品号 ID	规格 Size	精度 Class	全长 entire length L	螺纹长 Thread length l	颈长 length of the neck l1	柄径 Handle diameter d	形状 Type
VKSXMCZ025	UNF4-48	P2	60	11	17.5	3	2
VKSXMCZ026			80				2
VKSXMCZ027			100				2
VKSXMCZ028	UNC5-40	P2	60	12.5	20	4	2
VKSXMCZ029			80				2
VKSXMCZ030			100				2
VKSXMCZ031	UNF5-44	P2	60	12.5	20	4	2
VKSXMCZ032			80				2
VKSXMCZ033			100				2
VKSXMCZ034	UNC6-32	P2	60	15	22	4	2
VKSXMCZ035			80				2
VKSXMCZ036			100				2
VKSXMCZ037	UNF6-40	P2	60	15	22	4	2
VKSXMCZ038			80				2
VKSXMCZ039			100				2
VKSXMCZ040	UNC8-32	P2	60	15.5	22.5	5	2
VKSXMCZ041			80				2
VKSXMCZ042			100				2
VKSXMCZ043	UNF8-36	P2	60	15.5	22.5	5	2
VKSXMCZ044			80				2
VKSXMCZ045			100				2
VKSXMCZ046	UNC10-24	P2	80	19	28	5.5	2
VKSXMCZ047			100				2
VKSXMCZ048	UNF10-32	P2	80	19	28	5.5	2
VKSXMCZ049			100				2
VKSXMCZ050	UNC12-24	P2	80	19	28	5.5	2
VKSXMCZ051			100				2
VKSXMCZ052	UNF12-28	P2	80	19	28	5.5	2
VKSXMCZ053			100				2
VKSXMCZ054	UNC1/4-20	P2	80	22	31	6	2
VKSXMCZ055			100				2
VKSXMCZ056	UNF1/4-28	P2	80	22	31	6	2
VKSXMCZ057			100				2
VKSXMCZ058	UNC5/16-18	P3	100	22	37	6.2	4
VKSXMCZ059			150				4
VKSXMCZ060	UNF5/16-24	P3	100	22	37	6.2	4
VKSXMCZ061			150				4
VKSXMCZ062	UNC3/8-16	P3	100	24	41	7	4
VKSXMCZ063			150				4
VKSXMCZ064	UNF3/8-24	P3	100	24	41	7	4
VKSXMCZ065			150				4
VKSXMCZ066	UNC7/16-14	P3	150	25	48	8	4
VKSXMCZ067	UNF7/16-20	P3	150	25	48	8	4
VKSXMCZ068	UNC1/2-13	P4	150	29	48	10.5	4
VKSXMCZ069	UNF1/2-20	P4	150	29	48	10.5	4

- 未列出的规格，请向技术人员洽询。
  For specifications not listed, please contact our technician.
- 精度栏是适合加工2级内螺纹丝锥的推荐精度。
  The accuracy column is the recommended accuracy for machining 2 internal thread taps.
- M2.6以下无油槽。
  No oil groove below M2.6.
- 丝锥精度不能保证内螺纹精度。
  Tap accuracy does not guarantee the accuracy of the internal thread.
- 丝锥硬度：66度-67度
  TAPS HRC:66°-67°

适用于被加工材料：铸铁、不锈钢、铜、铝合金
Suitable for processed materials: cast iron, stainless steel, copper, aluminum alloy

PO-CPM 粉末丝锥

SPIRAL POINT TAP-POWDER METALLURGY MATERIAL

材料：
MATERIALS:

CPM

涂层：
COATING:

OX **TIN** **TICN** **JPS** **HS**

Type 1
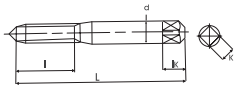

Type 2
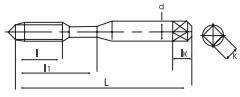

Type 4
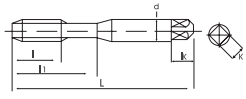

Type 5
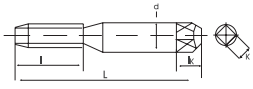

◎ 公制螺纹用 (FOR METRIC THREADS)

商品号 ID	规格 Size	精度 Class	全长 entire length	螺纹长 Thread length	颈长 length of the neck	柄径 Handle diameter	形状 Type
			L	l	l1	d	
VKSFX001	M2.0*0.4	P2	43	8	13	3	2
VKSFX002	M2.3*0.4	P2	43	8	13	3	2
VKSFX003	M2.5*0.45	P2	46	9	15	3	2
VKSFX004	M2.6*0.45	P2	46	9	15	3	2
VKSFX005	M3.0*0.5	P2	49	10.5	16	4	2
VKSFX006	M3.5*0.6	P2	51	10.5	16	4	2
VKSFX007	M4.0*0.7	P2	56	13.5	19.5	5	2
VKSFX008	M5.0*0.8	P2	64	16	25	5.5	2
VKSFX009	M6.0*1	P2	68	18	29	6	2
VKSFX010	M8*1.25	P3	70	22	37	6.2	4
VKSFX011	M10*1.5	P3	75	24	41	7	4
VKSFX012	M12*1.75	P4	82	29	48	8.5	4
VKSFX013	M14*2	P4	88	30	52	10.5	4
VKSFX014	M16*2	P4	95	32	52	12.5	4
VKSFX015	M18*2.5	P4	100	37	55	14	4

◎ 美制螺纹用 (FOR UNIFIED THREADS)

商品号 ID	规格 Size	精度 Class	全长 entire length L	螺纹长 Thread length l	颈长 length of the neck l1	柄径 Handle diameter d	形状 Type
VKSFX013	UNC2-56	P1	43	8	13	3	2
VKSFX014	UNF2-64	P1	43	8	13	3	2
VKSFX015	UNC3-48	P1	46	9	15	3	2
VKSFX016	UNF3-56	P1	46	9	15	3	2
VKSFX017	UNC4-40	P2	46	9	15	3	2
VKSFX018	UNF4-48	P2	46	9	15	3	2
VKSFX019	UNC5-40	P2	51	13.5	19.5	4	2
VKSFX020	UNF5-44	P2	51	13.5	19.5	4	2
VKSFX021	UNC6-32	P2	51	13.5	19.5	4	2
VKSFX022	UNF6-40	P2	51	13.5	19.5	4	2
VKSFX023	UNC8-32	P2	56	13.5	19.5	5	2
VKSFX024	UNF8-36	P2	56	13.5	19.5	5	2
VKSFX025	UNC10-24	P2	64	16	25	5.5	2
VKSFX026	UNF10-32	P2	64	16	25	5.5	2
VKSFX027	UNC12-24	P2	64	16	25	5.5	2
VKSFX028	UNF12-28	P2	64	16	25	5.5	2
VKSFX029	UNC1/4-20	P2	68	18	29	6	2
VKSFX030	UNF1/4-28	P2	68	18	29	6	2
VKSFX031	UNC5/16-18	P3	70	22	37	6.2	4
VKSFX032	UNF5/16-24	P3	70	22	37	6.2	4
VKSFX033	UNC3/8-16	P3	75	24	41	7	4
VKSFX034	UNF3/8-24	P3	75	24	41	7	4
VKSFX035	UNC7/16-14	P3	80	25	48	8	4
VKSFX036	UNF7/16-20	P3	80	25	48	8	4

- 未列出的规格，请向技术人员洽询。
  For specifications not listed, please contact our technician.
- 精度栏是适合加工2级内螺纹丝锥的推荐精度。
  The accuracy column is the recommended accuracy for machining 2 internal thread taps.
- M2.6以下无油槽。
  No oil groove below M2.6.
- 丝锥精度不能保证内螺纹精度。
  Tap accuracy does not guarantee the accuracy of the internal thread.
- 丝锥硬度：66度-67度
  TAPS HRC:66°-67°

适用于被加工材料：铸铁、不锈钢、铜、铝合金
Suitable for processed materials: cast iron, stainless steel, copper, aluminum alloy

NRT 标准型

EXTRUSION TAP

材料：
MATERIALS:

HSS HSS-Co

涂层：
COATING:

OX TIN TICN JPS HS

◎ 公制螺纹用 （FOR METRIC THREADS）

商品号 ID	规格 Size	精度 Class	切削锥长 Chamfer	全长 entire length L	螺纹长 Thread length l	柄径 Handle diameter d	柄径 Handle diameter d	形状 Type
VKSJG0001	M1.0*0.25	RH4	5P	37	6	7.5	3	1
VKSJG0002			2.5P					5
VKSJG0003	M1.2*0.25	RH4	5P	37	6	7.5	3	1
VKSJG0004			2.5P					5
VKSJG0005	M1.4*0.3	RH4	5P	37	8.5	10	3	1
VKSJG0006			2.5P					5
VKSJG0007	M1.6*0.35	RH4	5P	39	9	10.5	3	1
VKSJG0008			2.5P					5
VKSJG0009	M1.7*0.35	RH4	5P	39	9	10.5	3	1
VKSJG0010			2.5P					5
VKSJG0011	M1.8*0.35	RH4	5P	39	9	10.5	3	1
VKSJG0012			2.5P					5
VKSJG0013	M2.0*0.4	RH4	5P	43	10	12	3	2
VKSJG0014			2.5P					4

挤压丝锥系列（通用孔/盲用孔）

EXTRUSION TAP (THROUGH HOLE/BLIND HOLE)

商品号 ID	规格 Size	精度 Class	切削锥长 Chamfer	全长 entire length L	螺纹长 Thread length l	柄径 Handle diameter d	柄径 Handle diameter d	形状 Type
VKSJG0015	M2.3*0.4	RH4	5P	43	10	12	3	2
VKSJG0016			2.5P					4
VKSJG0017	M2.5*0.45	RH5	5P	46	13	15	3	2
VKSJG0018			2.5P					4
VKSJG0019	M2.6*0.45	RH5	5P	46	13	15	3	2
VKSJG0020			2.5P					4
VKSJG0021	M3.0*0.5	RH5	5P	49	20	22	4	2
VKSJG0022			2.5P					4
VKSJG0023	M3.5*0.6	RH5	5P	51	20	23	4	2
VKSJG0024			2.5P					4
VKSJG0025	M4.0*0.7	RH6	5P	56	22	25	5	2
VKSJG0026			2.5P					4
VKSJG0027	M5.0*0.8	RH6	5P	64	25	28	5.5	2
VKSJG0028			2.5P					4
VKSJG0029	M6.0*1	RH7	5P	68	28	31	6	2
VKSJG0030			2.5P					4
VKSJG0031	M8*1.25	RH7	5P	70	22	37	6.2	4
VKSJG0032			2.5P					4
VKSJG0033	M10*1.5	RH7	5P	75	24	41	7	4
VKSJG0034			2.5P					4
VKSJG0035	M12*1.75	RH8	5P	82	29	48	8.5	4
VKSJG0036			2.5P					4
VKSJG0037	M14*2	RH10	5P	88	30	48	10.5	4
VKSJG0038			2.5P					4
VKSJG0039	M16*2	RH10	5P	95	32	52	12.5	4
VKSJG0040			2.5P					4
VKSJG0041	M17*2	RH10	5P	100	37	55	13	4
VKSJG0042			2.5P					4
VKSJG0043	M18*2.5	RH10	5P	100	37	55	14	4
VKSJG0044			2.5P					4

◎ 美制螺纹用 (FOR UNIFIED THREADS)

商品号 ID	规格 Size	精度 Class	切削锥长 Chamfer	全长 entire length L	螺纹长 Thread length l	柄径 Handle diameter d	柄径 Handle diameter d	形状 Type
VKSJM001	UNF0-80	RH5	5P	39	8.5	10	3	1
VKSJM002			2.5P					5
VKSJM003	UNC1-64	RH5	5P	39	9	10.5	3	1
VKSJM004			2.5P					5
VKSJM005	UNF1-72	RH5	5P	39	9	10.5	3	1
VKSJM006			2.5P					5
VKSJM007	UNC2-56	RH4	5P	43	10	12	3	2
VKSJM008			2.5P					4
VKSJM009	UNF2-64	RH4	5P	43	10	12	3	2
VKSJM010			2.5P					4
VKSJM011	UNC3-48	RH4	5P	46	13	15	3	2
VKSJM012			2.5P					4
VKSJM013	UNF3-56	RH4	5P	46	13	15	3	2
VKSJM014			2.5P					4
VKSJM015	UNC4-40	RH5	5P	46	13	15	3	2
VKSJM016			2.5P					4
VKSJM017	UNF4-48	RH5	5P	46	13	15	3	2
VKSJM018			2.5P					4
VKSJM019	UNC5-40	RH5	5P	51	20	23	4	2
VKSJM020			2.5P					4
VKSJM021	UNF5-44	RH5	5P	51	20	23	4	2
VKSJM022			2.5P					4
VKSJM023	UNC6-32	RH5	5P	51	20	23	4	2
VKSJM024			2.5P					4
VKSJM025	UNF6-40	RH5	5P	51	20	23	4	2
VKSJM026			2.5P					4
VKSJM027	UNC8-32	RH6	5P	56	22	25	5	2
VKSJM028			2.5P					4
VKSJM029	UNF8-36	RH5	5P	56	22	25	5	2
VKSJM030			2.5P					4
VKSJM031	UNC10-24	RH6	5P	64	25	28	5.5	2
VKSJM032			2.5P					4
VKSJM033	UNF10-32	RH6	5P	64	25	28	5.5	2
VKSJM034			2.5P					4

挤压丝锥系列（通用孔/盲用孔）

EXTRUSION TAP (THROUGH HOLE/BLIND HOLE)

商品号 ID	规格 Size	精度 Class	切削锥长 Chamfer	全长 entire length L	螺纹长 Thread length l	柄径 Handle diameter d	柄径 Handle diameter d	形状 Type
VKSJM035	UNC12-24	RH6	5P	64	25	28	5.5	2
VKSJM036			2.5P					4
VKSJM037	UNF12-28	RH7	5P	64	25	28	5.5	2
VKSJM038			2.5P					4
VKSJM039	UNC1/4-20	RH7	5P	68	28	31	6	2
VKSJM040			2.5P					4
VKSJM041	UNF1/4-28	RH7	5P	68	28	31	6	2
VKSJM042			2.5P					4
VKSJM043	UNC5/16-18	RH7	5P	70	22	37	6.2	4
VKSJM044			2.5P					4
VKSJM045	UNF5/16-24	RH7	5P	70	22	37	6.2	4
VKSJM046			2.5P					4
VKSJM047	UNC3/8-16	RH7	5P	75	24	41	7	4
VKSJM048			2.5P					4
VKSJM049	UNF3/8-24	RH7	5P	75	24	41	7	4
VKSJM050			2.5P					4
VKSJM051	UNC7/16-14	RH8	5P	80	25	48	8	4
VKSJM052			2.5P					4
VKSJM053	UNF7/16-20	RH8	5P	80	25	48	8	4
VKSJM054			2.5P					4
VKSJM055	UNC1/2-13	RH8	5P	88	29	48	10.5	4
VKSJM056			2.5P					4
VKSJM057	UNF1/2-20	RH8	5P	88	29	48	10.5	4
VKSJM058			2.5P					4

- 未列出的规格，请向技术人员洽询。
  For specifications not listed, please contact our technician.
- 导向锥长5p=P(通用孔)、2.5p=B(盲用孔)
  Cutting cone length 5p=P(Through Hole), 2.5p=B(Blind hole)
- 精度栏是适合加工2级内螺纹丝锥的推荐精度。
  The accuracy column is the recommended accuracy for machining 2 internal thread taps.
- M2.6以下无油槽。
  No oil groove below M2.6.
- 丝锥精度不能保证内螺纹精度。
  Tap accuracy does not guarantee the accuracy of the internal thread.
- 丝锥硬度：66度-67度
  TAPS HRC:66°-67°

适用于被加工材料：铸铁、不锈钢、铜、铝合金

Suitable for processed materials: cast iron, stainless steel, copper, aluminum alloy

NRT-ST 牙套丝锥

EXTRUSION TAP-SCREW SLEEVE TAP

材料：
MATERIALS:

HSS HSS-Co

涂层：
COATING:

OX TIN TICN JPS HS

◎ 公制螺纹用 (FOR METRIC THREADS)

商品号 ID	规格 Size	精度 Class	切削锥长 Chamfer	全长 entire length L	螺纹长 Thread length l	柄径 Handle diameter d	柄径 Handle diameter d	形状 Type
VKSJGL001	M1.6*0.35	RH4	5P	43	10	15	3	2
VKSJGL002			2.5P					4
VKSJGL003	M1.7*0.35	RH4	5P	43	10	15	3	2
VKSJGL004			2.5P					4
VKSJGL005	M1.8*0.35	RH4	5P	43	10	15	3	2
VKSJGL006			2.5P					4
VKSJGL007	M2.0*0.4	RH4	5P	46	11	17.5	3	2
VKSJGL008			2.5P					4
VKSJGL009	M2.3*0.4	RH4	5P	49	11	17.5	3	2
VKSJGL010			2.5P					4
VKSJGL011	M2.5*0.45	RH5	5P	49	12.5	20	4	2
VKSJGL012			2.5P					4
VKSJGL013	M2.6*0.45	RH5	5P	51	15	22	4	2
VKSJGL014			2.5P					4
VKSJGL015	M3.0*0.5	RH5	5P	56	15.5	22.5	4	2
VKSJGL016			2.5P					4
VKSJGL017	M3.5*0.6	RH5	5P	64	19	28	5	2
VKSJGL018			2.5P					4

商品号 ID	规格 Size	精度 Class	切削锥长 Chamfer	全长 entire length L	螺纹长 Thread length l	柄径 Handle diameter d	柄径 Handle diameter d	形状 Type
VKSJGL019	M4.0*0.7	RH6	5P	64	19	28	5.5	2
VKSJGL020			2.5P					4
VKSJGL021	M5.0*0.8	RH6	5P	68	22	31	6	2
VKSJGL022			2.5P					4
VKSJGL023	M6.0*1	RH7	5P	70	22	37	6.2	2
VKSJGL024			2.5P					4
VKSJGL025	M8.0*1.25	RH7	5P	75	24	41	7	2
VKSJGL026			2.5P					4
VKSJGL027	M10*1.5	RH7	5P	82	29	48	8.5	2
VKSJGL028			2.5P					4
VKSJGL029	M12*1.75	RH8	5P	88	30	48	10.5	2
VKSJGL030			2.5P					4

◎ 美制螺纹用 （FOR UNIFIED THREADS）

商品号 ID	规格 Size	精度 Class	切削锥长 Chamfer	全长 entire length L	螺纹长 Thread length l	柄径 Handle diameter d	柄径 Handle diameter d	形状 Type
VKSJML001	UNC2-56	RH4	5P	46	11	17.5	3	2
VKSJML002			2.5P					4
VKSJML003	UNF2-64	RH4	5P	46	11	17.5	3	2
VKSJML004			2.5P					4
VKSJML005	UNC3-48	RH4	5P	49	12.5	20	4	2
VKSJML006			2.5P					4
VKSJML007	UNF3-56	RH4	5P	49	12.5	20	4	2
VKSJML008			2.5P					4
VKSJML009	UNC4-40	RH5	5P	51	15	22	4	2
VKSJML010			2.5P					4
VKSJML011	UNF4-48	RH5	5P	51	15	22	4	2
VKSJML012			2.5P					4
VKSJML013	UNC5-40	RH5	5P	56	15.5	22.5	5	2
VKSJML014			2.5P					4
VKSJML015	UNF5-44	RH5	5P	56	15.5	22.5	5	2
VKSJML016			2.5P					4
VKSJML017	UNC6-32	RH5	5P	56	15.5	22.5	5	2
VKSJML018			2.5P					4
VKSJML019	UNF6-40	RH5	5P	56	15.5	22.5	5	2
VKSJML020			2.5P					4
VKSJML021	UNC8-32	RH6	5P	64	19	28	5.5	2
VKSJML022			2.5P					4
VKSJML023	UNF8-36	RH5	5P	64	19	28	5.5	2
VKSJML024			2.5P					4

商品号 ID	规格 Size	精度 Class	切削锥长 Chamfer	全长 entire length L	螺纹长 Thread length l	柄径 Handle diameter d	柄径 Handle diameter d	形状 Type
VKSJML025	UNC10-24	RH6	5P	68	22	31	6	2
VKSJML026			2.5P					4
VKSJML027	UNF10-32	RH6	5P	68	22	31	6	2
VKSJML028			2.5P					4
VKSJML029	UNC12-24	RH6	5.6P	68	22	31	6	2
VKSJML030			4P					4
VKSJML031	UNF12-28	RH6	5.7P	68	22	31	6	2
VKSJML032			5P					4
VKSJML033	UNC1/4-20	RH7	5P	70	22	37	6.2	2
VKSJML034			2.5P					4
VKSJML035	UNF1/4-28	RH6	5P	70	22	37	6.2	2
VKSJML036			2.5P					4
VKSJML037	UNC5/16-18	RH7	5P	75	24	41	7	4
VKSJML038			2.5P					4
VKSJML039	UNF5/16-24	RH7	5P	7Y	24	41	7	4
VKSJML040			2.5P					4
VKSJML041	UNC3/8-16	RH7	5P	82	29	48	8.5	4
VKSJML042			2.5P					4
VKSJML043	UNF3/8-24	RH7	5P	82	29	48	8.5	4
VKSJML044			2.5P					4
VKSJML045	UNC7/16-14	RH8	5P	88	30	48	10.5	4
VKSJML046			2.5P					4
VKSJML047	UNF7/16-20	RH8	5P	88	30	48	10.5	4
VKSJML048			2.5P					4
VKSJML049	UNC1/2-13	RH8	5P	95	32	52	12.5	4
VKSJML050			2.5P					4
VKSJML051	UNF1/2-20	RH8	5P	95	32	52	12.5	4
VKSJML052			2.5P					4

- 未列出的规格，请向技术人员洽询。
  For specifications not listed, please contact our technician.
- 导向锥长5p=P(通用孔)、2.5p=B(盲用孔)
  Cutting cone length 5p=P(Through Hole), 2.5p=B(Blind hole)
- 精度栏是适合加工2级内螺纹丝锥的推荐精度。
  The accuracy column is the recommended accuracy for machining 2 internal thread taps.
- M2.6以下无油槽。
  No oil groove below M2.6.
- 丝锥精度不能保证内螺纹精度。
  Tap accuracy does not guarantee the accuracy of the internal thread.
- 丝锥硬度：66度-67度
  TAPS HRC:66°-67°

适用于被加工材料：铸铁、不锈钢、铜、铝合金
Suitable for processed materials: cast iron, stainless steel, copper, aluminum alloy

NRT-L 左牙丝锥

EXTRUSION TAP-LEFT THREAD

材料：
MATERIALS:

HSS HSS-Co

涂层：
COATING:

OX TIN TICN JPS HS

◎ 公制螺纹用 (FOR METRIC THREADS)

商品号 ID	规格 Size	精度 Class	切削锥长 Chamfer	全长 entire length L	螺纹长 Thread length l	柄径 Handle diameter d	柄径 Handle diameter d	形状 Type
VKSJGZ001	M1.0*0.25	RH4	5P	37	6	7.5	3	1
VKSJGZ002			2.5P					5
VKSJGZ003	M1.2*0.25	RH4	5P	37	6	7.5	3	1
VKSJGZ004			2.5P					5
VKSJGZ005	M1.4*0.3	RH4	5P	37	8.5	10	3	1
VKSJGZ006			2.5P					5
VKSJGZ007	M1.6*0.35	RH4	5P	39	9	10.5	3	1
VKSJGZ008			2.5P					5
VKSJGZ009	M1.7*0.35	RH4	5P	39	9	10.5	3	1
VKSJGZ010			2.5P					5
VKSJGZ011	M1.8*0.35	RH4	5P	39	9	10.5	3	1
VKSJGZ012			2.5P					5
VKSJGZ013	M2.0*0.4	RH4	5P	43	10	12	3	2
VKSJGZ014			2.5P					4

商品号 ID	规格 Size	精度 Class	切削锥长 Chamfer	全长 entire length L	螺纹长 Thread length l	柄径 Handle diameter d	柄径 Handle diameter d	形状 Type
VKSJGZ015	M2.3*0.4	RH4	5P	43	10	12	3	2
VKSJGZ016			2.5P					4
VKSJGZ017	M2.5*0.45	RH5	5P	46	13	15	3	2
VKSJGZ018			2.5P					4
VKSJGZ019	M2.6*0.45	RH5	5P	46	13	15	3	2
VKSJGZ020			2.5P					4
VKSJGZ021	M3.0*0.5	RH5	5P	49	20	22	4	2
VKSJGZ022			2.5P					4
VKSJGZ023	M3.5*0.6	RH5	5P	51	20	23	4	2
VKSJGZ024			2.5P					4
VKSJGZ025	M4.0*0.7	RH6	5P	56	22	25	5	2
VKSJGZ026			2.5P					4
VKSJGZ027	M5.0*0.8	RH6	5P	64	25	28	5.5	2
VKSJGZ028			2.5P					4
VKSJGZ029	M6.0*1	RH7	5P	68	28	31	6	2
VKSJGZ030			2.5P					4
VKSJGZ031	M8*1.25	RH7	5P	70	22	37	6.2	4
VKSJGZ032			2.5P					4
VKSJGZ033	M10*1.5	RH7	5P	75	24	41	7	4
VKSJGZ034			2.5P					4
VKSJGZ035	M12*1.75	RH8	5P	82	29	48	8.5	4
VKSJGZ036			2.5P					4
VKSJGZ0037	M14*2	RH10	5P	88	30	48	10.5	4
VKSJGZ0038			2.5P					4
VKSJGZ0039	M16*2	RH10	5P	95	32	52	12.5	4
VKSJGZ0040			2.5P					4
VKSJGZ0041	M17*2	RH10	5P	100	37	55	13	4
VKSJGZ0042			2.5P					4
VKSJGZ0043	M18*2.5	RH10	5P	100	37	55	14	4
VKSJGZ0044			2.5P					4

◎ 美制螺纹用 (FOR UNIFIED THREADS)

商品号 ID	规格 Size	精度 Class	切削锥长 Chamfer	全长 entire length L	螺纹长 Thread length l	柄径 Handle diameter d	柄径 Handle diameter d	形状 Type
VKSJM001	UNF0-80	RH5	5P	39	8.5	10	3	1
VKSJM002			2.5P					5
VKSJM003	UNC1-64	RH5	5P	39	9	10.5	3	1
VKSJM004			2.5P					5
VKSJM005	UNF1-72	RH5	5P	39	9	10.5	3	1
VKSJM006			2.5P					5
VKSJM007	UNC2-56	RH4	5P	43	10	12	3	2
VKSJM008			2.5P					4
VKSJM009	UNF2-64	RH4	5P	43	10	12	3	2
VKSJM010			2.5P					4
VKSJM011	UNC3-48	RH4	5P	46	13	15	3	2
VKSJM012			2.5P					4
VKSJM013	UNF3-56	RH4	5P	46	13	15	3	2
VKSJM014			2.5P					4
VKSJM015	UNC4-40	RH5	5P	46	13	15	3	2
VKSJM016			2.5P					4
VKSJM017	UNF4-48	RH5	5P	46	13	15	3	2
VKSJM018			2.5P					4
VKSJM019	UNC5-40	RH5	5P	51	20	23	4	2
VKSJM020			2.5P					4
VKSJM021	UNF5-44	RH5	5P	51	20	23	4	2
VKSJM022			2.5P					4
VKSJM023	UNC6-32	RH5	5P	51	20	23	4	2
VKSJM024			2.5P					4
VKSJM025	UNF6-40	RH5	5P	51	20	23	4	2
VKSJM026			2.5P					4
VKSJM027	UNC8-32	RH6	5P	56	22	25	5	2
VKSJM028			2.5P					4
VKSJM029	UNF8-36	RH5	5P	56	22	25	5	2
VKSJM030			2.5P					4
VKSJM031	UNC10-24	RH6	5P	64	25	28	5.5	2
VKSJM032			2.5P					4
VKSJM033	UNF10-32	RH6	5P	64	25	28	5.5	2
VKSJM034			2.5P					4

商品号 ID	规格 Size	精度 Class	切削锥长 Chamfer	全长 entire length L	螺纹长 Thread length l	柄径 Handle diameter d	柄径 Handle diameter d	形状 Type
VKSJM035	UNC12-24	RH6	5P	64	25	28	5.5	2
VKSJM036			2.5P					4
VKSJM037	UNF12-28	RH6	5P	64	25	28	5.5	2
VKSJM038			2.5P					4
VKSJM039	UNC1/4-20	RH7	5P	68	28	31	6	2
VKSJM040			2.5P					4
VKSJM041	UNF1/4-28	RH6	5P	68	28	31	6	2
VKSJM042			2.5P					4
VKSJM043	UNC5/16-18	RH7	5P	70	22	37	6.2	4
VKSJM044			2.5P					4
VKSJM045	UNF5/16-24	RH7	5P	70	22	37	6.2	4
VKSJM046			2.5P					4
VKSJM047	UNC3/8-16	RH7	5P	75	24	41	7	4
VKSJM048			2.5P					4
VKSJM049	UNF3/8-24	RH7	5P	75	24	41	7	4
VKSJM050			2.5P					4
VKSJM051	UNC7/16-14	RH8	5P	80	25	48	8	4
VKSJM052			2.5P					4
VKSJM053	UNF7/16-20	RH8	5P	80	25	48	8	4
VKSJM054			2.5P					4
VKSJM055	UNC1/2-13	RH8	5P	88	29	48	10.5	4
VKSJM056			2.5P					4
VKSJM057	UNF1/2-20	RH8	5P	88	29	48	10.5	4
VKSJM058			2.5P					4

- 未列出的规格，请向技术人员洽询。
  For specifications not listed, please contact our technician.
- 导向锥长5p=P(通用孔)、2.5p=B(盲用孔)
  Cutting cone length 5p=P(Through Hole), 2.5p=B(Blind hole)
- 精度栏是适合加工2级内螺纹丝锥的推荐精度。
  The accuracy column is the recommended accuracy for machining 2 internal thread taps.
- M2.6以下无油槽。
  No oil groove below M2.6.
- 丝锥精度不能保证内螺纹精度。
  Tap accuracy does not guarantee the accuracy of the internal thread.
- 丝锥硬度：66度-67度
  TAPS HRC:66°-67°

适用于被加工材料：铸铁、不锈钢、铜、铝合金
Suitable for processed materials: cast iron, stainless steel, copper, aluminum alloy

NRT-LS 加长丝锥

EXTRUSION TAP-LONG SHANK TAP

材料：
MATERIALS:

HSS　HSS-Co

涂层：
COATING:

OX　TIN　TICN　JPS　HS

◎ 公制螺纹用 （FOR METRIC THREADS）

商品号 ID	规格 Size	精度 Class	切削锥长 Chamfer	全长 entire length L	螺纹长 Thread length l	柄径 Handle diameter d	柄径 Handle diameter d	形状 Type
VKSJGC001	M1*0.25	RH4	5P	60	6	7.5	3	1
VKSJGC002			2.5P					5
VKSJGC003			5P	80				1
VKSJGC004			2.5P					5
VKSJGC005			5P	100				1
VKSJGC006			2.5P					5
VKSJGC007	M1.2*0.25	RH4	5P	60	6	7.5	3	1
VKSJGC008			2.5P					5
VKSJGC009			5P	80				1
VKSJGC010			2.5P					5
VKSJGC011			5P	100				1
VKSJGC012			2.5P					5
VKSJGC013	M1.4*0.3	RH4	5P	60	8.5	10	3	1
VKSJGC014			2.5P					5
VKSJGC015			5P	80				1
VKSJGC016			2.5P					5
VKSJGC017			5P	100				1
VKSJGC018			2.5P					5
VKSJGC019	M1.6*0.35	RH4	5P	60	9	10.5	3	1
VKSJGC020			2.5P					5
VKSJGC021			5P	80				1
VKSJGC022			2.5P					5
VKSJGC023			5P	100				1
VKSJGC024			2.5P					5

商品号 ID	规格 Size	精度 Class	切削锥长 Chamfer	全长 entire length L	螺纹长 Thread length l	柄径 Handle diameter d	柄径 Handle diameter d	形状 Type
VKSJGC025	M1.7*0.35	RH4	5P	60	9	10.5	3	1
VKSJGC026			2.5P					5
VKSJGC027			5P	80				1
VKSJGC028			2.5P					5
VKSJGC029			5P	100				1
VKSJGC030			2.5P					5
VKSJGC031	M1.8*0.35	RH4	5P	60	9	10.5	3	1
VKSJGC032			2.5P					5
VKSJGC033			5P	80				1
VKSJGC034			2.5P					5
VKSJGC035			5P	100				1
VKSJGC036			2.5P					5
VKSJGC037	M2*0.4	RH4	5P	60	10	15	3	2
VKSJGC038			2.5P					4
VKSJGC039			5P	80				2
VKSJGC040			2.5P					4
VKSJGC041			5P	100				2
VKSJGC042			2.5P					4
VKSJGC043	M2.3*0.4.5	RH4	5P	60	10	15	3	2
VKSJGC044			2.5P					4
VKSJGC045			5P	80				2
VKSJGC046			2.5P					4
VKSJGC047			5P	100				2
VKSJGC048			2.5P					4
VKSJGC049	M2.5*0.45	RH5	5P	60	11	17.5	3	2
VKSJGC050			2.5P					4
VKSJGC051			5P	80				2
VKSJGC052			2.5P					4
VKSJGC053			5P	100				2
VKSJGC054			2.5P					4
VKSJGC055	M2.6*0.45	RH5	5P	60	11	17.5	3	2
VKSJGC056			2.5P					4
VKSJGC057			5P	80				2
VKSJGC058			2.5P					4
VKSJGC059			5P	100				2
VKSJGC060			2.5P					4
VKSJGC061	M3*0.5	RH5	5P	60	12.5	20	4	2
VKSJGC062			2.5P					4
VKSJGC063			5P	80				2
VKSJGC064			2.5P					4
VKSJGC065			5P	100				2
VKSJGC066			2.5P					4
VKSJGC067			5P	150				2
VKSJGC068			2.5P					4
VKSJGC069	M3.5*0.6	RH5	5P	60	15	22	4	2
VKSJGC070			2.5P					4
VKSJGC071			5P	80				2
VKSJGC072			2.5P					4
VKSJGC073			5P	100				2
VKSJGC074			2.5P					4
VKSJGC075			5P	150				2
VKSJGC076			2.5P					4

商品号 ID	规格 Size	精度 Class	切削锥长 Chamfer	全长 entire length L	螺纹长 Thread length l	柄径 Handle diameter d	柄径 Handle diameter d	形状 Type
VKSJGC077	M4*0.7	RH6	5P	60	15.5	22.5	5	2
VKSJGC078			2.5P					4
VKSJGC079			5P	80				2
VKSJGC080			2.5P					4
VKSJGC081			5P	100				2
VKSJGC082			2.5P					4
VKSJGC083			5P	150				2
VKSJGC084			2.5P					4
VKSJGC085	M5*0.8	RH6	5P	80	19	28	5.5	2
VKSJGC086			2.5P					4
VKSJGC087			5P	100				2
VKSJGC088			2.5P					4
VKSJGC089			5P	150				2
VKSJGC090			2.5P					4
VKSJGC091	M6*1	RH7	5P	80	22	31	6	2
VKSJGC092			2.5P					4
VKSJGC093			5P	100				2
VKSJGC094			2.5P					4
VKSJGC095			5P	150				2
VKSJGC096			2.5P					4
VKSJGC097	M8*1.25	RH7	5P	100	22	37	6.2	2
VKSJGC098			2.5P					4
VKSJGC099			5P	150				2
VKSJGC100			2.5P					4
VKSJGC101	M10*1.5	RH7	5P	100	24	41	7	2
VKSJGC102			2.5P					4
VKSJGC103			5P	150				2
VKSJGC104			2.5P					4
VKSJGC105	M12*1.75	RH8	5P	100	29	48	8.5	2
VKSJGC106			2.5P					4
VKSJGC107			5P	150				2
VKSJGC108			2.5P					4

◎ 美制螺纹用 (FOR UNIFIED THREADS)

商品号 ID	规格 Size	精度 Class	切削锥长 Chamfer	全长 entire length L	螺纹长 Thread length l	柄径 Handle diameter d	柄径 Handle diameter d	形状 Type
VKSMJC001	UNF0-80	RH5	5P	60	9	10.5	3	1
VKSMJC002			2.5P					5
VKSMJC003			5P	80				1
VKSMJC004			2.5P					5
VKSMJC005			5P	100				1
VKSMJC006			2.5P					5
VKSMJC007	UNC1-64	RH5	5P	60	9	10.5	3	1
VKSMJC008			2.5P					5
VKSMJC009			5P	80				1
VKSMJC010			2.5P					5
VKSMJC011			5P	100				1
VKSMJC012			2.5P					5

商品号 ID	规格 Size	精度 Class	切削锥长 Chamfer	全长 entire length L	螺纹长 Thread length l	柄径 Handle diameter d	柄径 Handle diameter d	形状 Type
VKSMJC013	UNF1-72	RH5	5P	60	9	10.5	3	1
VKSMJC014			2.5P					5
VKSMJC015			5P	80				1
VKSMJC016			2.5P					5
VKSMJC017			5P	100				1
VKSMJC018			2.5P					5
VKSMJC019	UNC2-56	RH4	5P	60	10	15	3	2
VKSMJC020			2.5P					4
VKSMJC021			5P	80				2
VKSMJC022			2.5P					4
VKSMJC023			5P	100				2
VKSMJC024			2.5P					4
VKSMJC025	UNF2-64	RH4	5P	60	10	15	3	2
VKSMJC026			2.5P					4
VKSMJC027			5P	80				2
VKSMJC028			2.5P					4
VKSMJC029			5P	100				2
VKSMJC030			2.5P					4
VKSMJC031	UNC3-48	RH4	5P	60	11	17.5	3	2
VKSMJC032			2.5P					4
VKSMJC033			5P	80				2
VKSMJC034			2.5P					4
VKSMJC035			5P	100				2
VKSMJC036			2.5P					4
VKSMJC037	UNF3-56	RH4	5P	60	11	17.5	3	2
VKSMJC038			2.5P					4
VKSMJC039			5P	80				2
VKSMJC040			2.5P					4
VKSMJC041			5P	100				2
VKSMJC042			2.5P					4
VKSMJC043	UNC4-40	RH5	5P	60	11	17.5	3	2
VKSMJC044			2.5P					4
VKSMJC045			5P	80				2
VKSMJC046			2.5P					4
VKSMJC047			5P	100				2
VKSMJC048			2.5P					4
VKSMJC049	UNF4-48	RH5	5P	60	11	17.5	3	2
VKSMJC050			2.5P					4
VKSMJC051			5P	80				2
VKSMJC052			2.5P					4
VKSMJC053			5P	100				2
VKSMJC054			2.5P					4
VKSMJC055	UNC5-40	RH5	5P	60	12.5	20	4	2
VKSMJC056			2.5P					4
VKSMJC057			5P	80				2
VKSMJC058			2.5P					4
VKSMJC059			5P	100				2
VKSMJC060			2.5P					4

挤压丝锥系列（通用孔/盲用孔）

EXTRUSION TAP (THROUGH HOLE/BLIND HOLE)

商品号 ID	规格 Size	精度 Class	切削锥长 Chamfer	全长 entire length L	螺纹长 Thread length l	柄径 Handle diameter d	柄径 Handle diameter d	形状 Type
VKSMJC061	UNF5-44	RH5	5P	60	12.5	20	4	2
VKSMJC06z2			2.5P					4
VKSMJC063			5P	80				2
VKSMJC064			2.5P					4
VKSMJC065			5P	100				2
VKSMJC066			2.5P					4
VKSMJC067	UNC6-32	RH5	5P	60	15	22	4	2
VKSMJC068			2.5P					4
VKSMJC069			5P	80				2
VKSMJC070			2.5P					4
VKSMJC071			5P	100				2
VKSMJC072			2.5P					4
VKSMJC073	UNF6-40	RH5	5P	60	15	22	4	2
VKSMJC074			2.5P					4
VKSMJC075			5P	80				2
VKSMJC076			2.5P					4
VKSMJC077			5P	100				2
VKSMJC078			2.5P					4
VKSMJC079	UNC8-32	RH6	5P	60	15.5	22.5	5	2
VKSMJC080			2.5P					4
VKSMJC081			5P	80				2
VKSMJC082			2.5P					4
VKSMJC083			5P	100				2
VKSMJC084			2.5P					4
VKSMJC085	UNF8-36	RH5	5P	60	15.5	22.5	5	2
VKSMJC086			2.5P					4
VKSMJC087			5P	80				2
VKSMJC088			2.5P					4
VKSMJC089			5P	100				2
VKSMJC090			2.5P					4
VKSMJC091	UNC10-24	RH6	5P	80	19	28	5.5	2
VKSMJC092			2.5P					4
VKSMJC093			5P	100				2
VKSMJC094			2.5P					4
VKSMJC095	UNC10-24	RH6	5P	80	19	28	5.5	2
VKSMJC096			2.5P					4
VKSMJC097			5P	100				2
VKSMJC098			2.5P					4
VKSMJC099	UNC12-24	RH6	5P	80	19	28	5.5	2
VKSMJC100			2.5P					4
VKSMJC101			5P	100				2
VKSMJC102			2.5P					4
VKSMJC103	UNF12-28	RH6	5P	80	19	28	5.5	2
VKSMJC104			2.5P					4
VKSMJC105			5P	100				2
VKSMJC106			2.5P					4

商品号 ID	规格 Size	精度 Class	切削锥长 Chamfer	全长 entire length L	螺纹长 Thread length l	柄径 Handle diameter d	柄径 Handle diameter d	形状 Type
VKSMJC107	UNC1/4-20	RH7	5P	100	22	31	6	2
VKSMJC108			2.5P					4
VKSMJC109	UNF1/4-28	RH6	5P	100	22	31	6	2
VKSMJC110			2.5P					4
VKSMJC111	UNC5/16-18	RH7	5P	100	22	37	6.2	4
VKSMJC112			2.5P					4
VKSMJC113			5P	150				4
VKSMJC114			2.5P					4
VKSMJC115	UNF5/16-24	RH7	5P	100	22	37	6.2	4
VKSMJC116			2.5P					4
VKSMJC117			5P	150				4
VKSMJC118			2.5P					4
VKSMJC119	UNC3/8-16	RH7	5P	100	24	41	7	4
VKSMJC120			2.5P					4
VKSMJC121			5P	150				4
VKSMJC122			2.5P					4
VKSMJC123	UNF3/8-24	RH7	5P	100	24	41	7	4
VKSMJC124			2.5P					4
VKSMJC125			5P	150				4
VKSMJC126			2.5P					4
VKSMJC127	UNC7/16-14	RH8	5P	150	25	48	8	4
VKSMJC128			2.5P					4
VKSMJC129	UNF7/16-20	RH8	5P	150	25	48	8	4
VKSMJC130			2.5P					4
VKSMJC131	UNC1/2-13	RH8	5P	150	29	48	10.5	4
VKSMJC132			2.5P					4
VKSMJC133	UNF1/2-20	RH8	5P	150	29	48	10.5	4
VKSMJC134			2.5P					4

- 未列出的规格，请向技术人员洽询。
  For specifications not listed, please contact our technician.
- 导向锥长5p=P(通用孔)、2.5p=B(盲用孔)
  Cutting cone length 5p=P(Through Hole), 2.5p=B(Blind hole)
- 精度栏是适合加工2级内螺纹丝锥的推荐精度。
  The accuracy column is the recommended accuracy for machining 2 internal thread taps.
- M2.6以下无油槽。
  No oil groove below M2.6.
- 丝锥精度不能保证内螺纹精度。
  Tap accuracy does not guarantee the accuracy of the internal thread.
- 丝锥硬度：66度-67度
  TAPS HRC:66°-67°

适用于被加工材料：铸铁、不锈钢、铜、铝合金
Suitable for processed materials: cast iron, stainless steel, copper, aluminum alloy

NRT-LS-L 加长左牙丝锥

EXTRUSION TAP-LONG SHANK TAP-LEFT THREAD

材料：
MATERIALS:

HSS HSS-Co

涂层：
COATING:

OX TIN TICN JPS HS

Type 1 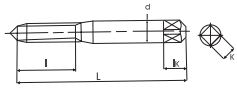

Type 2 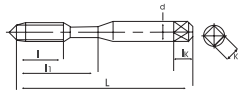

Type 4 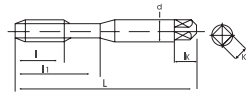

Type 5 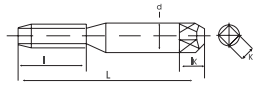

◎ 公制螺纹用 (FOR METRIC THREADS)

商品号 ID	规格 Size	精度 Class	切削锥长 Chamfer	全长 entire length L	螺纹长 Thread length l	柄径 Handle diameter d	柄径 Handle diameter d	形状 Type
VKSJGCZ001	M1*0.25	RH4	5P	60	6	7.5	3	1
VKSJGCZ002			2.5P					5
VKSJGCZ003			5P	80				1
VKSJGCZ004			2.5P					5
VKSJGCZ005			5P	100				1
VKSJGCZ006			2.5P					5
VKSJGCZ007	M1.2*0.25	RH4	5P	60	6	7.5	3	1
VKSJGCZ008			2.5P					5
VKSJGCZ009			5P	80				1
VKSJGCZ010			2.5P					5
VKSJGCZ011			5P	100				1
VKSJGCZ012			2.5P					5
VKSJGCZ013	M1.4*0.3	RH4	5P	60	8.5	10	3	1
VKSJGCZ014			2.5P					5
VKSJGCZ015			5P	80				1
VKSJGCZ016			2.5P					5
VKSJGCZ017			5P	100				1
VKSJGCZ018			2.5P					5
VKSJGCZ019	M1.6*0.35	RH4	5P	60	9	10.5	3	1
VKSJGCZ020			2.5P					5
VKSJGCZ021			5P	80				1
VKSJGCZ022			2.5P					5
VKSJGCZ023			5P	100				1
VKSJGCZ024			2.5P					5

商品号 ID	规格 Size	精度 Class	切削锥长 Chamfer	全长 entire length L	螺纹长 Thread length l	柄径 Handle diameter d	柄径 Handle diameter d	形状 Type
VKSJGCZ025	M1.7*0.35	RH4	5P	60	9	10.5	3	1
VKSJGCZ026			2.5P					5
VKSJGCZ027			5P	80				1
VKSJGCZ028			2.5P					5
VKSJGCZ029			5P	100				1
VKSJGCZ030			2.5P					5
VKSJGCZ031	M1.8*0.35	RH4	5P	60	9	10.5	3	1
VKSJGCZ032			2.5P					5
VKSJGCZ033			5P	80				1
VKSJGCZ034			2.5P					5
VKSJGCZ035			5P	100				1
VKSJGCZ036			2.5P					5
VKSJGCZ037	M2*0.4	RH4	5P	60	10	15	3	2
VKSJGCZ038			2.5P					4
VKSJGCZ039			5P	80				2
VKSJGCZ040			2.5P					4
VKSJGCZ041			5P	100				2
VKSJGCZ042			2.5P					4
VKSJGCZ043	M2.3*0.4.5	RH4	5P	60	10	15	3	2
VKSJGCZ044			2.5P					4
VKSJGCZ045			5P	80				2
VKSJGCZ046			2.5P					4
VKSJGCZ047			5P	100				2
VKSJGCZ048			2.5P					4
VKSJGCZ049	M2.5*0.45	RH5	5P	60	11	17.5	3	2
VKSJGCZ050			2.5P					4
VKSJGCZ051			5P	80				2
VKSJGCZ052			2.5P					4
VKSJGCZ053			5P	100				2
VKSJGCZ054			2.5P					4
VKSJGCZ055	M2.6*0.45	RH5	5P	60	11	17.5	3	2
VKSJGCZ056			2.5P					4
VKSJGCZ057			5P	80				2
VKSJGCZ058			2.5P					4
VKSJGCZ059			5P	100				2
VKSJGCZ060			2.5P					4
VKSJGCZ061	M3*0.5	RH5	5P	60	12.5	20	4	2
VKSJGCZ062			2.5P					4
VKSJGCZ063			5P	80				2
VKSJGCZ064			2.5P					4
VKSJGCZ065			5P	100				2
VKSJGCZ066			2.5P					4
VKSJGCZ067			5P	150				2
VKSJGCZ068			2.5P					4
VKSJGCZ069	M3.5*0.6	RH5	5P	60	15	22	4	2
VKSJGCZ070			2.5P					4
VKSJGCZ071			5P	80				2
VKSJGCZ072			2.5P					4
VKSJGCZ073			5P	100				2
VKSJGCZ074			2.5P					4
VKSJGCZ075			5P	150				2
VKSJGCZ076			2.5P					4

商品号 ID	规格 Size	精度 Class	切削锥长 Chamfer	全长 entire length L	螺纹长 Thread length l	柄径 Handle diameter d	柄径 Handle diameter d	形状 Type
VKSJGCZ077	M4*0.7	RH6	5P	60	15.5	22.5	5	2
VKSJGCZ078			2.5P					4
VKSJGCZ079			5P	80				2
VKSJGCZ080			2.5P					4
VKSJGCZ081			5P	100				2
VKSJGCZ082			2.5P					4
VKSJGCZ083			5P	150				2
VKSJGCZ084			2.5P					4
VKSJGCZ085	M5*0.8	RH6	5P	80	19	28	5.5	2
VKSJGCZ086			2.5P					4
VKSJGCZ087			5P	100				2
VKSJGCZ088			2.5P					4
VKSJGCZ089			5P	150				2
VKSJGCZ090			2.5P					4
VKSJGCZ091	M6*1	RH7	5P	80	22	31	6	2
VKSJGCZ092			2.5P					4
VKSJGCZ093			5P	100				2
VKSJGCZ094			2.5P					4
VKSJGCZ095			5P	150				2
VKSJGCZ096			2.5P					4
VKSJGCZ097	M8*1.25	RH7	5P	100	22	37	6.2	2
VKSJGCZ098			2.5P					4
VKSJGCZ099			5P	150				2
VKSJGCZ100			2.5P					4
VKSJGCZ101	M10*1.5	RH7	5P	100	24	41	7	2
VKSJGCZ102			2.5P					4
VKSJGCZ103			5P	150				2
VKSJGCZ104			2.5P					4
VKSJGCZ105	M12*1.75	RH8	5P	100	29	48	8.5	2
VKSJGCZ106			2.5P					4
VKSJGCZ107			5P	150				2
VKSJGCZ108			2.5P					4

◎ 美制螺纹用 (FOR UNIFIED THREADS)

商品号 ID	规格 Size	精度 Class	切削锥长 Chamfer	全长 entire length L	螺纹长 Thread length l	柄径 Handle diameter d	柄径 Handle diameter d	形状 Type
VKSJMCZ001	UNF0-80	RH5	5P	60	9	10.5	3	1
VKSJMCZ002			2.5P					5
VKSJMCZ003			5P	80				1
VKSJMCZ004			2.5P					5
VKSJMCZ005			5P	100				1
VKSJMCZ006			2.5P					5
VKSJMCZ007	UNC1-64	RH5	5P	60	9	10.5	3	1
VKSJMCZ008			2.5P					5
VKSJMCZ009			5P	80				1
VKSJMCZ010			2.5P					5
VKSJMCZ011			5P	100				1
VKSJMCZ012			2.5P					5

商品号 ID	规格 Size	精度 Class	切削锥长 Chamfer	全长 entire length L	螺纹长 Thread length l	柄径 Handle diameter d	柄径 Handle diameter d	形状 Type
VKSJMCZ013	UNF1-72	RH5	5P	60	9	10.5	3	1
VKSJMCZ014			2.5P					5
VKSJMCZ015			5P	80				1
VKSJMCZ016			2.5P					5
VKSJMCZ017			5P	100				1
VKSJMCZ018			2.5P					5
VKSJMCZ019	UNC2-56	RH4	5P	60	10	15	3	2
VKSJMCZ020			2.5P					4
VKSJMCZ021			5P	80				2
VKSJMCZ022			2.5P					4
VKSJMCZ023			5P	100				2
VKSJMCZ024			2.5P					4
VKSJMCZ025	UNF2-64	RH4	5P	60	10	15	3	2
VKSJMCZ026			2.5P					4
VKSJMCZ027			5P	80				2
VKSJMCZ028			2.5P					4
VKSJMCZ029			5P	100				2
VKSJMCZ030			2.5P					4
VKSJMCZ031	UNC3-48	RH5	5P	60	11	17.5	3	2
VKSJMCZ032			2.5P					4
VKSJMCZ033			5P	80				2
VKSJMCZ034			2.5P					4
VKSJMCZ035			5P	100				2
VKSJMCZ036			2.5P					4
VKSJMCZ037	UNF3-56	RH5	5P	60	11	17.5	3	2
VKSJMCZ038			2.5P					4
VKSJMCZ039			5P	80				2
VKSJMCZ040			2.5P					4
VKSJMCZ041			5P	100				2
VKSJMCZ042			2.5P					4
VKSJMCZ043	UNC4-40	RH5	5P	60	11	17.5	3	2
VKSJMCZ044			2.5P					4
VKSJMCZ045			5P	80				2
VKSJMCZ046			2.5P					4
VKSJMCZ047			5P	100				2
VKSJMCZ048			2.5P					4
VKSJMCZ049	UNF4-48	RH5	5P	60	11	17.5	3	2
VKSJMCZ050			2.5P					4
VKSJMCZ051			5P	80				2
VKSJMCZ052			2.5P					4
VKSJMCZ053			5P	100				2
VKSJMCZ054			2.5P					4
VKSJMCZ055	UNC5-40	RH5	5P	60	12.5	20	4	2
VKSJMCZ056			2.5P					4
VKSJMCZ057			5P	80				2
VKSJMCZ058			2.5P					4
VKSJMCZ059			5P	100				2
VKSJMCZ060			2.5P					4

挤压丝锥系列（通用孔/盲用孔）

EXTRUSION TAP (THROUGH HOLE/BLIND HOLE)

商品号 ID	规格 Size	精度 Class	切削锥长 Chamfer	全长 entire length L	螺纹长 Thread length l	柄径 Handle diameter d	柄径 Handle diameter d	形状 Type
VKSJMCZ061	UNF5-44	RH5	5P	60	12.5	20	4	2
VKSJMCZ062			2.5P					4
VKSJMCZ063			5P	80				2
VKSJMCZ064			2.5P					4
VKSJMCZ065			5P	100				2
VKSJMCZ066			2.5P					4
VKSJMCZ067	UNC6-32	RH5	5P	60	15	22	4	2
VKSJMCZ068			2.5P					4
VKSJMCZ069			5P	80				2
VKSJMCZ070			2.5P					4
VKSJMCZ071			5P	100				2
VKSJMCZ072			2.5P					4
VKSJMCZ073	UNF6-40	RH5	5P	60	15	22	4	2
VKSJMCZ074			2.5P					4
VKSJMCZ075			5P	80				2
VKSJMCZ076			2.5P					4
VKSJMCZ077			5P	100				2
VKSJMCZ078			2.5P					4
VKSJMCZ079	UNC8-32	RH6	5P	60	15.5	22.5	5	2
VKSJMCZ080			2.5P					4
VKSJMCZ081			5P	80				2
VKSJMCZ082			2.5P					4
VKSJMCZ083			5P	100				2
VKSJMCZ084			2.5P					4
VKSJMCZ085	UNF8-36	RH5	5P	60	15.5	22.5	5	2
VKSJMCZ086			2.5P					4
VKSJMCZ087			5P	80				2
VKSJMCZ088			2.5P					4
VKSJMCZ089			5P	100				2
VKSJMCZ090			2.5P					4
VKSJMCZ091	UNC10-24	RH6	5P	80	19	28	5.5	2
VKSJMCZ092			2.5P					4
VKSJMCZ093			5P	100				2
VKSJMCZ094			2.5P					4
VKSJMCZ095	UNC10-24	RH6	5P	80	19	28	5.5	2
VKSJMCZ096			2.5P					4
VKSJMCZ097			5P	100				2
VKSJMCZ098			2.5P					4
VKSJMCZ099	UNC12-24	RH6	5P	80	19	28	5.5	2
VKSJMCZ100			2.5P					4
VKSJMCZ101			5P	100				2
VKSJMCZ102			2.5P					4
VKSJMCZ103	UNF12-28	RH6	5P	80	19	28	5.5	2
VKSJMCZ104			2.5P					4
VKSJMCZ105			5P	100				2
VKSJMCZ106			2.5P					4

商品号 ID	规格 Size	精度 Class	切削锥长 Chamfer	全长 entire length L	螺纹长 Thread length l	柄径 Handle diameter d	柄径 Handle diameter d	形状 Type
VKSJMCZ107	UNC1/4-20	RH7	5P	100	22	31	6	2
VKSJMCZ108			2.5P					4
VKSJMCZ109	UNF1/4-28	RH6	5P	100	22	31	6	2
VKSJMCZ110			2.5P					4
VKSJMCZ111	UNC5/16-18	RH7	5P	100	22	37	6.2	4
VKSJMCZ112			2.5P					4
VKSJMCZ113			5P	150				4
VKSJMCZ114			2.5P					4
VKSJMCZ115	UNF5/16-24	RH7	5P	100	22	37	6.2	4
VKSJMCZ116			2.5P					4
VKSJMCZ117			5P	150				4
VKSJMCZ118			2.5P					4
VKSJMCZ119	UNC3/8-16	RH7	5P	100	24	41	7	4
VKSJMCZ120			2.5P					4
VKSJMCZ121			5P	150				4
VKSJMCZ122			2.5P					4
VKSJMCZ123	UNF3/8-24	RH7	5P	100	24	41	7	4
VKSJMCZ124			2.5P					4
VKSJMCZ125			5P	150				4
VKSJMCZ126			2.5P					4
VKSJMCZ127	UNC7/16-14	RH8	5P	150	25	48	8	4
VKSJMCZ128			2.5P					4
VKSJMCZ129	UNF7/16-20	RH8	5P	150	25	48	8	4
VKSJMCZ130			2.5P					4
VKSJMCZ131	UNC1/2-13	RH8	5P	150	29	48	10.5	4
VKSJMCZ132			2.5P					4
VKSJMCZ133	UNF1/2-20	RH8	5P	150	29	48	10.5	4
VKSJMCZ134			2.5P					4

- 未列出的规格，请向技术人员洽询。
  For specifications not listed, please contact our technician.
- 导向锥长5p=P(通用孔)、2.5p=B(盲用孔)
  Cutting cone length 5p=P(Through Hole), 2.5p=B(Blind hole)
- 精度栏是适合加工2级内螺纹丝锥的推荐精度。
  The accuracy column is the recommended accuracy for machining 2 internal thread taps.
- M2.6以下无油槽。
  No oil groove below M2.6.
- 丝锥精度不能保证内螺纹精度。
  Tap accuracy does not guarantee the accuracy of the internal thread.
- 丝锥硬度：66度-67度
  TAPS HRC:66°-67°

适用于被加工材料：铸铁、不锈钢、铜、铝合金
Suitable for processed materials: cast iron, stainless steel, copper, aluminum alloy

NRT-CPM 粉末丝锥

EXTRUSION TAP-POWDER METALLURGY MATERIAL

材料：
MATERIALS:

CPM

涂层：
COATING:

OX TIN TICN JPS HS

Type 1 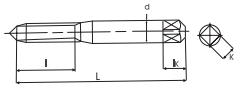
Type 2 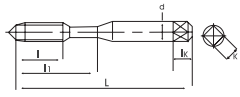
Type 4 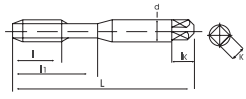
Type 5 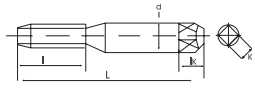

◎ 公制螺纹用 （FOR METRIC THREADS）

商品号 ID	规格 Size	精度 Class	切削锥长 Chamfer	全长 entire length L	螺纹长 Thread length l	柄径 Handle diameter d	柄径 Handle diameter d	形状 Type
VKSFJ001	M2.0*0.4	RH4	5P	43	8	13	3	2
VKSFJ002			2.5P					4
VKSFJ003	M2.3*0.4	RH4	5P	43	8	13	3	2
VKSFJ004			2.5P					4
VKSFJ005	M2.5*0.45	RH5	5P	46	9	15	3	2
VKSFJ006			2.5P					4
VKSFJ007	M2.6*0.45	RH5	5P	46	9	15	3	2
VKSFJ008			2.5P					4
VKSFJ009	M3.0*0.5	RH5	5P	49	10	18	4	2
VKSFJ010			2.5P					4
VKSFJ011	M3.5*0.6	RH5	5P	51	12	21	4	2
VKSFJ012			2.5P					4
VKSFJ013	M4.0*0.7	RH6	5P	56	12	21	5	2
VKSFJ014			2.5P					4
VKSFJ015	M5.0*0.8	RH6	5P	64	14	24	5.5	2
VKSFJ016			2.5P					4
VKSFJ017	M6.0*1	RH7	5P	68	17	27	6	2
VKSFJ018			2.5P					4

商品号 ID	规格 Size	精度 Class	切削锥长 Chamfer	全长 entire length L	螺纹长 Thread length l	柄径 Handle diameter d	柄径 Handle diameter d	形状 Type
VKSFJ019	M8.0*1.25	RH7	5P	70	15	37	6.2	4
VKSFJ020			2.5P					4
VKSFJ021	M10*1.5	RH7	5P	75	18	41	7	4
VKSFJ022			2.5P					4
VKSFJ023	M12*1.75	RH8	5P	82	21	48	8.5	4
VKSFJ024			2.5P					4
VKSFJ025	M14*2	RH10	5P	88	24	52	10.5	4
VKSFJ026			2.5P					4
VKSFJ027	M16*2	RH10	5P	95	24	52	12.5	4
VKSFJ028			2.5P					4
VKSFJ029	M18*2.5	RH10	5P	100	30	55	14	4
VKSFJ030			2.5P					4

◎ 美制螺纹用 (FOR UNIFIED THREADS)

商品号 ID	规格 Size	精度 Class	切削锥长 Chamfer	全长 entire length L	螺纹长 Thread length l	柄径 Handle diameter d	柄径 Handle diameter d	形状 Type
VKSFJ025	UNC2-56	RH4	5P	43	8	13	3	2
VKSFJ026			2.5P					4
VKSFJ027	UNF2-64	RH4	5P	43	8	13	3	2
VKSFJ028			2.5P					4
VKSFJ029	UNC3-48	RH4	5P	46	9	15	3	2
VKSFJ030			2.5P					4
VKSFJ031	UNF3-56	RH4	5P	46	9	15	3	2
VKSFJ032			2.5P					4
VKSFJ033	UNC4-40	RH5	5P	46	9	15	3	2
VKSFJ034			2.5P					4
VKSFJ035	UNF4-48	RH5	5P	46	9	15	3	2
VKSFJ036			2.5P					4
VKSFJ037	UNC5-40	RH5	5P	51	12	21	4	2
VKSFJ038			2.5P					4
VKSFJ039	UNF5-44	RH5	5P	51	12	21	4	2
VKSFJ040			2.5P					4
VKSFJ041	UNC6-32	RH6	5P	51	12	21	4	2
VKSFJ042			2.5P					4
VKSFJ043	UNF6-40	RH6	5P	51	12	21	4	2
VKSFJ044			2.5P					4
VKSFJ045	UNC8-32	RH6	5P	56	12	21	5	2
VKSFJ046			2.5P					4

挤压丝锥系列（通用孔/盲用孔）

EXTRUSION TAP (THROUGH HOLE/BLIND HOLE)

商品号 ID	规格 Size	精度 Class	切削锥长 Chamfer	全长 entire length L	螺纹长 Thread length l	柄径 Handle diameter d	柄径 Handle diameter d	形状 Type
VKSFJ047	UNF8-36	RH5	5P	56	12	21	5	2
VKSFJ048			2.5P					4
VKSFJ049	UNC10-24	RH6	5P	64	14	24	5.5	2
VKSFJ050			2.5P					4
VKSFJ051	UNF10-32	RH6	5P	64	14	24	5.5	2
VKSFJ052			2.5P					4
VKSFJ053	UNC12-24	RH6	5P	64	14	24	5.5	2
VKSFJ054			2.5P					4
VKSFJ055	UNF12-28	RH6	5P	64	14	24	5.5	2
VKSFJ056			2.5P					4
VKSFJ057	UNC1/4-20	RH7	5P	68	17	27	6	2
VKSFJ058			2.5P					4
VKSFJ059	UNF1/4-28	RH6	5P	68	17	27	6	2
VKSFJ060			2.5P					4
VKSFJ061	UNC5/16-18	RH7	5P	70	22	37	6.2	4
VKSFJ062			2.5P					4
VKSFJ063	UNF5/16-24	RH7	5P	70	22	37	6.2	4
VKSFJ064			2.5P					4
VKSFJ065	UNC3/8-16	RH7	5P	75	24	41	7	4
VKSFJ066			2.5P					4
VKSFJ067	UNF3/8-24	RH7	5P	75	24	41	7	4
VKSFJ068			2.5P					4
VKSFJ069	UNC7/16-14	RH8	5P	80	22	48	8	4
VKSFJ070			2.5P					4
VKSFJ071	UNF7/16-20	RH8	5P	80	22	48	8	4
VKSFJ072			2.5P					4

- 未列出的规格，请向技术人员洽询。
  For specifications not listed, please contact our technician.
- 导向锥长5p=P(通用孔)、2.5p=B(盲用孔)
  Cutting cone length 5p=P(Through Hole), 2.5p=B(Blind hole)
- 精度栏是适合加工2级内螺纹丝锥的推荐精度。
  The accuracy column is the recommended accuracy for machining 2 internal thread taps.
- M2.6以下无油槽。
  No oil groove below M2.6.
- 丝锥精度不能保证内螺纹精度。
  Tap accuracy does not guarantee the accuracy of the internal thread.
- 丝锥硬度：66度-67度
  TAPS HRC:66°-67°

适用于被加工材料：铸铁、不锈钢、铜、铝合金

Suitable for processed materials: cast iron, stainless steel, copper, aluminum alloy

HT 标准型

STRAIGHT FLUTE TAP

材料：
MATERIALS:

HSS HSS-Co

涂层：
COATING:

OX TIN TICN JPS HS

◎ 公制螺纹用 （FOR METRIC THREADS）

商品号 ID	规格 Size	精度 Class	全长 entire length L	螺纹长 Thread length l	颈长 length of the neck l1	柄径 Handle diameter d	形状 Type
VKSZC001	M1.0*0.25	P1	37	6	7.5	3	1
VKSZC002	M1.2*0.25	P1	37	6	7.5	3	1
VKSZC003	M1.4*0.3	P2	37	6.5	8	3	1
VKSZC004	M1.6*0.35	P2	39	7.5	9	3	1
VKSZC005	M1.7*0.35	P2	39	7.5	9	3	1
VKSZC006	M1.8*0.35	P2	39	7.5	9	3	1
VKSZC007	M2.0*0.4	P2	43	8	13	3	2
VKSZC008	M2.3*0.4	P2	43	8	13	3	2
VKSZC009	M2.5*0.45	P2	46	9.5	15.5	3	2
VKSZC010	M2.6*0.45	P2	46	9.5	15.5	3	2
VKSZC011	M3.0*0.5	P2	49	10.5	16	4	2
VKSZC012	M3.5*0.6	P2	51	13	19	4	2
VKSZC013	M4.0*0.7	P2	56	13.5	19.5	5	2
VKSZC014	M5.0*0.8	P2	64	16	25	5.5	2
VKSZC015	M6.0*1	P2	68	18	29	6	2
VKSZC016	M8.0*1.25	P3	70	22	37	6.2	4
VKSZC017	M10*1.5	P3	75	24	41	7	4
VKSZC018	M12*1.75	P4	82	29	48	8.5	4
VKSZC019	M14*2	P4	88	30	48	10.5	4
VKSZC020	M16*2	P4	95	32	52	12.5	4
VKSZC021	M17*2	P4	100	37	55	13	4
VKSZC022	M18*2.5	P4	100	37	55	14	4

◎ 美制螺纹用 （FOR UNIFIED THREADS）

商品号 ID	规格 Size	精度 Class	全长 entire length L	螺纹长 Thread length l	颈长 length of the neck l1	柄径 Handle diameter d	形状 Type
VKSZC019	UNF0-80	P1	39	9	10.5	3	1
VKSZC020	UNC1-64	P1	39	9	10.5	3	1
VKSZC021	UNF1-72	P1	39	9	10.5	3	1
VKSZC022	UNC2-56	P1	43	10	15	3	2
VKSZC023	UNF2-64	P1	43	10	15	3	2
VKSZC024	UNC3-48	P1	43	11	17.5	3	2
VKSZC025	UNF3-56	P1	46	11	17.5	3	2
VKSZC026	UNC4-40	P2	49	11	17.5	3	2
VKSZC027	UNF4-48	P2	49	11	17.5	3	2
VKSZC028	UNC5-40	P2	49	12.5	20	4	2
VKSZC029	UNF5-44	P2	49	12.5	20	4	2
VKSZC030	UNC6-32	P2	51	15	22	4	2
VKSZC031	UNF6-40	P2	51	15	22	4	2
VKSZC032	UNC8-32	P2	56	15.5	22.5	5	2
VKSZC033	UNF8-36	P2	56	15.5	22.5	5	2
VKSZC034	UNC10-24	P2	64	19	28	5.5	2
VKSZC035	UNF10-32	P2	64	19	28	5.5	2
VKSZC036	UNC12-24	P2	64	19	28	5.5	2
VKSZC037	UNF12-28	P2	64	19	28	5.5	2
VKSZC038	UNC1/4-20	P2	68	22	31	6	2
VKSZC039	UNF1/4-28	P2	68	22	31	6	2
VKSZC040	UNC5/16-18	P3	70	22	37	6.2	4
VKSZC041	UNF5/16-24	P3	70	22	37	6.2	4
VKSZC042	UNC3/8-16	P3	75	24	41	7	4
VKSZC043	UNF3/8-24	P3	75	24	41	7	4
VKSZC044	UNC7/16-14	P3	80	25	48	8	4
VKSZC045	UNF7/16-20	P3	80	25	48	8	4
VKSZC046	UNC1/2-13	P4	88	29	48	10.5	4
VKSZC047	UNF1/2-20	P4	88	29	48	10.5	4

◎ 英制螺纹用 （FOR BRITISH THREADS）

商品号 ID	规格 Size	精度 Class	全长 entire length L	螺纹长 Thread length l	颈长 length of the neck l1	柄径 Handle diameter d	形状 Type
VKSZY001	W1/8-40	P2					2
VKSZY002	W5/32-32	P2	56	15.5	22.5	5	2
VKSZY003	W3/16-24	P2	56	15.5	22.5	5	2
VKSZY004	W7/32-24	P2	64	19	28	5.5	2
VKSZY005	W1/4-20	P2	68	22	31	6	2
VKSZY006	W5/16-18	P2	70	22	37	6.2	4
VKSZY007	W3/8-16	P2	75	24	41	7	4
VKSZY008	W7/16-14	P4	80	25	48	8	4
VKSZY009	W1/2-12	P4	88	29	48	10.5	4

- 未列出的规格，请向技术人员洽询。
  For specifications not listed, please contact our technician.
- 精度栏是适合加工2级内螺纹丝锥的推荐精度。
  The accuracy column is the recommended accuracy for machining 2 internal thread taps.
- M2.6以下无油槽。
  No oil groove below M2.6.
- 丝锥精度不能保证内螺纹精度。
  Tap accuracy does not guarantee the accuracy of the internal thread.
- 丝锥硬度：66度-67度
  TAPS HRC:66°-67°

适用于被加工材料：铸铁、不锈钢、铜、铝合金
Suitable for processed materials: cast iron, stainless steel, copper, aluminum alloy

HT-ST 牙套丝锥

STRAIGHT FLUTE TAP-SCREW SLEEVE TAP

材料：
MATERIALS:

HSS HSS-Co

涂层：
COATING:

OX TIN TICN JPS HS

◎ 公制螺纹用 (FOR METRIC THREADS)

商品号 ID	规格 Size	精度 Class	全长 entire length	螺纹长 Thread length	颈长 length of the neck	柄径 Handle diameter	形状 Type
			L	l	l1	d	
VKSGZT001	M1.6*0.35	P2	43	10	15	3	2
VKSGZT002	M1.7*0.35	P2	43	10	15	3	2
VKSGZT003	M1.8*0.35	P2	43	10	15	3	2
VKSGZT004	M2.0*0.4	P2	46	11	17.5	3	2
VKSGZT005	M2.3*0.4	P2	46	11	17.5	3	2
VKSGZT006	M2.5*0.45	P2	49	12.5	20	4	2
VKSGZT007	M2.6*0.45	P2	49	12.5	20	4	2
VKSGZT008	M3.0*0.5	P2	51	15	22	4	2
VKSGZT009	M3.5*0.6	P2	56	15.5	22.5	5	2
VKSGZT010	M4.0*0.7	P2	64	19	28	5.5	2
VKSGZT011	M5.0*0.8	P2	68	22	31	6	2
VKSGZT012	M6.0*1	P2	70	22	37	6.2	2
VKSGZT013	M8.0*1.25	P3	75	24	41	7	4
VKSGZT014	M10*1.5	P3	82	29	48	8.5	4
VKSGZT015	M12*1.75	P4	88	30	48	10.5	4

◎ 美制螺纹用 （FOR UNIFIED THREADS）

商品号 ID	规格 Size	精度 Class	全长 entire length L	螺纹长 Thread length l	颈长 length of the neck l1	柄径 Handle diameter d	形状 Type
VKSZMT001	UNC2-56	P1	46	11	17.5	3	2
VKSZMT002	UNF2-64	P1	46	11	17.5	3	2
VKSZMT003	UNC3-48	P1	49	12.5	20	4	2
VKSZMT004	UNF3-56	P1	49	12.5	20	4	2
VKSZMT005	UNC4-40	P2	51	15	22	4	2
VKSZMT006	UNF4-48	P2	51	15	22	4	2
VKSZMT007	UNC5-40	P2	56	15.5	22.5	5	2
VKSZMT008	UNF5-44	P2	56	15.5	22.5	5	2
VKSZMT009	UNC6-32	P2	56	15.5	22.5	5	2
VKSZMT010	UNF6-40	P2	56	15.5	22.5	5	2
VKSZMT011	UNC8-32	P2	64	19	28	5.5	2
VKSZMT012	UNF8-36	P2	64	19	28	5.5	2
VKSZMT013	UNC10-24	P2	68	22	31	6	2
VKSZMT014	UNF10-32	P2	68	22	31	6	2
VKSZMT015	UNC12-24	P2	68	22	31	6	2
VKSZMT016	UNF12-28	P2	68	22	31	6	2
VKSZMT017	UNC1/4-20	P2	70	22	37	6.2	2
VKSZMT018	UNF1/4-28	P2	70	22	37	6.2	2
VKSZMT019	UNC5/16-18	P3	75	24	41	7	4
VKSZMT020	UNF5/16-24	P3	75	24	41	7	4
VKSZMT021	UNC3/8-16	P3	82	29	48	8.5	4
VKSZMT022	UNF3/8-24	P3	82	29	48	8.5	4
VKSZMT023	UNC7/16-14	P3	88	30	48	10.5	4
VKSZMT024	UNF7/16-20	P3	88	30	48	10.5	4
VKSZMT025	UNC1/2-13	P4	95	32	52	12.5	4
VKSZMT026	UNF1/2-20	P4	95	32	52	12.5	4

- 未列出的规格，请向技术人员洽询。
  For specifications not listed, please contact our technician.
- 精度栏是适合加工2级内螺纹丝锥的推荐精度。
  The accuracy column is the recommended accuracy for machining 2 internal thread taps.
- M2.6以下无油槽。
  No oil groove below M2.6.
- 丝锥精度不能保证内螺纹精度。
  Tap accuracy does not guarantee the accuracy of the internal thread.
- 丝锥硬度：66度-67度
  TAPS HRC:66°-67°

适用于被加工材料：铸铁、不锈钢、铜、铝合金
Suitable for processed materials: cast iron, stainless steel, copper, aluminum alloy

HT-L 左牙丝锥

STRAIGHT FLUTE TAP-LEFT THREAD

材料:
MATERIALS:

HSS HSS-Co

涂层:
COATING:

OX TIN TICN JPS HS

Type 1
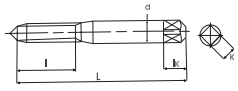
Type 2
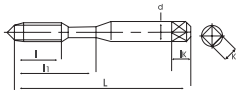
Type 4
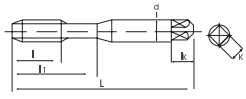
Type 5
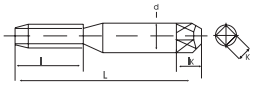

◎ 公制螺纹用 (FOR METRIC THREADS)

商品号 ID	规格 Size	精度 Class	全长 entire length L	螺纹长 Thread length l	颈长 length of the neck l1	柄径 Handle diameter d	形状 Type
VKSZGZ001	M1.0*0.25	P1	37	6	7.5	3	1
VKSZGZ002	M1.2*0.25	P1	37	6	7.5	3	1
VKSZGZ003	M1.4*0.3	P2	37	6.5	8	3	1
VKSZGZ004	M1.6*0.35	P2	39	7.5	9	3	1
VKSZGZ005	M1.7*0.35	P2	39	7.5	9	3	1
VKSZGZ006	M1.8*0.35	P2	39	7.5	9	3	1
VKSZGZ007	M2.0*0.4	P2	43	8	13	3	2
VKSZGZ008	M2.3*0.4	P2	43	8	13	3	2
VKSZGZ009	M2.5*0.45	P2	46	9.5	15.5	3	2
VKSZGZ010	M2.6*0.45	P2	46	9.5	15.5	3	2
VKSZGZ011	M3.0*0.5	P2	49	10.5	16	4	2
VKSZGZ012	M3.5*0.6	P2	51	13	19	4	2
VKSZGZ013	M4.0*0.7	P2	56	13.5	19.5	5	2
VKSZGZ014	M5.0*0.8	P2	64	16	25	5.5	2
VKSZGZ015	M6.0*1	P2	68	18	29	6	2
VKSZGZ016	M8.0*1.25	P3	70	22	37	6.2	4
VKSZGZ017	M10*1.5	P3	75	24	41	7	4
VKSZGZ018	M12*1.75	P4	82	29	48	8.5	4
VKSZGZ019	M14*2	P4	88	30	48	10.5	4
VKSZGZ020	M16*2	P4	95	32	52	12.5	4
VKSZGZ021	M17*2	P4	100	37	55	13	4
VKSZGZ022	M18*2.5	P4	100	37	55	14	4

◎ 美制螺纹用 （FOR UNIFIED THREADS）

商品号 ID	规格 Size	精度 Class	全长 entire length L	螺纹长 Thread length l	颈长 length of the neck l1	柄径 Handle diameter d	形状 Type
VKSZMZ019	UNF0-80	P1	39	9	10.5	3	1
VKSZMZ020	UNC1-64	P1	39	9	10.5	3	1
VKSZMZ021	UNF1-72	P1	39	9	10.5	3	1
VKSZMZ022	UNC2-56	P1	43	10	15	3	2
VKSZMZ023	UNF2-64	P1	43	10	15	3	2
VKSZMZ024	UNC3-48	P1	43	11	17.5	3	2
VKSZMZ025	UNF3-56	P1	46	11	17.5	3	2
VKSZMZ026	UNC4-40	P2	49	11	17.5	3	2
VKSZMZ027	UNF4-48	P2	49	11	17.5	3	2
VKSZMZ028	UNC5-40	P2	49	12.5	20	4	2
VKSZMZ029	UNF5-44	P2	49	12.5	20	4	2
VKSZMZ030	UNC6-32	P2	51	15	22	4	2
VKSZMZ031	UNF6-40	P2	51	15	22	4	2
VKSZMZ032	UNC8-32	P2	56	15.5	22.5	5	2
VKSZMZ033	UNF8-36	P2	56	15.5	22.5	5	2
VKSZMZ034	UNC10-24	P2	64	19	28	5.5	2
VKSZMZ035	UNF10-32	P2	64	19	28	5.5	2
VKSZMZ036	UNC12-24	P2	64	19	28	5.5	2
VKSZMZ037	UNF12-28	P2	64	19	28	5.5	2
VKSZMZ038	UNC1/4-20	P2	68	22	31	6	2
VKSZMZ039	UNF1/4-28	P2	68	22	31	6	2
VKSZMZ040	UNC5/16-18	P3	70	22	37	6.2	4
VKSZMZ041	UNF5/16-24	P3	70	22	37	6.2	4
VKSZMZ042	UNC3/8-16	P3	75	24	41	7	4
VKSZMZ043	UNF3/8-24	P3	75	24	41	7	4
VKSZMZ044	UNC7/16-14	P3	80	25	48	8	4
VKSZMZ045	UNF7/16-20	P3	80	25	48	8	4
VKSZMZ046	UNC1/2-13	P4	88	29	48	10.5	4
VKSZMZ047	UNF1/2-20	P4	88	29	48	10.5	4

◎ 英制螺纹用 （FOR BRITISH THREADS）

商品号 ID	规格 Size	精度 Class	全长 entire length L	螺纹长 Thread length l	颈长 length of the neck l1	柄径 Handle diameter d	形状 Type
VKSZYZ001	W1/8-40	P2					2
VKSZYZ002	W5/32-32	P2	56	15.5	22.5	5	2
VKSZYZ003	W3/16-24	P2	56	15.5	22.5	5	2
VKSZYZ004	W7/32-24	P2	64	19	28	5.5	2
VKSZYZ005	W1/4-20	P2	68	22	31	6	2
VKSZYZ006	W5/16-18	P2	70	22	37	6.2	4
VKSZYZ007	W3/8-16	P2	75	24	41	7	4
VKSZYZ008	W7/16-14	P4	80	25	48	8	4
VKSZYZ009	W1/2-12	P4	88	29	48	10.5	4

- 未列出的规格，请向技术人员洽询。
  For specifications not listed, please contact our technician.
- 精度栏是适合加工2级内螺纹丝锥的推荐精度。
  The accuracy column is the recommended accuracy for machining 2 internal thread taps.
- M2.6以下无油槽。
  No oil groove below M2.6.
- 丝锥精度不能保证内螺纹精度。
  Tap accuracy does not guarantee the accuracy of the internal thread.
- 丝锥硬度：66度-67度
  TAPS HRC:66°-67°

适用于被加工材料：铸铁、不锈钢、铜、铝合金
Suitable for processed materials: cast iron, stainless steel, copper, aluminum alloy

HT-LS 加长丝锥

STRAIGHT FLUTE TAP-LONG SHANK TAP

材料：
MATERIALS:

HSS HSS-Co

涂层：
COATING:

OX TIN TICN JPS HS

◎ 公制螺纹用 (FOR METRIC THREADS)

商品号 ID	规格 Size	精度 Class	全长 entire length L	螺纹长 Thread length l	颈长 length of the neck l1	柄径 Handle diameter d	形状 Type
VKSZCC001			60				1
VKSZCC002	M1*0.25	P1	80	6	7.5	3	1
VKSZCC003			100				1
VKSZCC004			60				1
VKSZCC005	M1.2*0.25	P1	80	6	7.5	3	1
VKSZCC006			100				1
VKSZCC007			60				1
VKSZCC008	M1.4*0.3	P2	80	8.5	10	3	1
VKSZCC009			100				1
VKSZCC010			60				1
VKSZCC011	M1.6*0.35	P2	80	9	10.5	3	1
VKSZCC012			100				1
VKSZCC013			60				1
VKSZCC014	M1.7*0.35	P2	80	9	10.5	3	1
VKSZCC015			100				1
VKSZCC016			60				1
VKSZCC017	M1.8*0.35	P2	80	9	10.5	3	1
VKSZCC018			100				1

直槽丝锥系列（通用孔）
STRAIGHT FLUTE TAP(THROUGH HOLE)

商品号 ID	规格 Size	精度 Class	全长 entire length L	螺纹长 Thread length l	颈长 length of the neck l1	柄径 Handle diameter d	形状 Type
VKSZCC019	M2*0.4	P2	60	10	15	3	2
VKSZCC020			80				2
VKSZCC021			100				2
VKSZCC022	M2.3*0.4	P2	60	10	15	3	2
VKSZCC023			80				2
VKSZCC024			100				2
VKSZCC025	M2.5*0.45	P2	60	11	17.5	3	2
VKSZCC026			80				2
VKSZCC027			100				2
VKSZCC028	M2.6*0.45	P2	60	11	17.5	3	2
VKSZCC029			80				2
VKSZCC030			100				2
VKSZCC031	M3*0.5	P2	60	12.5	20	4	2
VKSZCC032			80				2
VKSZCC033			100				2
VKSZCC034			150				2
VKSZCC035	M3.5*0.6	P2	60	15	22	4	2
VKSZCC036			80				2
VKSZCC037			100				2
VKSZCC038			150				2
VKSZCC039	M4*0.7	P2	60	15.5	22.5	5	2
VKSZCC040			80				2
VKSZCC041			100				2
VKSZCC042			150				2
VKSZCC043	M5*0.8	P2	80	19	28	5.5	2
VKSZCC044			100				2
VKSZCC045			150				2
VKSZCC046	M6*1	P2	80	22	31	6	2
VKSZCC047			100				2
VKSZCC048			150				2
VKSZCC049	M8*1.25	P3	100	22	37	6.2	4
VKSZCC050			150				4
VKSZCC051	M10*1.5	P3	100	24	41	7	4
VKSZCC052			150				4
VKSZCC053	M12*1.75	P4	100	29	48	8.5	4
VKSZCC054			150				4

◎ 美制螺纹用 (FOR UNIFIED THREADS)

商品号 ID	规格 Size	精度 Class	全长 entire length L	螺纹长 Thread length l	颈长 length of the neck l1	柄径 Handle diameter d	形状 Type
VKSZCC055			60				1
VKSZCC056	UNF0-80	P1	80	9	10.5	3	1
VKSZCC057			100				1
VKSZCC058			60				1
VKSZCC059	UNC1-64	P1	80	9	10.5	3	1
VKSZCC060			100				1
VKSZCC061			60				1
VKSZCC062	UNF1-72	P1	80	9	10.5	3	1
VKSZCC063			100				1
VKSZCC064			60				2
VKSZCC065	UNC2-56	P1	80	10	15	3	2
VKSZCC066			100				2
VKSZCC067			60				2
VKSZCC068	UNF2-64	P1	80	10	15	3	2
VKSZCC069			100				2
VKSZCC070			60				2
VKSZCC071	UNC3-48	P1	80	11	17.5	3	2
VKSZCC072			100				2
VKSZCC073			60				2
VKSZCC074	UNF3-56	P1	80	11	17.5	3	2
VKSZCC075			100				2
VKSZCC076			60				2
VKSZCC077	UNC4-40	P2	80	11	17.5	3	2
VKSZCC078			100				2
VKSZCC079			60				2
VKSZCC080	UNF4-48	P2	80	11	17.5	3	2
VKSZCC081			100				2
VKSZCC082			60				2
VKSZCC083	UNC5-40	P2	80	12.5	20	4	2
VKSZCC084			100				2
VKSZCC085			60				2
VKSZCC086	UNF5-44	P2	80	12.5	20	4	2
VKSZCC087			100				2
VKSZCC088			60				2
VKSZCC089	UNC6-32	P2	80	15	22	4	2
VKSZCC090			100				2
VKSZCC091			60				2
VKSZCC092	UNF6-40	P2	80	15	22	4	2
VKSZCC093			100				2

直槽丝锥系列（通用孔）
STRAIGHT FLUTE TAP(THROUGH HOLE)

商品号 ID	规格 Size	精度 Class	全长 entire length L	螺纹长 Thread length l	颈长 length of the neck l1	柄径 Handle diameter d	形状 Type
VKSZCC094	UNC8-32	P2	60	15.5	22.5	5	2
VKSZCC095			80				2
VKSZCC096			100				2
VKSZCC097	UNF8-36	P2	60	15.5	22.5	5	2
VKSZCC098			80				2
VKSZCC099			100				2
VKSZCC100	UNC10-24	P2	80	19	28	5.5	2
VKSZCC101			100				2
VKSZCC102	UNF10-32	P2	80	19	28	5.5	2
VKSZCC103			100				2
VKSZCC104	UNC12-24	P2	80	19	28	5.5	2
VKSZCC105			100				2
VKSZCC106	UNF12-28	P2	80	19	28	5.5	2
VKSZCC107			100				2
VKSZCC108	UNC1/4-20	P2	80	22	31	6	2
VKSZCC109			100				2
VKSZCC110	UNF1/4-28	P2	80	22	31	6	2
VKSZCC111			100				2
VKSZCC112	UNC5/16-18	P3	100	22	37	6.2	4
VKSZCC113			150				4
VKSZCC114	UNF5/16-24	P3	100	22	37	6.2	4
VKSZCC115			150				4
VKSZCC116	UNC3/8-16	P3	100	24	41	7	4
VKSZCC117			150				4
VKSZCC118	UNF3/8-24	P3	100	24	41	7	4
VKSZCC119			150				4
VKSZCC120	UNC7/16-14	P3	150	25	48	8	4
VKSZCC121	UNF7/16-20	P3	150	25	48	8	4
VKSZCC122	UNC1/2-13	P4	150	29	48	10.5	4
VKSZCC123	UNF1/2-20	P4	150	29	48	10.5	4

- 未列出的规格，请向技术人员洽询。
  For specifications not listed, please contact our technician.
- 精度栏是适合加工2级内螺纹丝锥的推荐精度。
  The accuracy column is the recommended accuracy for machining 2 internal thread taps.
- M2.6以下无油槽。
  No oil groove below M2.6.
- 丝锥精度不能保证内螺纹精度。
  Tap accuracy does not guarantee the accuracy of the internal thread.
- 丝锥硬度：66度-67度
  TAPS HRC:66°-67°

适用于被加工材料：铸铁、不锈钢、铜、铝合金
Suitable for processed materials: cast iron, stainless steel, copper, aluminum alloy

HT-LS-L 加长左牙丝锥

STRAIGHT FLUTE TAP-LONG SHANK TAP-LEFT THREAD

材料：
MATERIALS:

HSS HSS-Co

涂层：
COATING:

OX TIN TICN JPS HS

◎ 公制螺纹用 (FOR METRIC THREADS)

商品号 ID	规格 Size	精度 Class	全长 entire length L	螺纹长 Thread length l	颈长 length of the neck l1	柄径 Handle diameter d	形状 Type
VKSZCC001			60				1
VKSZCC002	M1*0.25	P1	80	6	7.5	3	1
VKSZCC003			100				1
VKSZCC004			60				1
VKSZCC005	M1.2*0.25	P1	80	6	7.5	3	1
VKSZCC006			100				1
VKSZCC007			60				1
VKSZCC008	M1.4*0.3	P2	80	8.5	10	3	1
VKSZCC009			100				1
VKSZCC010			60				1
VKSZCC011	M1.6*0.35	P2	80	9	10.5	3	1
VKSZCC012			100				1
VKSZCC013			60				1
VKSZCC014	M1.7*0.35	P2	80	9	10.5	3	1
VKSZCC015			100				1
VKSZCC016			60				1
VKSZCC017	M1.8*0.35	P2	80	9	10.5	3	1
VKSZCC018			100				1

直槽丝锥系列（通用孔）
STRAIGHT FLUTE TAP(THROUGH HOLE)

商品号 ID	规格 Size	精度 Class	全长 entire length L	螺纹长 Thread length l	颈长 length of the neck l1	柄径 Handle diameter d	形状 Type
VKSZCC019	M2*0.4	P2	60	10	15	3	2
VKSZCC020			80				2
VKSZCC021			100				2
VKSZCC022	M2.3*0.4	P2	60	10	15	3	2
VKSZCC023			80				2
VKSZCC024			100				2
VKSZCC025	M2.5*0.45	P2	60	11	17.5	3	2
VKSZCC026			80				2
VKSZCC027			100				2
VKSZCC028	M2.6*0.45	P2	60	11	17.5	3	2
VKSZCC029			80				2
VKSZCC030			100				2
VKSZCC031	M3*0.5	P2	60	12.5	20	4	2
VKSZCC032			80				2
VKSZCC033			100				2
VKSZCC034			150				2
VKSZCC035	M3.5*0.6	P2	60	15	22	4	2
VKSZCC036			80				2
VKSZCC037			100				2
VKSZCC038			150				2
VKSZCC039	M4*0.7	P2	60	15.5	22.5	5	2
VKSZCC040			80				2
VKSZCC041			100				2
VKSZCC042			150				2
VKSZCC043	M5*0.8	P2	80	19	28	5.5	2
VKSZCC044			100				2
VKSZCC045			150				2
VKSZCC046	M6*1	P2	80	22	31	6	2
VKSZCC047			100				2
VKSZCC048			150				2
VKSZCC049	M8*1.25	P3	100	22	37	6.2	4
VKSZCC050			150				4
VKSZCC051	M10*1.5	P3	100	24	41	7	4
VKSZCC052			150				4
VKSZCC053	M12*1.75	P4	100	29	48	8.5	4
VKSZCC054			150				4

◎ 美制螺纹用 (FOR UNIFIED THREADS)

商品号 ID	规格 Size	精度 Class	全长 entire length L	螺纹长 Thread length l	颈长 length of the neck l1	柄径 Handle diameter d	形状 Type
VKSZCC055			60				1
VKSZCC056	UNF0-80	P1	80	9	10.5	3	1
VKSZCC057			100				1
VKSZCC058			60				1
VKSZCC059	UNC1-64	P1	80	9	10.5	3	1
VKSZCC060			100				1
VKSZCC061			60				1
VKSZCC062	UNF1-72	P1	80	9	10.5	3	1
VKSZCC063			100				1
VKSZCC064			60				2
VKSZCC065	UNC2-56	P1	80	10	15	3	2
VKSZCC066			100				2
VKSZCC067			60				2
VKSZCC068	UNF2-64	P1	80	10	15	3	2
VKSZCC069			100				2
VKSZCC070			60				2
VKSZCC071	UNC3-48	P1	80	11	17.5	3	2
VKSZCC072			100				2
VKSZCC073			60				2
VKSZCC074	UNF3-56	P1	80	11	17.5	3	2
VKSZCC075			100				2
VKSZCC076			60				2
VKSZCC077	UNC4-40	P2	80	11	17.5	3	2
VKSZCC078			100				2
VKSZCC079			60				2
VKSZCC080	UNF4-48	P2	80	11	17.5	3	2
VKSZCC081			100				2
VKSZCC082			60				2
VKSZCC083	UNC5-40	P2	80	12.5	20	4	2
VKSZCC084			100				2
VKSZCC085			60				2
VKSZCC086	UNF5-44	P2	80	12.5	20	4	2
VKSZCC087			100				2
VKSZCC088			60				2
VKSZCC089	UNC6-32	P2	80	15	22	4	2
VKSZCC090			100				2
VKSZCC091			60				2
VKSZCC092	UNF6-40	P2	80	15	22	4	2
VKSZCC093			100				2

直槽丝锥系列（通用孔）
STRAIGHT FLUTE TAP(THROUGH HOLE)

商品号 ID	规格 Size	精度 Class	全长 entire length L	螺纹长 Thread length l	颈长 length of the neck l1	柄径 Handle diameter d	形状 Type
VKSZCC094	UNC8-32	P2	60	15.5	22.5	5	2
VKSZCC095			80				2
VKSZCC096			100				2
VKSZCC097	UNF8-36	P2	60	15.5	22.5	5	2
VKSZCC098			80				2
VKSZCC099			100				2
VKSZCC100	UNC10-24	P2	80	19	28	5.5	2
VKSZCC101			100				2
VKSZCC102	UNF10-32	P2	80	19	28	5.5	2
VKSZCC103			100				2
VKSZCC104	UNC12-24	P2	80	19	28	5.5	2
VKSZCC105			100				2
VKSZCC106	UNF12-28	P2	80	19	28	5.5	2
VKSZCC107			100				2
VKSZCC108	UNC1/4-20	P2	80	22	31	6	2
VKSZCC109			100				2
VKSZCC110	UNF1/4-28	P2	80	22	31	6	2
VKSZCC111			100				2
VKSZCC112	UNC5/16-18	P3	100	22	37	6.2	4
VKSZCC113			150				4
VKSZCC114	UNF5/16-24	P3	100	22	37	6.2	4
VKSZCC115			150				4
VKSZCC116	UNC3/8-16	P3	100	24	41	7	4
VKSZCC117			150				4
VKSZCC118	UNF3/8-24	P3	100	24	41	7	4
VKSZCC119			150				4
VKSZCC120	UNC7/16-14	P3	150	25	48	8	4
VKSZCC121	UNF7/16-20	P3	150	25	48	8	4
VKSZCC122	UNC1/2-13	P4	150	29	48	10.5	4
VKSZCC123	UNF1/2-20	P4	150	29	48	10.5	4

- 未列出的规格，请向技术人员洽询。
  For specifications not listed, please contact our technician.
- 精度栏是适合加工2级内螺纹丝锥的推荐精度。
  The accuracy column is the recommended accuracy for machining 2 internal thread taps.
- M2.6以下无油槽。
  No oil groove below M2.6.
- 丝锥精度不能保证内螺纹精度。
  Tap accuracy does not guarantee the accuracy of the internal thread.
- 丝锥硬度：66度-67度
  TAPS HRC:66°-67°

适用于被加工材料：铸铁、不锈钢、铜、铝合金
Suitable for processed materials: cast iron, stainless steel, copper, aluminum alloy

SP 标准型

SPIRAL TAP

材料：
MATERIALS:

Carbide

涂层：
COATING:

OX TIN TICN JPS HS HS

◎ 公制螺纹用 (FOR METRIC THREADS)

商品号 ID	规格 Size	精度 Class	全长 entire length L	螺纹长 Thread length l	颈长 length of the neck l1	柄径 Handle diameter d	形状 Type
VKSLG011	M3.0*0.5	P2	49	10.5	16	4	2
VKSLG012	M3.5*0.6	P2	51	13	19	4	2
VKSLG013	M4.0*0.7	P2	56	13.5	19.5	5	2
VKSLG014	M5.0*0.8	P2	64	16	25	5.5	2
VKSLG015	M6.0*1	P2	68	18	29	6	2
VKSLG016	M8.0*1.25	P2	70	22	37	6.2	4

◎ 美制螺纹用 (FOR UNIFIED THREADS)

商品号 ID	规格 Size	精度 Class	全长 entire length L	螺纹长 Thread length l	颈长 length of the neck l1	柄径 Handle diameter d	形状 Type
VKSLM008	UNC4-40	P1	49	11	17.5	3	2
VKSLM009	UNF4-48	P1	49	11	17.5	3	2
VKSLM010	UNC5-40	P1	49	12.5	20	4	2
VKSLM011	UNF5-44	P1	49	12.5	20	4	2
VKSLM012	UNC6-32	P2	51	15	22	4	2
VKSLM013	UNF6-40	P1	51	15	22	4	2
VKSLM014	UNC8-32	P2	56	15.5	22.5	5	2
VKSLM015	UNF8-36	P2	56	15.5	22.5	5	2
VKSLM016	UNC10-24	P2	64	19	28	5.5	2
VKSLM017	UNF10-32	P2	64	19	28	5.5	2
VKSLM018	UNC12-24	P2	64	19	28	5.5	2
VKSLM019	UNF12-28	P2	64	19	28	5.5	2
VKSLM020	UNC1/4-20	P2	68	22	31	6	2
VKSLM021	UNF1/4-28	P2	68	22	31	6	2
VKSLM022	UNC5/16-18	P2	70	22	37	6.2	4
VKSLM023	UNF5/16-24	P2	70	22	37	6.2	4

◎ 英制螺纹用 (FOR BRITISH THREADS)

商品号 ID	规格 Size	精度 Class	全长 entire length L	螺纹长 Thread length l	颈长 length of the neck l1	柄径 Handle diameter d	形状 Type
VKSLY001	W1/8-40	P1	49	12.5	20	4	2
VKSLY002	W5/32-32	P2	56	15.5	22.5	5	2
VKSLY003	W3/16-24	P2	56	15.5	22.5	5	2
VKSLY004	W7/32-24	P2	64	19	28	5.5	2
VKSLY005	W1/4-20	P2	68	22	31	6	2
VKSLY006	W5/16-18	P2	70	22	37	6.2	4

- 未列出的规格，请向技术人员洽询。
  For specifications not listed, please contact our technician.
- 精度栏是适合加工2级内螺纹丝锥的推荐精度。
  The accuracy column is the recommended accuracy for machining 2 internal thread taps.
- M2.6以下无油槽。
  No oil groove below M2.6.
- 丝锥精度不能保证内螺纹精度。
  Tap accuracy does not guarantee the accuracy of the internal thread.
- 丝锥硬度：66度-67度
  TAPS HRC:66°-67°

适用于被加工材料：铸铁、不锈钢、铜、铝合金
Suitable for processed materials: cast iron, stainless steel, copper, aluminum alloy

PO 标准型

SPIRAL POINT TAP

材料:
MATERIALS:

Carbide

涂层:
COATING:

OX TIN TICN JPS HS

◎ 公制螺纹用 (FOR METRIC THREADS)

商品号 ID	规格 Size	精度 Class	全长 entire length L	螺纹长 Thread length l	颈长 length of the neck l1	柄径 Handle diameter d	形状 Type
VKSXG011	M3.0*0.5	P2	49	10.5	16	4	2
VKSXG012	M3.5*0.6	P2	51	13	19	4	2
VKSXG013	M4.0*0.7	P2	56	13.5	19.5	5	2
VKSXG014	M5.0*0.8	P2	64	16	25	5.5	2
VKSXG015	M6.0*1	P2	68	18	29	6	2
VKSXG016	M8.0*1.25	P3	70	22	37	6.2	4

◎ 美制螺纹用 (FOR UNIFIED THREADS)

商品号 ID	规格 Size	精度 Class	全长 entire length L	螺纹长 Thread length l	颈长 length of the neck l1	柄径 Handle diameter d	形状 Type
VKSXM008	UNC4-40	P1	49	11	17.5	3	2
VKSXM009	UNF4-48	P1	49	11	17.5	3	2
VKSXM010	UNC5-40	P1	49	12.5	20	4	2
VKSXM011	UNF5-44	P1	49	12.5	20	4	2
VKSXM012	UNC6-32	P2	51	15	22	4	2
VKSXM013	UNF6-40	P1	51	15	22	4	2
VKSXM014	UNC8-32	P2	56	15.5	22.5	5	2
VKSXM015	UNF8-36	P2	56	15.5	22.5	5	2
VKSXM016	UNC10-24	P2	64	19	28	5.5	2
VKSXM017	UNF10-32	P2	64	19	28	5.5	2
VKSXM018	UNC12-24	P2	64	19	28	5.5	2
VKSXM019	UNF12-28	P2	64	19	28	5.5	2
VKSXM020	UNC1/4-20	P2	68	22	31	6	2
VKSXM021	UNF1/4-28	P2	68	22	31	6	2
VKSXM022	UNC5/16-18	P3	70	22	37	6.2	4
VKSXM023	UNF5/16-24	P3	70	22	37	6.2	4

◎ 英制螺纹用 (FOR BRITISH THREADS)

商品号 ID	规格 Size	精度 Class	全长 entire length L	螺纹长 Thread length l	颈长 length of the neck l1	柄径 Handle diameter d	形状 Type
VKSXY001	W1/8-40	P1	49	12.5	20	4	2
VKSXY002	W5/32-32	P2	56	15.5	22.5	5	2
VKSXY003	W3/16-24	P2	56	15.5	22.5	5	2
VKSXY004	W7/32-24	P2	64	19	28	5.5	2
VKSXY005	W1/4-20	P2	68	22	31	6	2
VKSXY006	W5/16-18	P2	70	22	37	6.2	4

- 未列出的规格，请向技术人员洽询。
  For specifications not listed, please contact our technician.
- 精度栏是适合加工2级内螺纹丝锥的推荐精度。
  The accuracy column is the recommended accuracy for machining 2 internal thread taps.
- M2.6以下无油槽。
  No oil groove below M2.6.
- 丝锥精度不能保证内螺纹精度。
  Tap accuracy does not guarantee the accuracy of the internal thread.
- 丝锥硬度：66度-67度
  TAPS HRC:66°-67°

适用于被加工材料：铸铁、不锈钢、铜、铝合金
Suitable for processed materials: cast iron, stainless steel, copper, aluminum alloy

NRT 标准型

EXTRUSION TAP

材料:
MATERIALS:

Carbide

涂层:
COATING:

OX TIN TICN JP HS TAD

◎ 公制螺纹用 (FOR METRIC THREADS)

商品号 ID	规格 Size	精度 Class	切削锥长 Chamfer	全长 entire length L	螺纹长 Thread length l	柄径 Handle diameter d	柄径 Handle diameter d	形状 Type
VKSJG0021	M3.0*0.5	RH5	5P	49	20	22	4	2
VKSJG0022			2.5P					4
VKSJG0023	M3.5*0.6	RH5	5P	51	20	23	4	2
VKSJG0024			2.5P					4
VKSJG0025	M4.0*0.7	RH6	5P	56	22	25	5	2
VKSJG0026			2.5P					4
VKSJG0027	M5.0*0.8	RH6	5P	64	25	28	5.5	2
VKSJG0028			2.5P					4
VKSJG0029	M6.0*1	RH7	5P	68	28	31	6	2
VKSJG0030			2.5P					4
VKSJG0031	M8*1.25	RH7	5P	70	22	37	6.2	4
VKSJG0032			2.5P					4

◎ 美制螺纹用 (FOR UNIFIED THREADS)

商品号 ID	规格 Size	精度 Class	切削锥长 Chamfer	全长 entire length L	螺纹长 Thread length l	柄径 Handle diameter d	柄径 Handle diameter d	形状 Type
VKSJM015	UNC4-40	RH5	5P	46	13	15	3	2
VKSJM016			2.5P					4
VKSJM017	UNF4-48	RH5	5P	46	13	15	3	2
VKSJM018			2.5P					4
VKSJM019	UNC5-40	RH5	5P	51	20	23	4	2
VKSJM020			2.5P					4
VKSJM021	UNF5-44	RH5	5P	51	20	23	4	2
VKSJM022			2.5P					4
VKSJM023	UNC6-32	RH5	5P	51	20	23	4	2
VKSJM024			2.5P					4
VKSJM025	UNF6-40	RH5	5P	51	20	23	4	2
VKSJM026			2.5P					4
VKSJM027	UNC8-32	RH6	5P	56	22	25	5	2
VKSJM028			2.5P					4
VKSJM029	UNF8-36	RH5	5P	56	22	25	5	2
VKSJM030			2.5P					4
VKSJM031	UNC10-24	RH6	5P	64	25	28	5.5	2
VKSJM032			2.5P					4
VKSJM033	UNF10-32	RH6	5P	64	25	28	5.5	2
VKSJM034			2.5P					4
VKSJM035	UNC12-24	RH6	5P	64	25	28	5.5	2
VKSJM036			2.5P					4

硬质合金丝锥系列

Carbide Tap

商品号 ID	规格 Size	精度 Class	切削锥长 Chamfer	全长 entire length L	螺纹长 Thread length l	柄径 Handle diameter d	柄径 Handle diameter d	形状 Type
VKSJM037	UNF12-28	RH7	5P	64	25	28	5.5	2
VKSJM038			2.5P					4
VKSJM039	UNC1/4-20	RH7	5P	68	28	31	6	2
VKSJM040			2.5P					4
VKSJM041	UNF1/4-28	RH7	5P	68	28	31	6	2
VKSJM042			2.5P					4
VKSJM043	UNC5/16-18	RH7	5P	70	22	37	6.2	4
VKSJM044			2.5P					4
VKSJM045	UNF5/16-24	RH7	5P	70	22	37	6.2	4
VKSJM046			2.5P					4

- 未列出的规格，请向技术人员洽询。
  For specifications not listed, please contact our technician.
- 导向锥长5p=P(通用孔)、2.5p=B(盲用孔)
  Cutting cone length 5p=P(Through Hole), 2.5p=B(Blind hole)
- 精度栏是适合加工2级内螺纹丝锥的推荐精度。
  The accuracy column is the recommended accuracy for machining 2 internal thread taps.
- M2.6以下无油槽。
  No oil groove below M2.6.
- 丝锥精度不能保证内螺纹精度。
  Tap accuracy does not guarantee the accuracy of the internal thread.
- 丝锥硬度：66度-67度
  TAPS HRC:66°-67°

适用于被加工材料：铸铁、不锈钢、铜、铝合金

Suitable for processed materials: cast iron, stainless steel, copper, aluminum alloy

HT 标准型

STRAIGHT FLUTE TAP

材料:
MATERIALS:

Carbide

涂层:
COATING:

OX TIN TICN JPS HS

◎ 公制螺纹用 (FOR METRIC THREADS)

商品号 ID	规格 Size	精度 Class	全长 entire length L	螺纹长 Thread length l	颈长 length of the neck l1	柄径 Handle diameter d	形状 Type
VKSZC011	M3.0*0.5	P2	49	10.5	16	4	2
VKSZC012	M3.5*0.6	P2	51	13	19	4	2
VKSZC013	M4.0*0.7	P2	56	13.5	19.5	5	2
VKSZC014	M5.0*0.8	P2	64	16	25	5.5	2
VKSZC015	M6.0*1	P2	68	18	29	6	2
VKSZC016	M8.0*1.25	P3	70	22	37	6.2	4

◎ 美制螺纹用 (FOR UNIFIED THREADS)

商品号 ID	规格 Size	精度 Class	全长 entire length L	螺纹长 Thread length l	颈长 length of the neck l1	柄径 Handle diameter d	形状 Type
VKSZC026	UNC4-40	P2	49	11	17.5	3	2
VKSZC027	UNF4-48	P2	49	11	17.5	3	2
VKSZC028	UNC5-40	P2	49	12.5	20	4	2
VKSZC029	UNF5-44	P2	49	12.5	20	4	2
VKSZC030	UNC6-32	P2	51	15	22	4	2
VKSZC031	UNF6-40	P2	51	15	22	4	2
VKSZC032	UNC8-32	P2	56	15.5	22.5	5	2
VKSZC033	UNF8-36	P2	56	15.5	22.5	5	2
VKSZC034	UNC10-24	P2	64	19	28	5.5	2
VKSZC035	UNF10-32	P2	64	19	28	5.5	2
VKSZC036	UNC12-24	P2	64	19	28	5.5	2
VKSZC037	UNF12-28	P2	64	19	28	5.5	2
VKSZC038	UNC1/4-20	P2	68	22	31	6	2
VKSZC039	UNF1/4-28	P2	68	22	31	6	2
VKSZC040	UNC5/16-18	P3	70	22	37	6.2	4
VKSZC041	UNF5/16-24	P3	70	22	37	6.2	4

◎ 英制螺纹用 (FOR BRITISH THREADS)

商品号 ID	规格 Size	精度 Class	全长 entire length L	螺纹长 Thread length l	颈长 length of the neck l1	柄径 Handle diameter d	形状 Type
VKSZY001	W1/8-40	P1	49	12.5	20	4	2
VKSZY002	W5/32-32	P2	56	15.5	22.5	5	2
VKSZY003	W3/16-24	P2	56	15.5	22.5	5	2
VKSZY004	W7/32-24	P2	64	19	28	5.5	2
VKSZY005	W1/4-20	P2	68	22	31	6	4
VKSZY006	W5/16-18	P2	70	22	37	6.2	

- 未列出的规格，请向技术人员洽询。
  For specifications not listed, please contact our technician.
- 精度栏是适合加工2级内螺纹丝锥的推荐精度。
  The accuracy column is the recommended accuracy for machining 2 internal thread taps.
- M2.6以下无油槽。
  No oil groove below M2.6.
- 丝锥精度不能保证内螺纹精度。
  Tap accuracy does not guarantee the accuracy of the internal thread.
- 丝锥硬度：66度-67度
  TAPS HRC:66°-67°

适用于被加工材料：铸铁、不锈钢、铜、铝合金
Suitable for processed materials: cast iron, stainless steel, copper, aluminum alloy

DIN371-SP 螺旋丝锥

DIN371-SPIRAL FLUTE TAP

材料：
MATERIALS:

HSS HSS-Co

涂层：
COATING:

TIN TICN

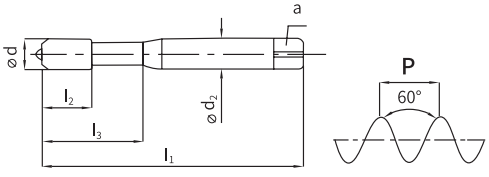

◎ 公制螺纹用 (FOR METRIC THREADS)

商品号 ID	规格 Size	精度 Class	全长 entire length L	螺纹长 Thread length l	颈长 length of the neck l1	柄径 Handle diameter d
CHDLX1001	M1*0.25	P1	40.5	6	7.5	2.5
CHDLX1002	M1.1*0.25	P1	40.5	6	7.5	2.5
CHDLX1003	M1.2*0.25	P1	40.5	6	7.5	2.5
CHDLX1004	M1.4*0.3	P1	40.5	8	9.5	2.5
CHDLX1005	M1.6*0.35	P1	40.5	9	10.5	2.5
CHDLX1006	M1.7*0.35	P1	40.5	9	10.5	2.5
CHDLX1007	M1.8*0.35	P1	40.5	9	10.5	2.5
CHDLX1008	M2*0.4	P1	46	7	11	2.8
CHDLX1009	M2.2*0.45	P1	46	7	11	2.8
CHDLX1010	M2.3*0.4	P1	51.5	10	15	2.8

DIN371

商品号 ID	规格 Size	精度 Class	全长 entire length	螺纹长 Thread length	颈长 length of the neck	柄径 Handle diameter
			L	l	l1	d
CHDLX1011	M2.5*0.45	P1	51.5	10	15	2.8
CHDLX1012	M2.6*0.45	P1	51.5	10	15	2.8
CHDLX1013	M3*0.5	P2	56	8	20	3.5
CHDLX1014	M3.5*0.6	P2	56	9	22	4
CHDLX1015	M4*0.7	P2	63	9	25	4.5
CHDLX1016	M4.5*0.75	P2	70	11	28	6
CHDLX1017	M5*0.8	P2	70	11	28	6
CHDLX1018	M6*1	P2	80	13	33	6
CHDLX1019	M7*1	P2	80	10	35	7
CHDLX1020	M8*1.25	P2	90	12	35	8
CHDLX1021	M10*1.5	P2	100	14	39	10

- 未列出的规格，请向技术人员洽询。
  For specifications not listed, please contact our technician.
- 丝锥硬度：66度-67度
  TAPS HRC:66°-67°

适用于被加工材料：非合金钢、铸钢、高合金钢、铝、铜等有色金属

Applicable to processed materials: non alloy steel, cast steel, high alloy steel, aluminum, copper and other non-ferrous metals

DIN371-PO 先端丝锥

DIN371-SPIRAL POINT TAP

材料：
MATERIALS:

HSS HSS-Co

涂层：
COATING:

TIN TICN

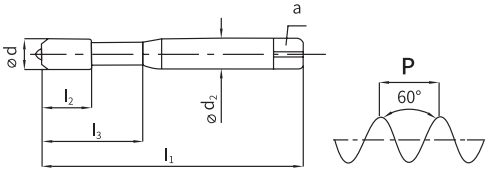

◎ 公制螺纹用 (FOR METRIC THREADS)

商品号 ID	规格 Size	精度 Class	全长 entire length L	螺纹长 Thread length l	颈长 length of the neck l1	柄径 Handle diameter d
CHDXD1001	M1*0.25	P1	40.5	6	7.5	2.5
CHDXD1002	M1.1*0.25	P1	40.5	6	7.5	2.5
CHDXD1003	M1.2*0.25	P1	40.5	6	7.5	2.5
CHDXD1004	M1.4*0.3	P2	40.5	8	9.5	2.5
CHDXD1005	M1.6*0.35	P2	40.5	9	10.5	2.5
CHDXD1006	M1.7*0.35	P2	40.5	9	10.5	2.5
CHDXD1007	M1.8*0.35	P2	40.5	9	10.5	2.5
CHDXD1008	M2*0.4	P2	46	7	11	2.8
CHDXD1009	M2.2*0.45	P2	46	7	11	2.8
CHDXD1010	M2.3*0.4	P2	51.5	10	15	2.8

DIN371

商品号 ID	规格 Size	精度 Class	全长 entire length	螺纹长 Thread length	颈长 length of the neck	柄径 Handle diameter
			L	l	l1	d
CHDXD1011	M2.5*0.45	P2	51.5	10	15	2.8
CHDXD1012	M2.6*0.45	P2	51.5	10	15	2.8
CHDXD1013	M3*0.5	P2	56	12	20	3.5
CHDXD1014	M3.5*0.6	P2	56	13	22	4
CHDXD1015	M4*0.7	P2	63	14	25	4.5
CHDXD1016	M4.5*0.75	P2	70	16	28	6
CHDXD1017	M5*0.8	P2	70	16	28	6
CHDXD1018	M6*1	P2	80	20	33	6
CHDXD1019	M7*1	P3	80	17	35	7
CHDXD1020	M8*1.25	P3	90	18	35	8
CHDXD1021	M10*1.5	P3	100	20	39	10

- 未列出的规格，请向技术人员洽询。
  For specifications not listed, please contact our technician.
- 丝锥硬度：66度-67度
  TAPS HRC:66°-67°

适用于被加工材料：非合金钢、铸钢、高合金钢、铝、铜等有色金属

Applicable to processed materials: non alloy steel, cast steel, high alloy steel, aluminum, copper and other non-ferrous metals

DIN371-NRT 挤压丝锥

DIN371-EXTRUSION TAP

材料：
MATERIALS:

HSS HSS-Co

涂层：
COATING:

TIN TICN

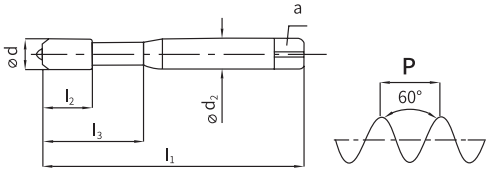

◎ 公制螺纹用 (FOR METRIC THREADS)

商品号 ID	规格 Size	精度 Class	切削锥长 Chamfer	全长 entire length L	螺纹长 Thread length l	颈长 length of the neck l1	柄径 Handle diameter d
CHDJY1001 CHDJY1002	M1*0.25	RH4	5P 2.5P	40.5	6	7.5	2.5
CHDJY1003 CHDJY1004	M1.1*0.25	RH4	5P 2.5P	40.5	6	7.5	2.5
CHDJY1005 CHDJY1006	M1.2*0.25	RH4	5P 2.5P	40.5	6	7.5	2.5
CHDJY1007 CHDJY1008	M1.4*0.3	RH4	5P 2.5P	40.5	8	9.5	2.5
CHDJY1009 CHDJY1010	M1.6*0.35	RH4	5P 2.5P	40.5	9	10.5	2.5
CHDJY1011 CHDJY1012	M1.7*0.35	RH4	5P 2.5P	40.5	9	10.5	2.5
CHDJY1013 CHDJY1014	M1.8*0.35	RH4	5P 2.5P	40.5	9	10.5	2.5
CHDJY1015 CHDJY1016	M2*0.4	RH4	5P 2.5P	46	7	11	2.8

DIN371

商品号 ID	规格 Size	精度 Class	切削锥长 Chamfer	全长 entire length L	螺纹长 Thread length l	颈长 length of the neck l1	柄径 Handle diameter d
CHDJY1017	M2.2*0.45	RH4	5P	46	7	11	2.8
CHDJY1018			2.5P				
CHDJY1019	M2.3*0.4	RH4	5P	51.5	10	15	2.8
CHDJY1020			2.5P				
CHDJY1021	M2.5*0.45	RH5	5P	51.5	10	15	2.8
CHDJY1022			2.5P				
CHDJY1023	M2.6*0.45	RH5	5P	51.5	10	15	2.8
CHDJY1024			2.5P				
CHDJY1025	M3*0.5	RH5	5P	56	8	20	3.5
CHDJY1026			2.5P				
CHDJY1027	M3.5*0.6	RH5	5P	56	9	22	4
CHDJY1028			2.5P				
CHDJY1029	M4*0.7	RH6	5P	63	9	25	4.5
CHDJY1030			2.5P				
CHDJY1031	M4.5*0.75	RH6	5P	70	11	28	6
CHDJY1032			2.5P				
CHDJY1033	M5*0.8	RH6	5P	70	11	28	6
CHDJY1034			2.5P				
CHDJY1035	M6*1	RH7	5P	80	13	33	6
CHDJY1036			2.5P				
CHDJY1037	M7*1	RH7	5P	80	10	35	7
CHDJY1038			2.5P				
CHDJY1039	M8*1.25	RH7	5P	90	12	35	8
CHDJY1040			2.5P				
CHDJY1041	M10*1.5	RH8	5P	100	14	39	10
CHDJY1042			2.5P				

- 未列出的规格，请向技术人员洽询。
  For specifications not listed, please contact our technician.
- 丝锥硬度：66度-67度
  TAPS HRC:66°-67°

适用于被加工材料：铸铁、不锈钢、铜、铝合金
Suitable for processed materials: cast iron, stainless steel, copper, aluminum alloy

DIN376-SP 螺旋丝锥

DIN376-SPIRAL FLUTE TAP

材料：
MATERIALS:

HSS HSS-Co

涂层：
COATING:

TIN TICN

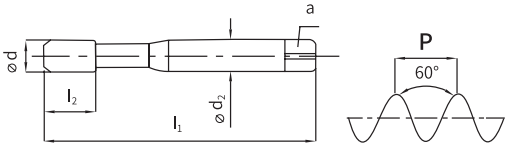

◎ 公制螺纹用 (FOR METRIC THREADS)

商品号 ID	规格 Size	精度 Class	全长 entire length L	螺纹长 Thread length l	颈长 length of the neck l1	柄径 Handle diameter d
CHDLX6001	M3*0.5	P2	56	8	8	2.2
CHDLX6002	M3.5*0.6	P2	56	9	9	2.5
CHDLX6003	M4*0.7	P2	63	9	9	2.8
CHDLX6004	M5*0.8	P2	70	11	11	3.5
CHDLX6005	M6*1	P2	80	13	13	4.5
CHDLX6006	M8*1.25	P2	90	12	12	6
CHDLX6007	M10*1.5	P2	100	14	14	7
CHDLX6008	M12*1.75	P2	110	16	44	9

DIN376

商品号 ID	规格 Size	精度 Class	全长 entire length L	螺纹长 Thread length l	颈长 length of the neck l1	柄径 Handle diameter d
CHDLX6009	M14*2	P2	110	20	47	11
CHDLX6010	M16*2	P2	110	20	47	12
CHDLX6011	M18*2.5	P2	125	25	54	14
CHDLX6012	M20*2.5	P2	140	25	54	16

- 未列出的规格，请向技术人员洽询。
  For specifications not listed, please contact our technician.
- 丝锥硬度：66度-67度
  TAPS HRC:66°-67°

适用于被加工材料：非合金钢、铸钢、高合金钢、铝、铜等有色金属

Applicable to processed materials: non alloy steel, cast steel, high alloy steel, aluminum, copper and other non-ferrous metals

DIN376-PO 先端丝锥

DIN376-SPIRAL POINT TAP

材料：
MATERIALS:

HSS HSS-Co

涂层：
COATING:

TIN TICN

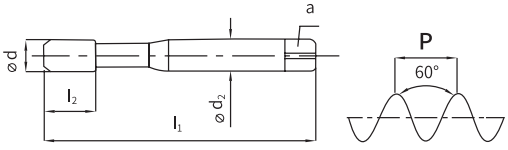

◎ 公制螺纹用 (FOR METRIC THREADS)

商品号 ID	规格 Size	精度 Class	全长 entire length L	螺纹长 Thread length l	颈长 length of the neck l1	柄径 Handle diameter d
CHDXD6001	M3*0.5	P2	56	12	12	2.2
CHDXD6002	M3.5*0.6	P2	56	13	13	2.5
CHDXD6003	M4*0.7	P2	63	14	14	2.8
CHDXD6004	M5*0.8	P2	70	16	16	3.5
CHDXD6005	M6*1	P2	80	20	20	4.5
CHDXD6006	M8*1.25	P3	90	18	18	6
CHDXD6007	M10*1.5	P3	100	20	20	7
CHDXD6008	M12*1.75	P4	110	22	44	9

DIN376

商品号 ID	规格 Size	精度 Class	全长 entire length L	螺纹长 Thread length l	颈长 length of the neck l1	柄径 Handle diameter d
CHDXD6009	M14*2	P4	110	25	47	11
CHDXD6010	M16*2	P4	110	25	47	12
CHDXD6011	M18*2.5	P4	125	32	54	14
CHDXD6012	M20*2.5	P4	140	32	54	16

- 未列出的规格，请向技术人员洽询。
  For specifications not listed, please contact our technician.
- 丝锥硬度：66度-67度
  TAPS HRC:66°-67°

适用于被加工材料：非合金钢、铸钢、高合金钢、铝、铜等有色金属

Applicable to processed materials: non alloy steel, cast steel, high alloy steel, aluminum, copper and other non-ferrous metals

DIN376-NRT 挤压丝锥

DIN376 -EXTRUSION TAP

材料：
MATERIALS:

HSS HSS-Co

涂层：
COATING:

TIN TICN

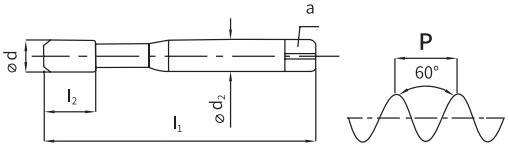

◎ 公制螺纹用 (FOR METRIC THREADS)

商品号 ID	规格 Size	精度 Class	切削锥长 Chamfer	全长 entire length L	螺纹长 Thread length l	颈长 length of the neck l1	柄径 Handle diameter d
CHDJY6001	M3*0.5	RH5	5P	56	8	8	2.2
CHDJY6002			2.5P				
CHDJY6003	M3.5*0.6	RH5	5P	56	9	9	2.5
CHDJY6004			2.5P				
CHDJY6005	M4*0.7	RH6	5P	63	9	9	2.8
CHDJY6006			2.5P				
CHDJY6007	M5*0.8	RH6	5P	70	11	11	3.5
CHDJY6008			2.5P				
CHDJY6009	M6*1	RH7	5P	80	13	13	4.5
CHDJY6010			2.5P				

DIN376

商品号 ID	规格 Size	精度 Class	切削锥长 Chamfer	全长 entire length L	螺纹长 Thread length l	颈长 length of the neck l1	柄径 Handle diameter d
CHDJY6011	M8*1.25	RH7	5P	90	12	12	6
CHDJY6012			2.5P				
CHDJY6013	M10*1.5	RH7	5P	100	14	14	7
CHDJY6014			2.5P				
CHDJY6015	M12*1.75	RH8	5P	110	16	44	9
CHDJY6016			2.5P				
CHDJY6017	M14*2	RH10	5P	110	20	47	11
CHDJY6018			2.5P				
CHDJY6019	M16*2	RH10	5P	110	20	47	12
CHDJY6020			2.5P				
CHDJY6021	M18*2.5	RH11	5P	125	25	54	14
CHDJY6022			2.5P				
CHDJY6023	M20*2.5	RH11	5P	140	25	54	16
CHDJY6024			2.5P				

- 未列出的规格，请向技术人员洽询。
  For specifications not listed, please contact our technician.
- 丝锥硬度：66度-67度
  TAPS HRC:66°-67°

适用于被加工材料：铸铁、不锈钢、铜、铝合金

Suitable for processed materials: cast iron, stainless steel, copper, aluminum alloy

DIN371-SP 螺旋丝锥

DIN371-SPIRAL TAP

材料：
MATERIALS:

Carbide

涂层：
COATING:

TIN TICN

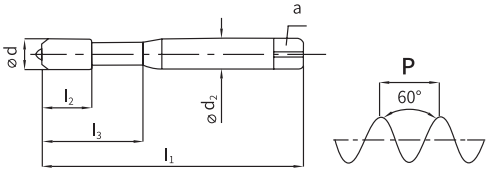

◎ 公制螺纹用 (FOR METRIC THREADS)

商品号 ID	规格 Size	精度 Class	全长 entire length L	螺纹长 Thread length l	颈长 length of the neck l1	柄径 Handle diameter d
CHDLX1013	M3*0.5	P2	56	8	20	3.5
CHDLX1014	M3.5*0.6	P2	56	9	22	4
CHDLX1015	M4*0.7	P2	63	9	25	4.5
CHDLX1016	M4.5*0.75	P2	70	11	28	6
CHDLX1017	M5*0.8	P2	70	11	28	6
CHDLX1018	M6*1	P2	80	13	33	6
CHDLX1019	M7*1	P2	80	10	35	7
CHDLX1020	M8*1.25	P2	90	12	35	8

- 未列出的规格，请向技术人员洽询。
  For specifications not listed, please contact our technician.
- 丝锥硬度：66度-67度
  TAPS HRC:66°-67°

适用于被加工材料：非合金钢、铸钢、高合金钢、铝、铜等有色金属

Applicable to processed materials: non alloy steel, cast steel, high alloy steel, aluminum, copper and other non-ferrous metals

DIN371-PO 先端丝锥

DIN371-SPIRAL POINT TAP

材料：
MATERIALS:

Carbide

涂层：
COATING:

TIN TICN

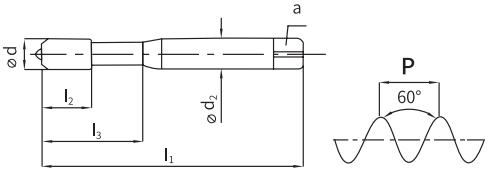

◎ 公制螺纹用 (FOR METRIC THREADS)

商品号 ID	规格 Size	精度 Class	全长 entire length L	螺纹长 Thread length l	颈长 length of the neck l1	柄径 Handle diameter d
CHDXD1013	M3*0.5	P2	56	12	20	3.5
CHDXD1014	M3.5*0.6	P2	56	13	22	4
CHDXD1015	M4*0.7	P2	63	14	25	4.5
CHDXD1016	M4.5*0.75	P2	70	16	28	6
CHDXD1017	M5*0.8	P2	70	16	28	6
CHDXD1018	M6*1	P2	80	20	33	6
CHDXD1019	M7*1	P3	80	17	35	7
CHDXD1020	M8*1.25	P3	90	18	35	8

- 未列出的规格，请向技术人员洽询。
  For specifications not listed, please contact our technician.
- 丝锥硬度：66度-67度
  TAPS HRC:66°-67°

适用于被加工材料：非合金钢、铸钢、高合金钢、铝、铜等有色金属

Applicable to processed materials: non alloy steel, cast steel, high alloy steel, aluminum, copper and other non-ferrous metals

DIN371-NRT 挤压丝锥

DIN371-EXTRUSION TAP

材料:
MATERIALS:

Carbide

涂层:
COATING:

TIN TICN

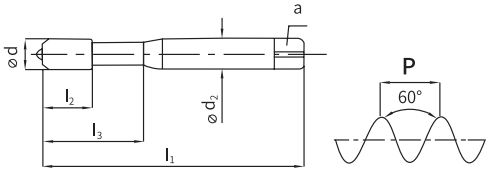

◎ 公制螺纹用 (FOR METRIC THREADS)

商品号 ID	规格 Size	精度 Class	切削锥长 Chamfer	全长 entire length L	螺纹长 Thread length l	颈长 length of the neck l1	柄径 Handle diameter d
CHDJY1025	M3*0.5	RH5	5P	56	8	20	3.5
CHDJY1026			2.5P				
CHDJY1027	M3.5*0.6	RH5	5P	56	9	22	4
CHDJY1028			2.5P				
CHDJY1029	M4*0.7	RH6	5P	63	9	25	4.5
CHDJY1030			2.5P				
CHDJY1031	M4.5*0.75	RH6	5P	70	11	28	6
CHDJY1032			2.5P				
CHDJY1033	M5*0.8	RH6	5P	70	11	28	6
CHDJY1034			2.5P				

硬质合金丝锥系列

DIN371 Carbide Tap

商品号 ID	规格 Size	精度 Class	切削锥长 Chamfer	全长 entire length L	螺纹长 Thread length l	颈长 length of the neck l1	柄径 Handle diameter d
CHDJY1035	M6*1	RH7	5P	80	13	33	6
CHDJY1036			2.5P				
CHDJY1037	M7*1	RH7	5P	80	10	35	7
CHDJY1038			2.5P				
CHDJY1039	M8*1.25	RH7	5P	90	12	35	8
CHDJY1040			2.5P				

- 未列出的规格，请向技术人员洽询。
  For specifications not listed, please contact our technician.
- 丝锥硬度：66度-67度
  TAPS HRC:66°-67°

适用于被加工材料：铸铁、不锈钢、铜、铝合金

Suitable for processed materials: cast iron, stainless steel, copper, aluminum alloy

刀柄刀盘专用丝锥

SPIRAL POINT TAP

材料:
MATERIALS:

CPM

涂层:
COATING:

None

Type 1

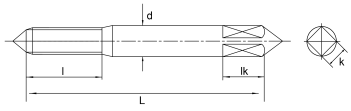

◎ 公制螺纹用 (FOR METRIC THREADS)

商品号 ID	规格 Size	精度 Class	全长 entire length L	螺纹长 Thread length l	柄径 Handlediameter d	形 状 Type
VKSXG007	M2.0*0.4	P2	43	8	3	1
VKSXG008	M2.3*0.4	P2	43	8	3	1
VKSXG009	M2.5*0.45	P2	46	9.5	3	1
VKSXG011	M3.0*0.5	P2	49	10.5	4	1
VKSXG012	M3.5*0.6	P2	51	13	4	1
VKSXG013	M4.0*0.7	P2	56	13.5	5	1
VKSXG014	M5.0*0.8	P2	64	16	5.5	1
VKSXG015	M6.0*1	P2	68	18	6	1

- 未列出的规格，请向技术人员洽询。
  For specifications not listed, please contact our technician.
- 精度栏是适合加工2级内螺纹丝锥的推荐精度。
  The accuracy column is the recommended accuracy for machining 2 internal thread taps.
- 丝锥精度不能保证内螺纹精度。
  Tap accuracy does not guarantee the accuracy of the internal thread.
- 丝锥硬度：66度-67度
  TAPS HRC:66°-67°

适用于被加工材料:不锈钢、铝合钢等高硬钢

Applicable to processed materials: stainless steel, aluminum alloy steel and other high-hardness steels

手电钻专用丝锥

SPIRAL POINT TAP

材料：
MATERIALS:

HSS

涂层：
COATING:

None

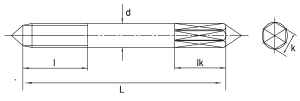

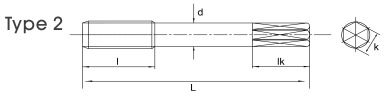

◎ 公制螺纹用 (FOR METRIC THREADS)

商品号 ID	规格 Size	精度 Class	全长 entire length L	螺纹长 Thread length l	切削锥长度 Length of cutting cone	柄径 Handle diameter d	方尾长度 Square tail length
VKSXG014	M5*0.8	H2	57	21	4P	5	20
VKSXG015	M6*1	H2	65	24	4P	6	20
VKSXG016	M8*1.25	H2	71	23	4P	6.2	20
VKSXG017	M10*1.5	H2	79.5	24	4P	8	20

- 未列出的规格，请向技术人员洽询。
  For specifications not listed, please contact our technician.
- 精度栏是适合加工2级内螺纹丝锥的推荐精度。
  The accuracy column is the recommended accuracy for machining 2 internal thread taps.
- M2.6以下无油槽。
  No oil groove below M2.6.
- 丝锥精度不能保证内螺纹精度。
  Tap accuracy does not guarantee the accuracy of the internal thread.
- 丝锥硬度：66度-67度
  TAPS HRC:66°-67°

适用于被加工材料：铸铁、不锈钢、铜、铝合金
Suitable for processed materials: cast iron, stainless steel, copper, aluminum alloy

手用丝锥(三支套装)

HAND TAP SET

材料:
MATERIALS:

HSS

标准:
STANDARD

DIN352

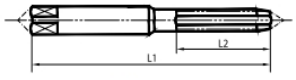

M6及以下

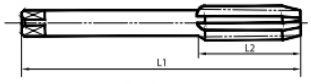

M7及以上

◎ 公制螺纹用 (FOR METRIC THREADS)

商品号 ID	外径 Outer diameter	螺距 Pitch	总长 Total Length	螺纹长 Thread length	柄径 Handle diameter	方头 Square head
CHHT001	M1	0.25	32	5.5	2.5	2.1
CHHT002	M2	0.4	36	8	2.8	2.1
CHHT003	M3	0.5	40	11	3.5	2.7
CHHT004	M4	0.7	45	13	4.5	3.4
CHHT005	M5	0.8	50	16	6.0	4.9
CHHT006	M6	1.0	56	19	6.0	4.9
CHHT007	M7	1.0	56	19	6.0	4.9
CHHT008	M8	1.25	63	22	6.0	4.9
CHHT009	M9	1.25	63	22	7.0	5.5
CHHT0010	M10	1.5	70	24	7.0	5.5

三支组套装手用丝锥
Hand Tap Set (3pcs/set)

商品号 ID	外径 Outer diameter	螺距 Pitch	总长 Total Length	螺纹长 Thread length	柄径 Handle diameter	方头 Square head
CHHT0011	M11	1.5	70	24	8.0	6.2
CHHT0012	M12	1.75	75	28	9.0	7.0
CHHT0014	M14	2.0	80	30	11.0	9.0
CHHT0016	M16	2.0	80	32	12.0	9.0
CHHT0018	M18	2.5	95	34	14.0	11.0
CHHT0020	M20	2.5	95	34	16.0	12.0
CHHT0022	M22	2.5	100	34	18.0	14.5
CHHT0024	M24	3.0	110	38	18.0	14.5
CHHT0027	M27	3.0	110	38	20.0	16.0
CHHT0030	M30	3.5	125	45	22.0	18.0

- 攻丝、内螺纹切削
  Tapping, internal thread cutting
- 全磨、精度6H，由头攻、二攻、三攻组成
  Full grinding, with a precision of 6H, consists of a head attack, a second attack and a third attack

PF-SP

材料:
MATERIALS:

HSS HSSE

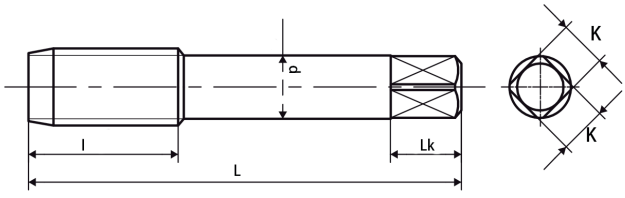

商品号 ID	规格 Size	倒角 Chamfer	全长 L	螺纹长 l	柄径 d	直径 Diameter
CHGPF001	PF1/16-28	3.5P	55	19	8	7.723
CHGPF002	PF1/8-28	3.5P	55	19	8	9.728
CHGPF003	PF1/4-19	3.5P	62	28	11	13.157
CHGPF004	PF3/8-19	3.5P	65	28	14	16.662
CHGPF005	PF1/2-14	3.5P	80	35	18	20.955
CHGPF006	PF3/4-14	3.5P	85	35	23	26.441
CHGPF007	PF1-11	3.5P	95	45	26	33.249

PF-HT

材料：
MATERIALS:

HSS HSSE

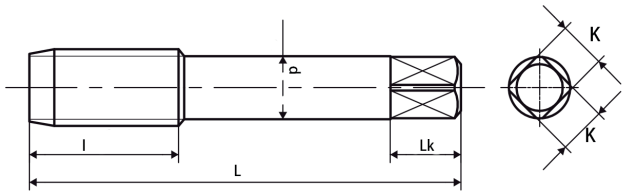

商品号 ID	规格 Size	倒角 Chamfer	全长 L	螺纹长 l	柄径 d	直径 Diameter
CHGPF001	PF1/16-28	3.5P	55	19	8	7.723
CHGPF002	PF1/8-28	3.5P	55	19	8	9.728
CHGPF003	PF1/4-19	3.5P	62	28	11	13.157
CHGPF004	PF3/8-19	3.5P	65	28	14	16.662
CHGPF005	PF1/2-14	3.5P	80	35	18	20.955
CHGPF006	PF3/4-14	3.5P	85	35	23	26.441
CHGPF007	PF1-11	3.5P	95	45	26	33.249

G-SP

材料:
MATERIALS:

HSS HSSE

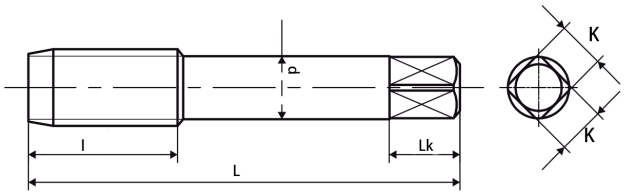

商品号 ID	规格 Size	倒角 Chamfer	全长 L	螺纹长 l	柄径 d	直径 Diameter
CHGG001	G1/16-28	3.5P	55	19	8	7.723
CHGG002	G1/8-28	3.5P	55	19	8	9.728
CHGG003	G1/4-19	3.5P	62	28	11	13.157
CHGG004	G3/8-19	3.5P	65	28	14	16.662
CHGG005	G1/2-14	3.5P	80	35	18	20.955
CHGG006	G3/4-14	3.5P	85	35	23	26.441
CHGG007	G1-11	3.5P	95	45	26	33.249

G-HT

材料：
MATERIALS:

HSS HSSE

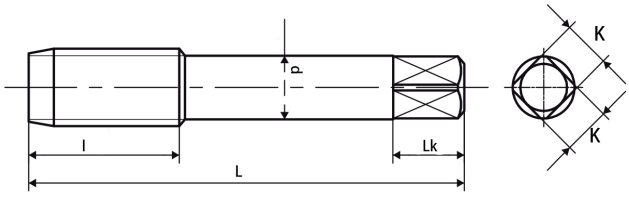

商品号 ID	规格 Size	倒角 Chamfer	全长 L	螺纹长 l	柄径 d	直径 Diameter
CHGG001	G1/16-28	3.5P	55	19	8	7.723
CHGG002	G1/8-28	3.5P	55	19	8	9.728
CHGG003	G1/4-19	3.5P	62	28	11	13.157
CHGG004	G3/8-19	3.5P	65	28	14	16.662
CHGG005	G1/2-14	3.5P	80	35	18	20.955
CHGG006	G3/4-14	3.5P	85	35	23	26.441
CHGG007	G1-11	3.5P	95	45	26	33.249

RP-SP

材料：
MATERIALS:

HSS HSSE

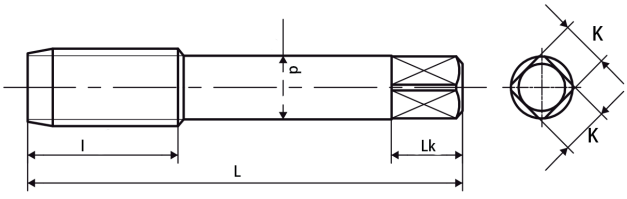

商品号 ID	规格 Size	倒角 Chamfer	全长 L	螺纹长 l	柄径 d	直径 Diameter
CHGRP001	RP1/16-28	3.5P	59	14	8	7.723
CHGRP002	RP1/8-28	3.5P	59	15	8	9.728
CHGRP003	RP1/4-19	3.5P	67	19	11	13.157
CHGRP004	RP3/8-19	3.5P	75	21	14	16.662
CHGRP005	RP1/2-14	3.5P	87	26	18	20.955
CHGRP006	RP3/4-14	3.5P	96	28	23	26.441
CHGRP007	RP1-11	3.5P	109	33	26	33.249

RP-HT

材料：
MATERIALS:

HSS HSSE

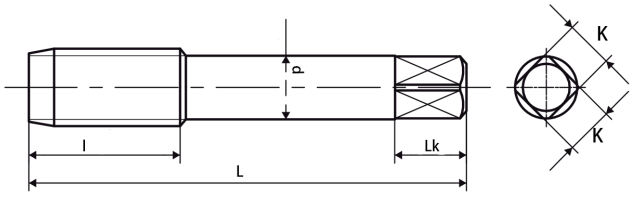

商品号 ID	规格 Size	倒角 Chamfer	全长 L	螺纹长 l	柄径 d	直径 Diameter
CHGRP001	RP1/16-28	3.5P	59	14	8	7.723
CHGRP002	RP1/8-28	3.5P	59	15	8	9.728
CHGRP003	RP1/4-19	3.5P	67	19	11	13.157
CHGRP004	RP3/8-19	3.5P	75	21	14	16.662
CHGRP005	RP1/2-14	3.5P	87	26	18	20.955
CHGRP006	RP3/4-14	3.5P	96	28	23	26.441
CHGRP007	RP1-11	3.5P	109	33	26	33.249

PS-SP

材料:
MATERIALS:

HSS HSSE

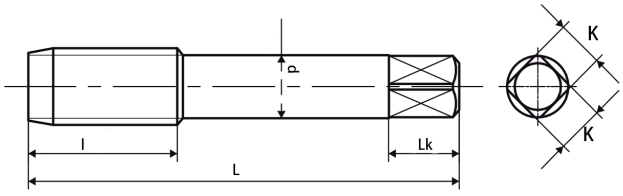

商品号 ID	规格 Size	倒角 Chamfer	全长 L	螺纹长 l	柄径 d	直径 Diameter
CHGPS001	PS1/16-28	3.5P	59	14	8	7.723
CHGPS002	PS1/8-28	3.5P	59	15	8	9.728
CHGPS003	PS1/4-19	3.5P	67	19	11	13.157
CHGPS004	PS3/8-19	3.5P	75	21	14	16.662
CHGPS005	PS1/2-14	3.5P	87	26	18	20.955
CHGPS006	PS3/4-14	3.5P	96	28	23	26.441
CHGPS007	PS1-11	3.5P	109	33	26	33.249

PS-HT

材料：
MATERIALS:

HSS HSSE

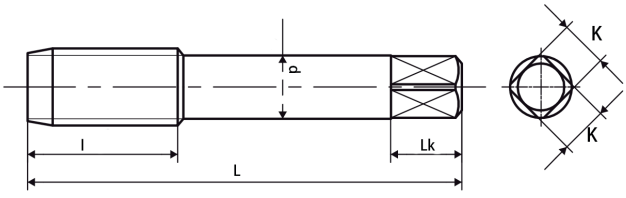

商品号 ID	规格 Size	倒角 Chamfer	全长 L	螺纹长 l	柄径 d	直径 Diameter
CHGPS001	PS1/16-28	3.5P	59	14	8	7.723
CHGPS002	PS1/8-28	3.5P	59	15	8	9.728
CHGPS003	PS1/4-19	3.5P	67	19	11	13.157
CHGPS004	PS3/8-19	3.5P	75	21	14	16.662
CHGPS005	PS1/2-14	3.5P	87	26	18	20.955
CHGPS006	PS3/4-14	3.5P	96	28	23	26.441
CHGPS007	PS1-11	3.5P	109	33	26	33.249

NPT-SP

材料：
MATERIALS:

HSS HSSE

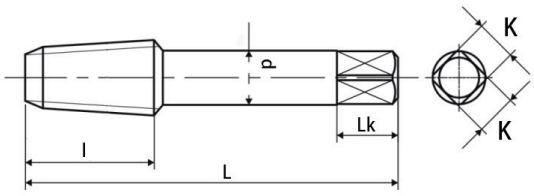

商品号 ID	规格 Size	倒角 Chamfer	全长 L	螺纹长 l	柄径 d	直径 Diameter
CHGNPT001	NPT1/16-27	2.5P	55	19	8	8.083
CHGNPT002	NPT1/8-27	2.5P	55	19	8	10.552
CHGNPT003	NPT1/4-18	2.5P	62	28	11	14.085
CHGNPT004	NPT3/8-18	2.5P	65	28	14	17.513
CHGNPT005	NPT1/2-14	2.5P	80	35	18	21.740
CHGNPT006	NPT3/4-14	2.5P	85	35	23	27.079
CHGNPT007	NPT1-11.5	2.5P	95	45	26	34.035

NPT-HT

材料：
MATERIALS:

HSS HSSE

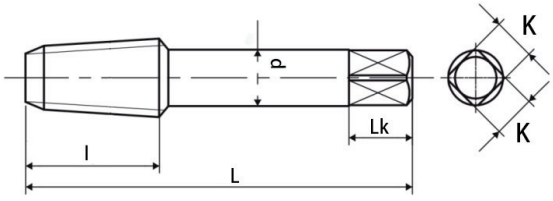

商品号 ID	规格 Size	倒角 Chamfer	全长 L	螺纹长 l	柄径 d	直径 Diameter
CHGNPT001	NPT1/16-27	2.5P	55	19	8	8.083
CHGNPT002	NPT1/8-27	2.5P	55	19	8	10.552
CHGNPT003	NPT1/4-18	2.5P	62	28	11	14.085
CHGNPT004	NPT3/8-18	2.5P	65	28	14	17.513
CHGNPT005	NPT1/2-14	2.5P	80	35	18	21.740
CHGNPT006	NPT3/4-14	2.5P	85	35	23	27.079
CHGNPT007	NPT1-11.5	2.5P	95	45	26	34.035

PT-SP

材料:
MATERIALS:

HSS HSSE

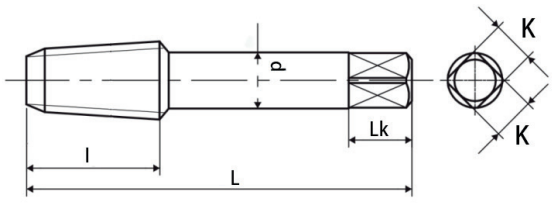

商品号 ID	规格 Size	倒角 Chamfer	全长 L	螺纹长 l	柄径 d	直径 Diameter
CHGPT001	PT1/16-28	2.5P	55	19	8	8.083
CHGPT002	PT1/8-28	2.5P	55	19	8	10.552
CHGPT003	PT1/4-19	2.5P	62	28	11	14.085
CHGPT004	PT3/8-19	2.5P	65	28	14	17.513
CHGPT005	PT1/2-14	2.5P	80	35	18	21.740
CHGPT006	PT3/4-14	2.5P	85	35	23	27.079
CHGPT007	PT1-11	2.5P	95	45	26	34.035

PT-HT

材料：
MATERIALS:

HSS HSSE

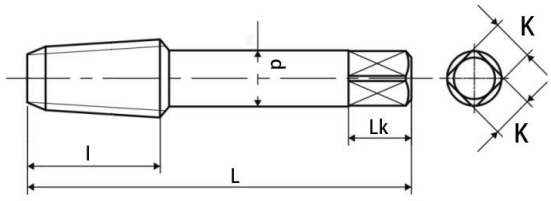

商品号 ID	规格 Size	倒角 Chamfer	全长 L	螺纹长 l	柄径 d	直径 Diameter
CHGPT001	PT1/16-28	2.5P	55	19	8	8.083
CHGPT002	PT1/8-28	2.5P	55	19	8	10.552
CHGPT003	PT1/4-19	2.5P	62	28	11	14.085
CHGPT004	PT3/8-19	2.5P	65	28	14	17.513
CHGPT005	PT1/2-14	2.5P	80	35	18	21.740
CHGPT006	PT3/4-14	2.5P	85	35	23	27.079
CHGPT007	PT1-11	2.5P	95	45	26	34.035

RC-SP

材料:
MATERIALS:

HSS HSSE

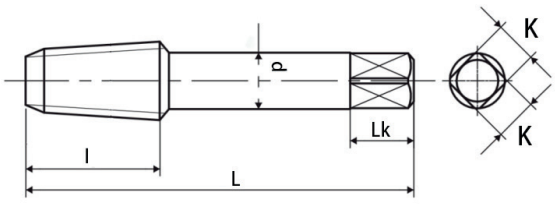

商品号 ID	规格 Size	倒角 Chamfer	全长 L	螺纹长 l	柄径 d	直径 Diameter
CHGRC001	RC1/16-28	2.5P	55	19	8	8.083
CHGRC002	RC1/8-28	2.5P	55	19	8	10.552
CHGRC003	RC1/4-19	2.5P	62	28	11	14.085
CHGRC004	RC3/8-19	2.5P	65	28	14	17.513
CHGRC005	RC1/2-14	2.5P	80	35	18	21.740
CHGRC006	RC3/4-14	2.5P	85	35	23	27.079
CHGRC007	RC1-11	2.5P	95	45	26	34.035

RC-HT

材料:
MATERIALS:

HSS HSSE

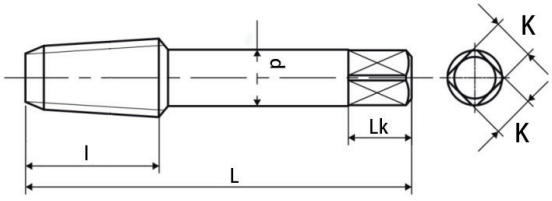

商品号 ID	规格 Size	倒角 Chamfer	全长 L	螺纹长 l	柄径 d	直径 Diameter
CHGRC001	RC1/16-28	2.5P	55	19	8	8.083
CHGRC002	RC1/8-28	2.5P	55	19	8	10.552
CHGRC003	RC1/4-19	2.5P	62	28	11	14.085
CHGRC004	RC3/8-19	2.5P	65	28	14	17.513
CHGRC005	RC1/2-14	2.5P	80	35	18	21.740
CHGRC006	RC3/4-14	2.5P	85	35	23	27.079
CHGRC007	RC1-11	2.5P	95	45	26	34.035

65度4刃钨钢铣刀

HRC65 CARBIDE 4 FLUTES STANDARD LENGTH END MILL

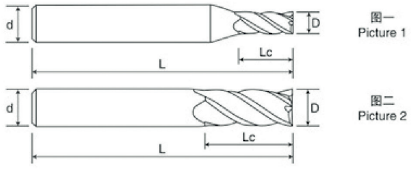

型号 Type	规格Specification				刃数 Flutes
	刃径D	刃长Lc	柄径d	总长L	
3*8*3*50	3	8	3	50	4
3*12*3*75	3	12	3	75	4
3*15*3*100	3	15	3	100	4
1*3*4*50	1	3	4	50	4
1.5*4*4*50	1.5	4	4	50	4
2*5*4*50	2	5	4	50	4
2.5*7*4*50	2.5	7	4	50	4
3*8*4*50	3	8	4	50	4
3.5*10*4*50	3.5	10	4	50	4
4*10*4*50	4	10	4	50	4
4*16*4*75	4	16	4	75	4
4*20*4*100	4	20	4	100	4
5*13*5*50	5	13	5	50	4
5*20*5*75	5	20	5	75	4
5*25*5*100	5	25	5	100	4
1*3*6*50	1	3	6	50	4
1.5*4*6*50	1.5	4	6	50	4
2*5*6*50	2	5	6	50	4
2.5*7*6*50	2.5	7	6	50	4
3*8*6*50	3	8	6	50	4
3.5*10*6*50	3.5	10	6	50	4
4*10*6*50	4	10	6	50	4
4.5*12*6*50	4.5	12	6	50	4
5*13*6*50	5	13	6	50	4
6*15*6*50	6	15	6	50	4

型号 Type	规格Specification				刃数 Flutes
	刃径D	刃长Lc	柄径d	总长L	
3*8*3*50	3	8	3	50	4
3*12*3*75	3	12	3	75	4
3*15*3*100	3	15	3	100	4
1*3*4*50	1	3	4	50	4
1.5*4*4*50	1.5	4	4	50	4
2*5*4*50	2	5	4	50	4
2.5*7*4*50	2.5	7	4	50	4
3*8*4*50	3	8	4	50	4
3.5*10*4*50	3.5	10	4	50	4
4*10*4*50	4	10	4	50	4
4*16*4*75	4	16	4	75	4
4*20*4*100	4	20	4	100	4
5*13*5*50	5	13	5	50	4
5*20*5*75	5	20	5	75	4
5*25*5*100	5	25	5	100	4
1*3*6*50	1	3	6	50	4
1.5*4*6*50	1.5	4	6	50	4
2*5*6*50	2	5	6	50	4
2.5*7*6*50	2.5	7	6	50	4
3*8*6*50	3	8	6	50	4
3.5*10*6*50	3.5	10	6	50	4
4*10*6*50	4	10	6	50	4
4.5*12*6*50	4.5	12	6	50	4
5*13*6*50	5	13	6	50	4
6*15*6*50	6	15	6	50	4

◎ 适用被加工材料及切削参数表 TABLE OF APPLICABLE PROCESSED MATERIALS AND CUTTING PARAMETERS

适用材料 Applicable materials		切深a_p	切宽a_e	线速度v_c	进给f_z
P	碳钢、合金钢 Carbon steel, alloy steel	≤1.5D	≤0.1D	120m/min	0.006D mm/z
M	不锈钢 Stainless steel	≤1.5D	≤0.1D	100m/min	0.006D mm/z
K	铸铁 Cast Iron	≤1.5D	≤0.1D	120m/min	0.0055D mm/z
N	铝合金 Aluminum Alloy steel				
S	高温合金 Super alloy				
H	高硬钢 Hardened Steel				

按照被加工材料的不同材质和硬度，切削参数做适当的调整。
Please adjust the parameters according to the material and hardness of work pieces.

65度2刃钨钢球刀

HRC65 CARBIDE 2 FLUTES STANDARD LENGTH BALL NOSE END MILL

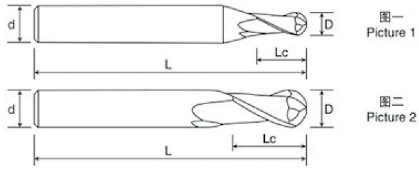

型号 Type	规格Specification				刃数 Flutes
	刃径D	刃长Lc	柄径d	总长L	
R1.5*6*3*50	1.5	6	3	50	2
R1.5*6*3*75	1.5	6	3	75	2
R1.5*6*3*100	1.5	6	3	100	2
R0.5*2*4*50	0.5	2	4	50	2
R0.75*3*4*50	0.75	3	4	50	2
R1*4*4*50	1	4	4	50	2
R1.25*5*4*50	1.25	5	4	50	2
R1.5*6*4*50	1.5	6	4	50	2
R1.75*7*4*50	1.75	7	4	50	2
R2*8*4*50	2	8	4	50	2
R2*8*4*75	2	8	4	75	2
R2*8*4*100	2	8	4	100	2
R2.5*10*5*50	2.5	10	5	50	2
R2.5*10*5*75	2.5	10	5	75	2
R2.5*10*5*100	2.5	10	5	100	2
R0.5*2*6*50	0.5	2	6	50	2
R0.75*3*6*50	0.75	3	6	50	2
R1*4*6*50	1	4	6	50	2
R1.25*5*6*50	1.25	5	6	50	2
R1.5*6*6*50	1.5	6	6	50	2
R1.75*7*6*50	1.75	7	6	50	2
R2*8*6*50	2	8	6	50	2
R2.5*10*6*50	2.5	10	6	50	2
R3*12*6*50	3	12	6	50	2
R3*12*6*75	3	12	6	75	2

型号 Type	规格Specification				刃数 Flutes
	刃径D	刃长Lc	柄径d	总长L	
R3*12*6*100	3	12	6	100	2
R3*12*5*150	3	12	6	150	2
R3.5*14*8*60	3.5	14	8	60	2
R4*16*8*60	4	16	8	60	2
R4*16*8*75	8	16	8	75	2
R4*16*8*100	4	16	8	100	2
R4*16*8*150	4	16	8	150	2
R4.5*18*10*75	4.5	18	10	75	2
R5*20*10*75	5	20	10	75	2
R5*20*10*100	5	20	10	100	2
R5*20*10*150	5	20	10	150	2
R5.5*22*12*75	5.5	22	12	75	2
R6*24*12*75	6	24	12	75	2
R6*24*12*100	6	24	12	100	2
R6*24*12*150	6	24	12	150	2
R7*28*14*80	14	28	14	80	2
R7*28*14*100	14	28	14	100	2
R7*28*14*150	14	28	14	150	2
R8*32*16*100	16	32	16	100	2
R8*32*16*150	16	32	16	150	2
R9*36*18*100	18	36	18	100	2
R9*36*18*150	18	36	18	150	2
R10*40*20*100	20	40	20	100	2
R10*40*20*150	20	40	20	150	2

◎ 适用被加工材料及切削参数表 TABLE OF APPLICABLE PROCESSED MATERIALS AND CUTTING PARAMETERS

适用材料 Applicable materials		切深a_p	切宽a_e	线速度v_c	进给f_z
P	碳钢、合金钢 Carbon steel, alloy steel	≤0.2D	≤0.2D	120m/min	0.004D mm/z
M	不锈钢 Stainless steel	≤0.2D	≤0.2D	80m/min	0.004D mm/z
K	铸铁 Cast Iron	≤0.2D	≤0.2D	120m/min	0.004D mm/z
N	铝合金 Aluminum Alloy steel				
S	高温合金 Super alloy				
H	高硬钢 Hardened Steel				

按照被加工材料的不同材质和硬度，切削参数做适当的调整。
Please adjust the parameters according to the material and hardness of work pieces.

65度4刃钨钢球刀

HRC65 CARBIDE 4 FLUTES STANDARD LENGTH BALL NOSE END MILL



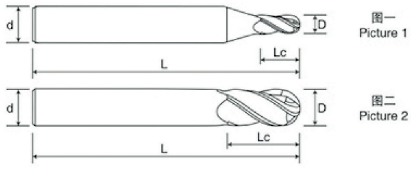

型号 Type	规格Specification				刃数 Flutes
	刃径D	刃长Lc	柄径d	总长L	
R1.5*6*3*50	1.5	6	3	50	4
R1.5*6*3*75	1.5	6	3	75	4
R1.5*6*3*100	1.5	6	3	100	4
R0.5*2*4*50	0.5	2	4	50	4
R0.75*3*4*50	0.75	3	4	50	4
R1*4*4*50	1	4	4	50	4
R1.25*5*4*50	1.25	5	4	50	4
R1.5*6*4*50	1.5	6	4	50	4
R1.75*7*4*50	1.75	7	4	50	4
R2*8*4*50	2	8	4	50	4
R2*8*4*75	2	8	4	75	4
R2*8*4*100	2	8	4	100	4
R2.5*10*5*50	2.5	10	5	50	4
R2.5*10*5*75	2.5	10	5	75	4
R2.5*10*5*100	2.5	10	5	100	4
R2.5*10*6*50	2.5	10	6	50	4
R3*12*6*50	3	12	6	50	4
R3*12*6*75	3	12	6	75	4
R3*12*6*100	3	12	6	100	4
R3*12*6*150	3	12	6	150	4
R3.5*14*8*60	3.5	14	8	60	4
R4*16*8*60	4	16	8	60	4

型号 Type	规格Specification				刃数 Flutes
	刃径D	刃长Lc	柄径d	总长L	
R4*16*8*75	4	16	8	75	4
R4*16*8*100	4	16	8	100	4
R4*16*8*150	4	16	8	150	4
R4.5*18*10*75	4.5	18	10	75	4
R5*20*10*75	5	20	10	75	4
R5*20*10*100	5	20	10	100	4
R5*20*10*150	5	20	10	150	4
R5.5*22*12*75	5.5	22	12	75	4
R6*24*12*75	6	24	12	75	4
R6*24*12*100	6	24	12	100	4
R6*24*12°150	6	24	12	150	4
R6.5*26*14*100	6.5	26	14	100	4
R7*28*14*80	7	28	14	80	4
R7*28*14*100	7	28	14	100	4
R7*28*14*150	7	28	14	150	4
R8*32*16*100	8	32	16	100	4
R8*32*16*150	8	32	16	150	4
R9*36*18*100	9	36	18	100	4
R9*36*18*150	9	36	18	150	4
R10*40*20*100	10	40	20	100	4
R10*40*20*150	10	40	20	150	4

◎ 适用被加工材料及切削参数表 TABLE OF APPLICABLE PROCESSED MATERIALS AND CUTTING PARAMETERS

适用材料 Applicable materials		切深a_p	切宽a_e	线速度v_c	进给f_z
P	碳钢、合金钢 Carbon steel, alloy steel	≤0.2D	≤0.2D	120m/min	0.004D mm/z
M	不锈钢 Stainless steel	≤0.2D	≤0.2D	80m/min	0.004D mm/z
K	铸铁 Cast Iron	≤0.2D	≤0.2D	120m/min	0.004D mm/z
N	铝合金 Aluminum Alloy steel				
S	高温合金 Super alloy				
H	高硬钢 Hardened Steel				

按照被加工材料的不同材质和硬度，切削参数做适当的调整。
Please adjust the parameters according to the material and hardness of work pieces.

65度4刃圆鼻铣刀

HRC65 CARBIDE 4 FLUTES STANDARD LENGTH CORNER RADIUS END MILL

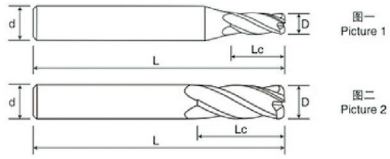

型号 Type	规格Specification				刃数 Flutes
	刃径D	刃长Lc	柄径d	总长L	
3*8*3*50	3	8	3	50	4
3*12*3*75	3	12	3	75	4
3*15*3*100	3	15	3	100	4
1*3*4*50	1	3	4	50	4
1.5*4*4*50	1.5	4	4	50	4
2*5*4*50	2	5	4	50	4
3*8*4*75	3	8	4	75	4
4*10*4*50	4	10	4	50	4
4*16*4*75	4	16	4	75	4
4*20*4*100	4	20	4	100	4
5*13"5*50	5	13	5	50	4
5*20*5*75	5	20	5	75	4
5*25*5*100	5	25	5	100	4
6*15*6*50	6	15	6	50	4

型号 Type	规格Specification				刃数 Flutes
	刃径D	刃长Lc	柄径d	总长L	
5*13*6*50	5	13	6	50	4
6*25*6*75	6	25	6	75	4
6*30*6*100	6	30	6	100	4
6*40*6*150	6	40	6	150	4
8*20*8*60	8	20	8	60	4
8*28*8*75	8	28	8	75	4
8*35*8*100	8	35	8	100	4
8*50*8*150	8	50	8	150	4
10*25*10*75	10	25	10	75	4
10*40*10*100	10	40	10	100	4
10*50*10*150	10	50	10	150	4
12*30*12*75	12	30	12	75	4
12*45*12*100	12	45	12	100	4
12*60*12*150	12	60	12	150	4

◎ 适用被加工材料及切削参数表 TABLE OF APPLICABLE PROCESSED MATERIALS AND CUTTING PARAMETERS

适用材料 Applicable materials		切深a_p	切宽a_e	线速度v_c	进给f_z
P	碳钢、合金钢 Carbon steel, alloy steel	≤1.5D	≤0.1D	120m/min	0.006D mm/z
M	不锈钢 Stainless steel	≤1.5D	≤0.1D	100m/min	0.006D mm/z
K	铸铁 Cast Iron	≤1.5D	≤0.1D	120m/min	0.0055D mm/z
N	铝合金 Aluminum Alloy steel				
S	高温合金 Super alloy				
H	高硬钢 Hardened Steel				

按照被加工材料的不同材质和硬度，切削参数做适当的调整。
Please adjust the parameters according to the material and hardness of work pieces.

65度2刃微径铣刀

HRC65 CARBIDE 2 FLUTES MICRO END MILL

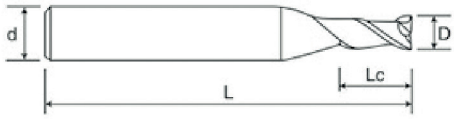

型号 Type	规格Specification				刃数 Flutes
	刃径D	刃长Lc	柄径d	总长L	
0.2*0.4*4*50	0.2	0.4	4	50	2
0.3*0.6*4*50	0.3	0.6	4	50	2
0.4*0.6*4*50	0.4	0.8	4	50	2
0.5*1*4*50	0.5	1	4	50	2

型号 Type	规格Specification				刃数 Flutes
	刃径D	刃长Lc	柄径d	总长L	
0.6*1.2*4*50	0.6	1.2	4	50	2
0.7*1.4*4*50	0.7	1.4	4	50	2
0.8*1.6*4*50	0.8	1.6	4	50	2
0.9*1.8*4*50	0.9	1.8	4	50	2

◎ 适用被加工材料及切削参数表 TABLE OF APPLICABLE PROCESSED MATERIALS AND CUTTING PARAMETERS

适用材料 Applicable materials		切深a_p	切宽a_e	线速度v_c	进给f_z
P	碳钢、合金钢 Carbon steel, alloy steel	≤1.5D	≤0.15D	11-28m/min	0.008D mm/z
M	不锈钢 Stainless steel				
K	铸铁 Cast Iron	≤1.5D	≤0.15D	150m/min	0.0065D mm/z
N	铝合金 Aluminum Alloy steel				
S	高温合金 Super alloy				
H	高硬钢 Hardened Steel				

按照被加工材料的不同材质和硬度，切削参数做适当的调整。
Please adjust the parameters according to the material and hardness of work pieces.

65度2刃微径球刀

HRC65 CARBIDE 2 FLUTES MICRO BALL NOSE END MILL



型号 Type	规格Specification				刃数 Flutes
	刃径D	刃长Lc	柄径d	总长L	
R0.1*0.4*4*50	0.1	0.4	4	50	2
R0.15*0.6*4*50	0.15	0.6	4	50	2
R0.2*0.8*4*50	0.2	0.8	4	50	2
R0.25*1*4*50	0.25	1	4	50	2

型号 Type	规格Specification				刃数 Flutes
	刃径D	刃长Lc	柄径d	总长L	
R0.3*1.2*4*50	0.3	1.2	4	50	2
R0.35*1.4*4*50	0.35	1.4	4	50	2
R0.4*1.6*4*50	0.4	1.6	4	50	2
R0.45*1.8*4*50	0.45	1.8	4	50	2

◎ 适用被加工材料及切削参数表 TABLE OF APPLICABLE PROCESSED MATERIALS AND CUTTING PARAMETERS

适用材料 Applicable materials		切深a_p	切宽a_e	线速度v_c	进给f_z
P	碳钢、合金钢 Carbon steel, alloy steel	≤1.5D	≤0.15D	170m/min	0.008D mm/z
M	不锈钢 Stainless steel				
K	铸铁 Cast Iron	≤1.5D	≤0.15D	150m/min	0.0065D mm/z
N	铝合金 Aluminum Alloy steel				
S	高温合金 Super alloy				
H	高硬钢 Hardened Steel				

按照被加工材料的不同材质和硬度，切削参数做适当的调整。
Please adjust the parameters according to the material and hardness of work pieces.

60度4刃钨钢铣刀

HRC60 CARBIDE 4 FLUTES STANDARD LENGTH END MILL



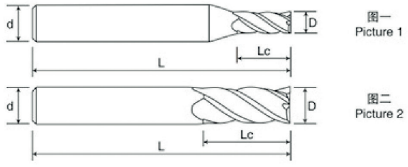

型号 Type	规格Specification				刃数 Flutes
	刃径D	刃长Lc	柄径d	总长L	
3*8*3*50	3	8	3	50	4
3*12*3*75	3	12	3	75	4
3*15*3*100	3	15	3	100	4
1*3*4*50	1	3	4	50	4
1.5*4*4*50	1.5	4	4	50	4
2*5*4*50	2	5	4	50	4
2.5*7*4*50	2.5	7	4	50	4
3*8*4*50	3	8	4	50	4
3.5*10*4*50	3.5	10	4	50	4
4*10*4*50	4	10	4	50	4
4*16*4*75	4	16	4	75	4
4*20*4*100	4	20	4	100	4
5*13*5*50	5	13	5	50	4
5*20*5*75	5	20	5	75	4
5*25*5*100	5	25	5	100	4
1*3*6*50	1	3	6	50	4
1.5*4*6*50	1.5	4	6	50	4
2*5*6*50	2	5	6	50	4
2.5*7*6*50	2.5	7	6	50	4
3*8*6*50	3	8	6	50	4
3.5*10*6*50	3.5	10	6	50	4
4*10*6*50	4	10	6	50	4
4.5*12*6*50	4.5	12	6	50	4
5*13*6*50	5	13	6	50	4
6*15*6*50	6	15	6	50	4

型号 Type	规格Specification				刃数 Flutes
	刃径D	刃长Lc	柄径d	总长L	
6*25*6*75	6	25	6	75	4
6*30*6*100	6	30	6	100	4
6*40*6*150	6	40	6	150	4
7*18*8*60	7	18	8	60	4
8*20*8*60	8	20	8	60	4
8*28*8*75	8	28	8	75	4
8*35*8*100	8	35	8	100	4
8*50*8*150	8	50	8	150	4
9*23*10*75	9	23	10	75	4
10*25*10*75	10	25	10	75	4
10*40*10*100	10	40	10	100	4
10*50*10*150	10	50	10	150	4
11*28*12*75	11	28	12	75	4
12*30*12*75	12	30	12	75	4
12*45*12*100	12	45	12	100	4
12*60*12*150	12	60	12	150	4
14*45*14*100	14	45	14	100	4
14*60*14*150	14	60	14	150	4
16*45*16*100	16	45	16	100	4
16*60*16*150	16	60	16	150	4
18*45*18*100	18	45	18	100	4
18*70*18*150	18	70	18	150	4
20*45*20*100	20	45	20	100	4
20*70*20*150	20	70	20	150	4

◎ 适用被加工材料及切削参数表 TABLE OF APPLICABLE PROCESSED MATERIALS AND CUTTING PARAMETERS

适用材料 Applicable materials		切深a_p	切宽a_e	线速度v_c	进给f_z
P	碳钢、合金钢 Carbon steel, alloy steel	≤1.5D	≤0.1D	120m/min	0.006D mm/z
M	不锈钢 Stainless steel	≤1.5D	≤0.1D	100m/min	0.006D mm/z
K	铸铁 Cast Iron	≤1.5D	≤0.1D	120m/min	0.0055D mm/z
N	铝合金 Aluminum Alloy steel				
S	高温合金 Super alloy				
H	高硬钢 Hardened Steel				

按照被加工材料的不同材质和硬度，切削参数做适当的调整。
Please adjust the parameters according to the material and hardness of work pieces.

60度2刃钨钢球刀

HRC60 CARBIDE 2 FLUTES STANDARD LENGTH BALL NOSE END MILL



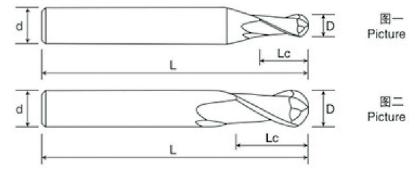

型号 Type	规格Specification				刃数 Flutes
	刃径D	刃长Lc	柄径d	总长L	
R1.5*6*3*50	1.5	6	3	50	2
R1.5*6*3*75	1.5	6	3	75	2
R1.5*6*3*100	1.5	6	3	100	2
R0.5*2*4*50	0.5	2	4	50	2
R0.75*3*4*50	0.75	3	4	50	2
R1*4*4*50	1	4	4	50	2
R1.25*5*4*50	1.25	5	4	5	2
R1.5*6*4*50	1.5	6	4	50	2
R1.75*7*4*50	1.75	7	4	50	2
R2*8*4*50	2	8	4	50	2
R2*8*4*75	2	8	4	75	2
R2*8*4*100	2	8	4	100	2
R2.5*10*5*50	2.5	10	5	50	2
R2.5*10*5*75	2.5	10	5	75	2
R2.5*10*5*100	2.5	10	5	100	2
R0.5*2*6*50	0.5	2	6	50	2
R0.75*3*6*50	0.75	3	6	50	2
R1*4*6*50	1	4	6	50	2
R1.25*5*6*50	1.25	5	6	50	2
R1.5*6*6*50	1.5	6	6	50	2
R1.75*7*6*50	1.75	7	6	50	2
R2*8*6*50	2	8	6	50	2
R2.5*10*6*50	2.5	10	6	50	2
R3*12*6*50	3	12	6	50	2
R3*12*6*75	3	12	6	75	2

型号 Type	规格Specification				刃数 Flutes
	刃径D	刃长Lc	柄径d	总长L	
R3*12*6*100	3	12	6	100	2
R3*12*5*150	3	12	6	150	2
R3.5*14*8*60	3.5	14	8	60	2
R4*16*8*60	4	16	8	60	2
R4*16*8*75	8	16	8	75	2
R4*16*8*100	4	16	8	100	2
R4*16*8*150	4	16	8	150	2
R4.5*18*10*75	4.5	18	10	75	2
R5*20*10*75	5	20	10	75	2
R5*20*10*100	5	20	10	100	2
R5*20*10*150	5	20	10	150	2
R5.5*22*12*75	5.5	22	12	75	2
R6*24*12*75	6	24	12	75	2
R6*24*12*100	6	24	12	100	2
R6*24*12*150	6	24	12	150	2
R7*28*14*80	14	28	14	80	2
R7*28*14*100	14	28	14	100	2
R7*28*14*150	14	28	14	150	2
R8*32*16*100	16	32	16	100	2
R8*32*16*150	16	32	16	150	2
R9*36*18*100	18	36	18	100	2
R9*36*18*150	18	36	18	150	2
R10*40*20*100	20	40	20	100	2
R10*40*20*150	20	40	20	150	2

◎ 适用被加工材料及切削参数表 TABLE OF APPLICABLE PROCESSED MATERIALS AND CUTTING PARAMETERS

适用材料 Applicable materials		切深a_p	切宽a_e	线速度v_c	进给f_z
P	碳钢、合金钢 Carbon steel, alloy steel	≤0.2D	≤0.2D	120m/min	0.004D mm/z
M	不锈钢 Stainless steel	≤0.2D	≤0.2D	80m/min	0.004D mm/z
K	铸铁 Cast Iron	≤0.2D	≤0.2D	120m/min	0.004D mm/z
N	铝合金 Aluminum Alloy steel				
S	高温合金 Super alloy				
H	高硬钢 Hardened Steel				

按照被加工材料的不同材质和硬度，切削参数做适当的调整。
Please adjust the parameters according to the material and hardness of work pieces.

60度4刃圆鼻铣刀

HRC60 CARBIDE 4 FLUTES STANDARD LENGTH CORNER RADIUS END MILL

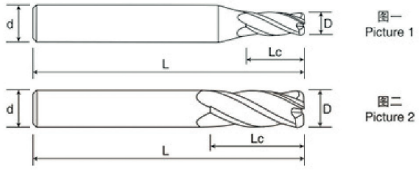

型号 Type	规格Specification				刃数 Flutes
	刃径D	刃长Lc	柄径d	总长L	
3*8*3*50	3	8	3	50	4
3*12*3*75	3	12	3	75	4
3*15*3*100	3	15	3	100	4
1*3*4*50	1	3	4	50	4
1.5*4*4*50	1.5	4	4	50	4
2*5*4*50	2	5	4	50	4
3*8*4*75	3	8	4	75	4
4*10*4*50	4	10	4	50	4
4*16*4*75	4	16	4	75	4
4*20*4*100	4	20	4	100	4
5*13*5*50	5	13	5	50	4
5*20*5*75	5	20	5	75	4
5*25*5*100	5	25	5	100	4
6*15*6*50	6	15	6	50	4

型号 Type	规格Specification				刃数 Flutes
	刃径D	刃长Lc	柄径d	总长L	
5*13*6*50	5	13	6	50	4
6*25*6*75	6	25	6	75	4
6*30*6*100	6	30	6	100	4
6*40*6*150	6	40	6	150	4
8*20*8*60	8	20	8	60	4
8*28*8*75	8	28	8	75	4
8*35*8*100	8	35	8	100	4
8*50*8*150	8	50	8	150	4
10*25*10*75	10	25	10	75	4
10*40*10*100	10	40	10	100	4
10*50*10*150	10	50	10	150	4
12*30*12*75	12	30	12	75	4
12*45*12*100	12	45	12	100	4
12*60*12*150	12	60	12	150	4

◎ 适用被加工材料及切削参数表 TABLE OF APPLICABLE PROCESSED MATERIALS AND CUTTING PARAMETERS

适用材料 Applicable materials		切深a_p	切宽a_e	线速度v_c	进给f_z
P	碳钢、合金钢 Carbon steel, alloy steel	≤1.5D	≤0.1D	120m/min	0.006D mm/z
M	不锈钢 Stainless steel	≤1.5D	≤0.1D	100m/min	0.006D mm/z
K	铸铁 Cast Iron	≤1.5D	≤0.1D	120m/min	0.0055D mm/z
N	铝合金 Aluminum Alloy steel				
S	高温合金 Super alloy				
H	高硬钢 Hardened Steel				

按照被加工材料的不同材质和硬度，切削参数做适当的调整。
Please adjust the parameters according to the material and hardness of work pieces.

60度2刃微径铣刀

HRC60 CARBIDE 2 FLUTES MICRO END MILL

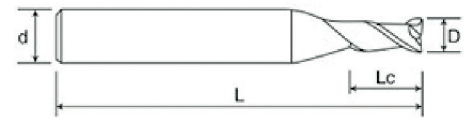

型号 Type	规格Specification				刃数 Flutes
	刃径D	刃长Lc	柄径d	总长L	
0.2*0.4*4*50	0.2	0.4	4	50	2
0.3*0.6*4*50	0.3	0.6	4	50	2
0.4*0.6*4*50	0.4	0.8	4	50	2
0.5*1*4*50	0.5	1	4	50	2

型号 Type	规格Specification				刃数 Flutes
	刃径D	刃长Lc	柄径d	总长L	
0.6*1.2*4*50	0.6	1.2	4	50	2
0.7*1.4*4*50	0.7	1.4	4	50	2
0.8*1.6*4*50	0.8	1.6	4	50	2
0.9"1.8*4*50	0.9	1.8	4	50	2

◎ 适用被加工材料及切削参数表 TABLE OF APPLICABLE PROCESSED MATERIALS AND CUTTING PARAMETERS

适用材料 Applicable materials		切深a_p	切宽a_e	线速度v_c	进给f_z
P	碳钢、合金钢 Carbon steel, alloy steel	≤1.5D	≤0.15D	170m/min	0.008D mm/z
M	不锈钢 Stainless steel				
K	铸铁 Cast Iron	≤1.5D	≤0.15D	150m/min	0.0065D mm/z
N	铝合金 Aluminum Alloy steel				
S	高温合金 Super alloy				
H	高硬钢 Hardened Steel				

按照被加工材料的不同材质和硬度，切削参数做适当的调整。
Please adjust the parameters according to the material and hardness of work pieces.

60度2刃微径球刀

HRC60 CARBIDE 2 FLUTES MICRO BALL NOSE END MILL

型号 Type	规格Specification				刃数 Flutes
	刃径D	刃长Lc	柄径d	总长L	
R0.1*0.4*4*50	0.1	0.4	4	50	2
R0.15*0.6*4*50	0.15	0.6	4	50	2
R0.2*0.8*4*50	0.2	0.8	4	50	2
R0.25*1*4*50	0.25	1	4	50	2

型号 Type	规格Specification				刃数 Flutes
	刃径D	刃长Lc	柄径d	总长L	
R0.3*1.2*4*50	0.3	1.2	4	50	2
R0.35*1.4*4*50	0.35	1.4	4	50	2
R0.4*1.6*4*50	0.4	1.6	4	50	2
R0.45*1.8*4*50	0.45	1.8	4	50	2

◎ 适用被加工材料及切削参数表 TABLE OF APPLICABLE PROCESSED MATERIALS AND CUTTING PARAMETERS

适用材料 Applicable materials		切深a_p	切宽a_e	线速度v_c	进给f_z
P	碳钢、合金钢 Carbon steel, alloy steel	≤1.5D	≤0.15D	170m/min	0.008D mm/z
M	不锈钢 Stainless steel				
K	铸铁 Cast Iron	≤1.5D	≤0.15D	150m/min	0.0065D mm/z
N	铝合金 Aluminum Alloy steel				
S	高温合金 Super alloy				
H	高硬钢 Hardened Steel				

按照被加工材料的不同材质和硬度，切削参数做适当的调整。
Please adjust the parameters according to the material and hardness of work pieces.

58度4刃钨钢铣刀

HRC58 CARBIDE 4 FLUTES STANDARD LENGTH END MILL

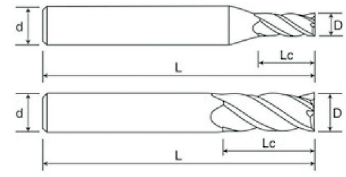

图一 Picture 1

图二 Picture 2

型号 Type	规格Specification				刃数 Flutes
	刃径D	刃长Lc	柄径d	总长L	
3*8*3*50	3	8	3	50	4
3*12*3*75	3	12	3	75	4
3*15*3*100	3	15	3	100	4
1 *3* 4*50	1	3	4	50	4
1.5*4*4*50	1.5	4	4	50	4
2*5*4*50	2	5	4	50	4
2.5*7*4*50	2.5	7	4	50	4
3*8*4*50	3	8	4	50	4
3.5*10*4*50	3.5	10	4	50	4
4*10*4*50	4	10	4	50	4
4*16*4*75	4	16	4	75	4
4*20*4*100	4	20	4	100	4
1*3*4*75	1	3	4	75	4
1.5*4*4*75	1.5	4	4	75	4
2*5*4*75	2	5	4	75	4
2.5*7*4*75	2.5	7	4	75	4
3*8*4*75	3	8	4	75	4
5*13*5*50	5	13	5	50	4
5*20*5*75	5	20	5	75	4
5*25*5*100	5	25	5	100	4
1*3*6*50	1	3	6	50	4
1.5*4*6*50	1.5	4	6	50	4
2*5*6*50	2	5	6	50	4
2.5* 7*6*50	2.5	7	6	50	4
3*8*6*50	3	8	6	50	4
3.5*10*6*50	3.5	10	6	50	4
4*10*6*50	4	10	6	50	4
4.5*12*6*50	4.5	12	6	50	4
5*13*6*50	5	13	6	50	4

型号 Type	规格Specification				刃数 Flutes
	刃径D	刃长Lc	柄径d	总长L	
5.5*15*6*50	5.5	15	6	50	4
6*15*6*50	6	1016	9	50	4
6*25*6*75	9	25	9	75	4
6*30*6*100	9	30	9	100	4
6*40*6*150	9	40	9	150	4
7*18*8*60	7	18	8	60	4
8*20*8*60	8	20	8	60	4
8*28*8*75	8	28	8	75	4
8*35*8*100	8	35	8	100	4
8*50*8*150	8	50	8	150	4
9*23*10*75	9	23	10	75	4
10*25*10*75	10	25	10	75	4
10*40*10*100	10	40	10	100	4
10*50*10*150	10	50	10	150	4
11*28*12*75	11	28	12	75	4
12*30*12*75	12	30	12	75	4
12*45*12*100	12	45	12	100	4
12*60*12*150	12	60	12	150	4
13*45*14*100	13	45	14	100	4
14*35*14*80	14	35	14	80	4
14*45*14*100	14	45	14	100	4
14*60*14*150	14	60	14	150	4
15*45*16*100	15	45	16	100	4
16*45*16*100	16	45	16	100	4
16*60*16*150	16	60	16	150	4
18*45*18*100	18	45	18	100	4
18*70*18*150	18	70	18	150	4
20*45*20*100	20	45	20	100	4
20*70*20*150	20	70	20	150	4

◎ 适用被加工材料及切削参数表 TABLE OF APPLICABLE PROCESSED MATERIALS AND CUTTING PARAMETERS

适用材料 Applicable materials		切深a_p	切宽a_e	线速度v_c	进给f_z
P	碳钢、合金钢 Carbon steel, alloy steel	≤1.5D	≤0.15D	170m/min	0.008D mm/z
M	不锈钢 Stainless steel				
K	铸铁 Cast Iron	≤1.5D	≤0.15D	150m/min	0.0065D mm/z
N	铝合金 Aluminum Alloy steel				
S	高温合金 Super alloy				
H	高硬钢 Hardened Steel				

按照被加工材料的不同材质和硬度，切削参数做适当的调整。
Please adjust the parameters according to the material and hardness of work pieces.

58度2刃钨钢铣刀

HRC58 CARBIDE 2 FLUTES STANDARD LENGTH END MILL

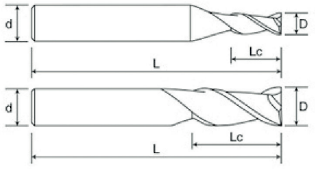

图一
Picture 1

图二
Picture 2

型号 Type	规格Specification				刃数 Flutes
	刃径D	刃长Lc	柄径d	总长L	
3*8*3*50	3	8	3	50	2
3*12*3*75	3	12	3	75	2
3*15*3*100	3	15	3	100	2
1*3*4*50	1	3	4	50	2
1.5*4*4*50	1.5	4	4	50	2
2*5*4*50	2	5	4	50	2
2.5*7*4*50	2.5	7	4	50	2
3*8*4*50	3	8	4	50	2
3.5*10*4*50	3.5	10	4	50	2
4*10*4*50	4	10	4	50	2
4*16*4*75	4	16	4	75	2
4*20*4*100	4	20	4	100	2
5*13*5*50	5	13	5	50	2
5*20*5*75	5	20	5	75	2
5*25*5*100	5	25	5	100	2
1*3*6*50	1	3	6	50	2
1.5*4*6*50	1.5	4	6	50	2
2*5*6*50	2	5	6	50	2
2.5*7*6*50	2.5	7	6	50	2
3*8*6*50	3	8	6	50	2
3.5*10*6*50	3.5	10	6	50	2
4*10*6*50	4	10	6	50	2
4.5*12*6*50	4.5	12	6	50	2
5*13*6*50	5	13	6	50	2
5.5*15*6*50	5.5	15	6	50	2
6*15*6*50	6	15	6	50	2
6*25*6*75	6	25	6	75	2

型号 Type	规格Specification				刃数 Flutes
	刃径D	刃长Lc	柄径d	总长L	
6*30*6*100	9	30	6	100	2
6*40*6*150	9	40	6	150	2
7*18*8*60	7	18	8	60	2
8*20*8*60	8	20	8	60	2
8*28*8*75	8	28	8	75	2
8*35*8*100	8	35	8	100	2
8*50*8*150	8	50	8	150	2
9*23*10*75	6	23	10	75	2
10*25*10*75	10	25	10	75	2
10*40*10*100	10	40	10	100	2
10*50*10*150	10	50	10	150	2
11*28*12*75	11	28	12	75	2
12*30*12*75	12	30	12	75	2
12*45*12*100	12	45	12	100	2
12*60*12*150	12	60	12	150	2
13*45*14*100	13	45	14	100	2
14*35*14*80	14	35	14	80	2
14*45*14*100	14	45	14	100	2
14*60*14*150	14	60	14	150	2
15*45*16*100	15	45	16	100	2
16*45*16*100	16	45	16	100	2
16*60*16*150	16	60	16	150	2
18*45*18*100	8	45	18	100	2
18*70*18*150	10	70	18	150	2
20*45*20*100	20	45	20	100	2
20*70*20*150	20	70	20	150	2

◎ 适用被加工材料及切削参数表 TABLE OF APPLICABLE PROCESSED MATERIALS AND CUTTING PARAMETERS

适用材料 Applicable materials		切深a_p	切宽a_e	线速度v_c	进给f_z
P	碳钢、合金钢 Carbon steel, alloy steel	≤1.5D	≤0.15D	170m/min	0.008D mm/z
M	不锈钢 Stainless steel				
K	铸铁 Cast Iron	≤1.5D	≤0.15D	150m/min	0.0065D mm/z
N	铝合金 Aluminum Alloy steel				
S	高温合金 Super alloy				
H	高硬钢 Hardened Steel				

按照被加工材料的不同材质和硬度，切削参数做适当的调整。
Please adjust the parameters according to the material and hardness of work pieces.

58度3刃双刃带铝用刀

HRC58 CARBIDE 3 FLUTES STANDARD LENGTH END MILL FOR ALUMINUM

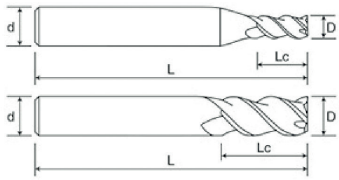

图一 Picture 1

图二 Picture 2

型号 Type	规格Specification				刃数 Flutes
	刃径D	刃长Lc	柄径d	总长L	
3*9*3*50	3	9	3	50	3
3*12*3*75	3	12	3	75	3
3*15*3*100	3	15	3	100	3
2*6*4*50	2	6	4	50	3
2.5*8*4*50	2.5	8	4	50	3
3*9*4*50	3	9	4	50	3
3.5*12*4*50	3.5	12	4	50	3
4*12*4*50	4	12	4	50	3
4*20*4*75	4	20	4	75	3
4*25*4*100	4	25	4	100	3
5*15*5*50	5	15	5	50	3
5*20*5*75	5	20	5	75	3
5*25*5*100	5	25	5	100	3
2*6*6*50	2	6	6	50	3
2.5*8*6*50	2.5	8	6	50	3
3*9*6*50	3	9	6	50	3
3.5*12*6*50	3.5	12	6	50	3
4*12*6*50	4	12	6	50	3
4.5*14*6*50	4.5	14	6	50	3
5*15*6*50	5	15	6	50	3
5.5*18*6*50	5.5	18	6	50	3
6*18*6*50	6	18	6	50	3
6*30*6*75	6	30	6	75	3
6*30*6*100	6	30	6	100	3
6*40*6*150	6	40	6	150	3

型号 Type	规格Specification				刃数 Flutes
	刃径D	刃长Lc	柄径d	总长L	
7*21*8*60	7	21	8	60	3
8*24*8*60	8	24	8	60	3
8*35*8*75	8	35	8	75	3
8*40*8*100	8	40	8	100	3
8*50*8*150	8	50	8	150	3
9*27*10*75	9	27	10	75	3
10*30*10*75	10	30	10	75	3
10*40*10*100	10	40	10	100	3
10*50*10*150	10	50	10	150	3
11*33*12*75	11	33	12	75	3
12*36*12*75	10	36	12	75	3
12*45*12*100	12	45	12	100	3
12*60*12*150	12	60	12	150	3
13*45*14*100	13	45	14	100	3
14*35*14*80	14	35	14	80	3
14*45*14*100	14	45	14	100	3
14*65*14*150	14	65	14	150	3
15*45*16*100	15	45	16	100	3
16*45*16*100	16	45	16	100	3
16*65*16*150	16	65	16	150	3
18*45*18*100	18	45	18	100	3
18*70*18*150	18	70	18	150	3
20*45*20*100	20	45	20	100	3
20*70*20*150	20	70	20	150	3

◎ 适用被加工材料及切削参数表 TABLE OF APPLICABLE PROCESSED MATERIALS AND CUTTING PARAMETERS

适用材料 Applicable materials		切深a_p	切宽a_e	线速度v_c	进给f_z
P	碳钢、合金钢 Carbon steel, alloy steel				
M	不锈钢 Stainless steel				
K	铸铁 Cast Iron				
N	铝合金 Aluminum Alloy steel	≤1.5D	≤0.2D	150(60-350)m/min	0.0075D mm/z
S	高温合金 Super alloy				
H	高硬钢 Hardened Steel				

按照被加工材料的不同材质和硬度，切削参数做适当的调整。
Please adjust the parameters according to the material and hardness of work pieces.

58度2刃双刃带铝用刀

HRC58 CARBIDE 2 FLUTES STANDARD LENGTH END MILL FOR ALUMINUM

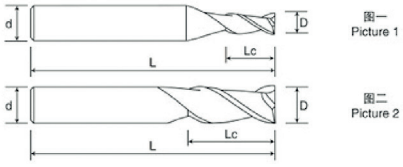

型号 Type	规格Specification				刃数 Flutes
	刃径D	刃长Lc	柄径d	总长L	
3*9*3*50	3	9	3	50	2
3*12*3*75	3	12	3	75	2
3*15*3*100	3	15	3	100	2
2*6*4*50	2	6	4	50	2
2.5*8*4*50	2.5	8	4	50	2
3*9*4*50	3	9	4	50	2
3.5*12*4*50	3.5	12	4	50	2
4*12*4*50	4	12	4	50	2
4*20*4*75	4	20	4	75	2
4*25*4*100	4	25	4	100	2
5*15*5*50	5	15	5	50	2
5*20*5*75	5	20	5	75	2
5*25*5*100	5	25	5	100	2
2*6*6*50	2	6	6	50	2
2.5*8*6*50	2.5	8	6	50	2
3*9*6*50	3	9	6	50	2
3.5*12*6*50	3.5	12	6	50	2
4*12*6*50	4	12	6	50	2
4.5*14*6*50	4.5	14	6	50	2
5*15*6*50	5	15	6	50	2
5.5*18*6*50	5.5	18	6	50	2
6*18*6*50	6	18	6	50	2
6*30*6*75	6	30	6	75	2
6*30*6*100	6	30	6	100	2

型号 Type	规格Specification				刃数 Flutes
	刃径D	刃长Lc	柄径d	总长L	
6*40*6*150	6	40	6	150	2
7*21*8*60	7	21	8	60	2
8*24*8*60	8	24	8	60	2
8*35*8*75	8	35	8	75	2
8*40*8*100	8	40	8	100	2
8*50*8*150	8	50	8	150	2
9*27*10*75	9	27	10	75	2
10*30*10*75	10	30	10	75	2
10*40*10*100	10	40	10	100	2
10*50*10*150	10	50	10	150	2
11*33*12*75	11	33	12	75	2
12*36*12*75	12	36	12	75	2
12*45*12*100	12	45	12	100	2
12*60*12*150	12	60	12	150	2
14*35*14*80	14	35	14	80	2
14*45*14*100	14	45	14	100	2
14*65*14*150	14	65	14	150	2
16*45*16*100	16	45	16	100	2
16*65*16*150	16	65	16	150	2
18*45*18*100	18	45	18	100	2
18*70*18*150	18	70	18	150	2
20*45*20*100	20	45	20	100	2
20*70*20*150	20	70	20	150	2

◎ 适用被加工材料及切削参数表 TABLE OF APPLICABLE PROCESSED MATERIALS AND CUTTING PARAMETERS

适用材料 Applicable materials		切深a_p	切宽a_e	线速度v_c	进给f_z
P	碳钢、合金钢 Carbon steel, alloy steel				
M	不锈钢 Stainless steel				
K	铸铁 Cast Iron				
N	铝合金 Aluminum Alloy steel	≤1.5D	≤0.2D	150(60-350)m/min	0.009D mm/z
S	高温合金 Super alloy				
H	高硬钢 Hardened Steel				

按照被加工材料的不同材质和硬度，切削参数做适当的调整。
Please adjust the parameters according to the material and hardness of work pieces.

58度2刃钨钢球刀

HRC58 CARBIDE 2 FLUTES STANDARD LENGTH BALL NOSE END MILL



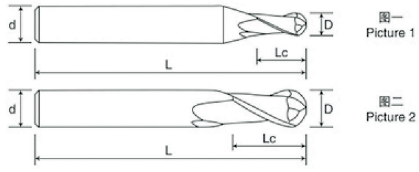

型号 Type	规格Specification				刃数 Flutes
	刃径D	刃长Lc	柄径d	总长L	
R1.5*6*3*50	1.5	6	3	50	2
R1.5*6*3*75	1.5	6	3	75	2
R1.5*6*3*100	1.5	6	3	100	2
R0.5*2*4*50	0.5	2	4	50	2
R0.75*3*4*50	0.75	3	4	50	2
R1*4*4*50	1	4	4	50	2
R1.25*5*4*50	1.25	5	4	50	2
R1.5*6*4*50	1.5	6	4	50	2
R1.75*7*4*50	1.75	7	4	50	2
R2*8*4*50	2	8	4	50	2
R2*8*4*75	2	8	4	75	2
R2*8*4*100	2	8	4	100	2
R0.5*2*4*75	0.5	2	4	75	2
R0.75*3*4*75	0.75	3	4	75	2
R1*4*4*75	1	4	4	75	2
R1.25*5*4*75	1.25	5	4	75	2
R1.5*6*4*75	1.5	6	4	75	2
R2.5*10*5*50	2.5	10	5	100	2
R2.5*10*5*75	2.5	10	6	50	2
R2.5*10*5*100	2.5	10	5	100	2
R0.5*2*6*50	0.5	2	6	50	2
R0.75*3*6*50	0.75	3	6	50	2
R1*4*6*50	1	4	6	50	2
R1.25*5*6*50	1.25	5	6	50	2
R1.5*6*6*50	1.5	6	6	50	2
R1.75*7*6*50	1.75	7	6	50	2
R2*8*6*50	2	8	6	50	2
R2.5*10*6*50	2.5	10	6	50	2

型号 Type	规格Specification				刃数 Flutes
	刃径D	刃长Lc	柄径d	总长L	
R3*12*6*50	3	12	6	50	2
R3*12*6*75	3	12	6	75	2
R3*12*6*100	3	12	6	100	2
R3*12*6*150	3	12	6	150	2
R3.5*14*8*60	3.5	14	8	60	2
R4*16*8*60	4	16	8	60	2
R4*16*8*75	4	16	8	75	2
R4*16*8*100	4	16	8	100	2
R4*16*8*150	4	16	8	150	2
R4.5*18*10*75	4.5	18	10	75	2
R5*20*10*75	5	20	10	75	2
R5*20*10*100	5	20	10	100	2
R5*20*10*150	5	20	10	150	2
R5.5*22*12*75	5.5	22	12	75	2
R6*24*12*75	6	24	12	75	2
R6*24*12*100	6	24	12	100	2
R6*24*12*150	6	24	12	150	2
R6.5*26*14*100	6.5	26	14	100	2
R7*28*14*80	7	28	14	80	2
R7*28*14*100	7	28	14	100	2
R7*28*14*150	7	28	14	150	2
R8*32*16*100	8	32	16	100	2
R8*32*16*150	8	32	16	150	2
R9*36*18*100	9	36	18	100	2
R9*36*18*150	9	36	18	150	2
R10*40*20*100	10	40	20	100	2
R10*40*20*150	10	40	20	150	2

◎ 适用被加工材料及切削参数表 TABLE OF APPLICABLE PROCESSED MATERIALS AND CUTTING PARAMETERS

适用材料 Applicable materials		切深a_p	切宽a_e	线速度v_c	进给f_z
P	碳钢、合金钢 Carbon steel, alloy steel	≤0.2D	≤0.3D	150m/min	0.009D mm/z
M	不锈钢 Stainless steel				
K	铸铁 Cast Iron	≤0.2D	≤0.2D	130m/min	0.009D mm/z
N	铝合金 Aluminum Alloy steel				
S	高温合金 Super alloy				
H	高硬钢 Hardened Steel				

按照被加工材料的不同材质和硬度，切削参数做适当的调整。
Please adjust the parameters according to the material and hardness of work pieces.

58度4刃钨钢球刀

HRC58 CARBIDE 4 FLUTES STANDARD LENGTH BALL NOSE END MILL

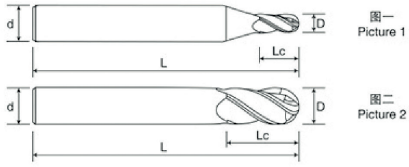

型号 Type	规格Specification				刃数 Flutes
	刃径D	刃长Lc	柄径d	总长L	
R1.5*6*3*50	1.5	6	3	50	4
R1.5*6*3*75	1.5	6	3	75	4
R1.5*6*3*100	1.5	6	3	100	4
R0.5*2*4*50	0.5	2	4	50	4
R0.75*3*4*50	0.75	3	4	50	4
R1*4*4*50	1	4	4	50	4
R1.25*5*4*50	1.25	5	4	50	4
R1.5*6*4*50	1.5	6	4	50	4
R1.75*7*4*50	1.75	7	4	50	4
R2*8*4*50	2	8	4	50	4
R2*8*4*75	2	8	4	75	4
R2*8*4*100	2	8	4	100	4
R2.5*10*5*50	2.5	10	5	50	4
R2.5*10*5*75	2.5	10	5	75	4
R2.5*10*5*100	2.5	10	5	100	4
R2.5*10*6*50	2.5	10	6	50	4
R3*12*6*50	3	12	6	50	4
R3*12*6*75	3	12	6	75	4
R3*12*6*100	3	12	6	100	4
R3*12*6*150	3	12	6	150	4
R1.5*6*6*50	1.5	6	6	50	4
R3.5*14*8*60	3.5	14	8	60	4

型号 Type	规格Specification				刃数 Flutes
	刃径D	刃长Lc	柄径d	总长L	
R4*16*8*60	4	16	8	60	4
R4*16*8*75	4	16	8	75	4
R4*16*8*100	4	16	8	100	4
R4*16*8*150	4	16	8	150	4
R4.5*18*10*75	4.5	18	10	75	4
R5*20*10*75	5	20	10	75	4
R5*20*10*100	5	20	10	100	4
R5*20*10*150	5	20	10	150	4
R5.5*22*12*75	5.5	22	12	75	4
R6*24*12*75	6	24	12	75	4
R6*24*12*100	6	24	12	100	4
R6*24*12*150	6	24	12	150	4
R6.5*26*14*100	6.5	26	14	100	4
R7*28*14*80	7	28	14	80	4
R7*28*14*100	7	28	14	100	4
R7*28*14*150	7	28	14	150	4
R8*32*16*100	8	32	16	100	4
R8*32*16*150	8	32	16	150	4
R9*36*18*100	9	36	18	100	4
R9*36*18*150	9	36	18	150	4
R10*40*20*100	10	40	20	100	4
R10*40*20*150	10	40	20	150	

◎ 适用被加工材料及切削参数表 TABLE OF APPLICABLE PROCESSED MATERIALS AND CUTTING PARAMETERS

适用材料 Applicable materials		切深a_p	切宽a_e	线速度v_c	进给f_z
P	碳钢、合金钢 Carbon steel, alloy steel	≤0.2D	≤0.3D	150m/min	0.009D mm/z
M	不锈钢 Stainless steel				
K	铸铁 Cast Iron	≤0.2D	≤0.2D	130m/min	0.009D mm/z
N	铝合金 Aluminum Alloy steel				
S	高温合金 Super alloy				
H	高硬钢 Hardened Steel				

按照被加工材料的不同材质和硬度，切削参数做适当的调整。
Please adjust the parameters according to the material and hardness of work pieces.

58度2刃铝用球刀

HRC58 CARBIDE 2 FLUTES STANDARD LENGTH BALL NOSE END MILL FOR ALUMINUM

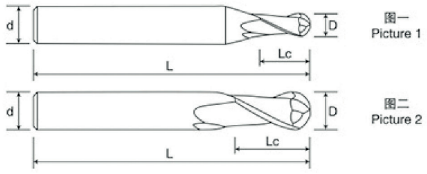

型号 Type	规格Specification				刃数 Flutes
	刃径D	刃长Lc	柄径d	总长L	
R1.5*6*3*50	1.5	6	3	50	2
R1.5*6*3*75	1.5	6	3	75	2
R1.5*6*3*100	1.5	6	3	100	2
R0.5*2*4*50	0.5	2	4	50	2
R0.75*3*4*50	0.75	3	4	50	2
R1*4*4*50	1	4	4	50	2
R1.25*5*4*50	1.25	5	4	50	2
R1.5*6*4*50	1.5	6	4	50	2
R1.75*7*4*50	1.75	7	4	50	2
R2*8*4*50	2	8	4	50	2
R2*8*4*75	2	8	4	75	2
R2*8*4*100	2	8	4	100	2
R2.5*10*5*50	2.5	10	5	50	2
R2.5*10*5*75	2.5	10	5	75	2
R2.5*10*5*100	2.5	10	5	100	2
R2.5*10*6*50	2.5	10	6	50	2
R3*12*6*50	3	12	6	50	2
R3*12*6*75	3	12	6	75	2
R3*12*6*100	3	12	6	100	2
R3*12*6*150	3	12	6	150	2
R3.5*14*8*60	3.5	14	8	60	2
R4*16*8*60	4	16	8	60	2

型号 Type	规格Specification				刃数 Flutes
	刃径D	刃长Lc	柄径d	总长L	
R4*16*8*75	4	16	8	75	2
R4*16*8*100	4	16	8	100	2
R4*16*8*150	4	16	8	150	2
R4.5*18*10*75	4.5	18	100	75	2
R5*20*10*75	5	20	10	75	2
R5*20*10*100	5	20	10	100	2
R5*20*10*150	5	20	10	150	2
R5.5*22*12*75	5.5	22	12	75	2
R6*24*12*75	6	24	12	75	2
R6*24*12*100	6	24	12	100	2
R6*24*12*150	6	24	12	150	2
R6.5*26*14*100	6.5	26	14	100	2
R7*28*14*80	7	28	14	80	2
R7*28*14*100	7	28	14	100	2
R7*28*14*150	7	28	14	150	2
R8*32*16*100	8	32	16	100	2
R8*32*16*150	8	32	16	150	2
R9*36*18*100	9	36	18	100	2
R9*36*18*150	9	36	18	150	2
R10*40*20*100	10	40	20	100	2
R10*40*20*150	10	40	20	150	2

◎ 适用被加工材料及切削参数表 TABLE OF APPLICABLE PROCESSED MATERIALS AND CUTTING PARAMETERS

适用材料 Applicable materials		切深a_p	切宽a_e	线速度v_c	进给f_z
P	碳钢、合金钢 Carbon steel, alloy steel				
M	不锈钢 Stainless steel				
K	铸铁 Cast Iron				
N	铝合金 Aluminum Alloy steel	≤0.3D	≤0.3D	150(60-350)m/min	0.02D mm/z
S	高温合金 Super alloy				
H	高硬钢 Hardened Steel				

按照被加工材料的不同材质和硬度，切削参数做适当的调整。
Please adjust the parameters according to the material and hardness of work pieces.

58度4刃圆鼻铣刀

HRC58 CARBIDE 4 FLUTES STANDARD LENGTH CORNER RADIUS END MILL

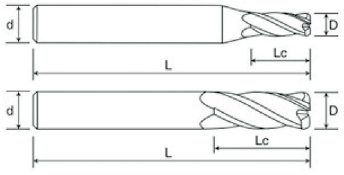

型号 Type	规格Specification				刃数 Flutes
	刃径D	刃长Lc	柄径d	总长L	
3*8*3*50	3	8	3	50	4
3*12*3*75	3	12	3	75	4
3*15*3*100	3	15	3	100	4
1*3*4*50	1	3	4	50	4
1.5*4*4*50	1.5	4	4	50	4
2*5*4*50	2	5	4	50	4
3*8*4*75	3	8	4	75	4
4*10*4*50	4	10	4	50	4
4*16*4*75	4	16	4	75	4
4*20*4*100	4	20	4	100	4
5*13*5*50	5	13	5	50	4
5*20*5*75	5	20	5	75	4
5*25*5*100	5	25	5	100	4
6*15*6*50	6	15	6	50	4

型号 Type	规格Specification				刃数 Flutes
	刃径D	刃长Lc	柄径d	总长L	
5*13*6*50	5	13	6	50	4
6*25*6*75	6	25	6	75	4
6*30*6*100	6	30	6	100	4
6*40*6*150	6	40	6	150	4
8*20*8*60	8	20	8	60	4
8*28*8*75	8	28	8	75	4
8*35*8*100	8	35	8	100	4
8*50*8*150	8	50	8	150	4
10*25*10*75	10	25	10	75	4
10*40*10*100	10	40	10	100	4
10*50*10*150	10	50	10	150	4
12*30*12*75	12	30	12	75	4
12*45*12*100	12	45	12	100	4
12*60*12*150	12	60	12	150	4

◎ 适用被加工材料及切削参数表 TABLE OF APPLICABLE PROCESSED MATERIALS AND CUTTING PARAMETERS

适用材料 Applicable materials		切深a_p	切宽a_e	线速度v_c	进给f_z
P	碳钢、合金钢 Carbon steel, alloy steel	≤1.5D	≤0.15D	180m/min	0.0085D mm/z
M	不锈钢 Stainless steel				
K	铸铁 Cast Iron	≤1.5D	≤0.15D	150m/min	0.007D mm/z
N	铝合金 Aluminum Alloy steel				
S	高温合金 Super alloy				
H	高硬钢 Hardened Steel				

按照被加工材料的不同材质和硬度，切削参数做适当的调整。
Please adjust the parameters according to the material and hardness of work pieces.

58度4刃钢用粗皮刀

HRC58 CARBIDE 4 FLUTES ROUGHING END MILL





型号 Type	规格Specification				刃数 Flutes
	刃径D	刃长Lc	柄径d	总长L	
3*8*3*50	3	8	3	50	4
3*12*3*75	3	12	3	75	4
3*15*3*100	3	15	3	100	4
4*10*4*50	4	10	4	50	4
4*16*4*75	4	16	4	75	4
4*20*4*100	4	20	4	100	4
5*13*5*50	5	13	5	50	4
5*20*5*75	5	20	5	75	4
5*25*5*100	5	25	5	100	4
5*13*6*50	5	13	6	50	4
6*15*6*50	6	15	6	50	4
6*25*6*75	6	25	6	75	4
6*30*6*100	6	30	6	100	4
8*20*8*60	8	20	8	60	4

型号 Type	规格Specification				刃数 Flutes
	刃径D	刃长Lc	柄径d	总长L	
8*28*8*75	8	28	8	75	4
8*35*8*100	8	35	8	100	4
10*25*10*75	10	25	10	75	4
10*40*10*100	10	40	10	100	4
12*30*12*75	12	30	12	75	4
12*45*12*100	12	45	12	100	4
14*45*14*100	14	45	14	100	4
14*60*14*150	14	60	14	150	4
16*45*16*100	16	45	16	100	4
16*60*16*150	16	60	16	150	4
18*45*18*100	18	45	18	100	4
18*70*18*150	18	70	18	150	4
20*45*20*100	20	45	20	100	4
20*70*20*150	20	70	20	150	4

◎ 适用被加工材料及切削参数表 TABLE OF APPLICABLE PROCESSED MATERIALS AND CUTTING PARAMETERS

适用材料 Applicable materials		切深a_p	切宽a_e	线速度v_c	进给f_z
P	碳钢、合金钢 Carbon steel, alloy steel	≤1.5D	≤0.3D	130m/min	0.006D mm/z
M	不锈钢 Stainless steel				
K	铸铁 Cast Iron	≤1.5D	≤0.3D	130m/min	0.006D mm/z
N	铝合金 Aluminum Alloy steel				
S	高温合金 Super alloy				
H	高硬钢 Hardened Steel				

按照被加工材料的不同材质和硬度，切削参数做适当的调整。
Please adjust the parameters according to the material and hardness of work pieces.

58度3刃铝用粗皮刀

HRC58 CARBIDE 3 FLUTES ROUGHING END MILL FOR ALUMINUM

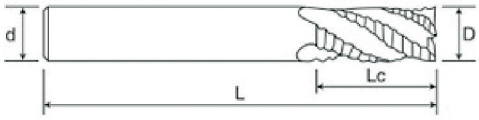

型号 Type	规格Specification				刃数 Flutes
	刃径D	刃长Lc	柄径d	总长L	
3*8*3*50	3	8	3	50	3
3*12*3*75	3	12	3	75	3
3*15*3*100	3	15	3	100	3
4*10*4*50	4	10	4	50	3
4*16*4*75	4	16	4	75	3
4*20*4*100	4	20	4	100	3
5*13*5*50	5	13	5	50	3
5*20*5*75	5	20	5	75	3
5*25*5*100	5	25	5	100	3
5*13*6*50	5	13	6	50	3
6*15*6*50	6	15	6	50	3
6*25*6*75	6	25	6	75	3
6*30*6*100	6	30	6	100	3
8*24*8*60	8	20	8	60	3

型号 Type	规格Specification				刃数 Flutes
	刃径D	刃长Lc	柄径d	总长L	
8*28*8*75	8	28	8	75	3
8*35*8*100	8	35	8	100	3
10*30*10*75	10	30	10	75	3
10*40*10*100	10	40	10	100	3
12*36*12*75	12	36	12	75	3
12*45*12*100	12	45	12	100	3
14*45*14*100	14	45	14	100	3
14*60*14*150	14	60	14	150	3
16*45*16*100	16	45	16	100	3
16*60*16*150	16	60	16	150	3
18*45*18*100	18	45	18	100	3
18*70*18*150	18	70	18	150	3
20*45*20*100	20	45	20	100	3
20*70*20*150	20	70	20	150	3

◎ 适用被加工材料及切削参数表 TABLE OF APPLICABLE PROCESSED MATERIALS AND CUTTING PARAMETERS

适用材料 Applicable materials		切深a_p	切宽a_e	线速度v_c	进给f_z
P	碳钢、合金钢 Carbon steel, alloy steel				
M	不锈钢 Stainless steel				
K	铸铁 Cast Iron				
N	铝合金 Aluminum Alloy steel	≤1.5D	≤0.3D	130m/min	0.008D mm/z
S	高温合金 Super alloy				
H	高硬钢 Hardened Steel				

按照被加工材料的不同材质和硬度，切削参数做适当的调整。
Please adjust the parameters according to the material and hardness of work pieces.

58度钢用定点钻

HRC58 CARBIDE RIGID FIXED POINT DRILL

型号 Type	规格Specification				角度 Angle
	刃径D	刃长Lc	柄径d	总长L	
3*6*3*50	3	6	3	50	90°
3*6*3*75	3	6	3	75	90°
3*6*3*100	3	6	3	100	90°
2*4*4*50	2	4	4	50	90°
3*6*4*50	3	6	4	50	90°
4*8*4*50	4	8	4	50	90°
4*8*4*75	4	8	4	75	90°
4*8*4*100	4	8	4	100	90°
5*10*5*50	5	10	5	50	90°
5*10*5*75	5	10	5	75	90°
5*10*5*100	5	10	5	100	90°
6*12*6*50	6	12	6	50	90°
6*12*6*75	6	12	6	75	90°
6*12*6*100	6	12	6	100	90°
8*16*8*60	8	16	8	60	90°

型号 Type	规格Specification				角度 Angle
	刃径D	刃长Lc	柄径d	总长L	
8*16*8*75	8	16	8	75	90°
8*16*8*100	8	16	8	100	90°
10*20*10*75	10	20	10	75	90°
10*20*10*100	10	20	10	100	90°
12*24*12*75	12	24	12	75	90°
12*24*12*100	12	24	12	100	90°
14*28*14*100	14	28	14	100	90°
14*28*14*150	14	28	14	150	90°
16*32*16*100	16	32	16	100	90°
16*32*16*150	16	32	16	150	90°
18*36*18*100	18	36	18	100	90°
18*36*18*150	18	36	18	150	90°
20*40*20*100	20	40	20	100	90°
20*40*20*150	20	40	20	150	90°

◎ 适用被加工材料及切削参数表 TABLE OF APPLICABLE PROCESSED MATERIALS AND CUTTING PARAMETERS

适用材料 Applicable materials		切深a_p	切宽a_e	线速度v_c	进给f_z
P	碳钢、合金钢 Carbon steel, alloy steel			120m/min	0.05D mm/z
M	不锈钢 Stainless steel				
K	铸铁 Cast Iron			90m/min	0.05D mm/z
N	铝合金 Aluminum Alloy steel				
S	高温合金 Super alloy				
H	高硬钢 Hardened Steel				

按照被加工材料的不同材质和硬度，切削参数做适当的调整。
Please adjust the parameters according to the material and hardness of work pieces.

58度铝用定点钻

HRC5S CARBIDE FIXED POINT DRILL FOR ALUMINUM



型号 Type	规格Specification				角度 Angle
	刃径D	刃长Lc	柄径d	总长L	
3*6*3*50	3	6	3	50	90°
3*6*3*75	3	6	3	75	90°
3*6*3*100	3	6	3	100	90°
2*4*4*50	2	4	4	50	90°
3*6*4*50	3	6	4	50	90°
4*8*4*50	4	8	4	50	90°
4*8*4*75	4	8	4	75	90°
4*8*4*100	4	8	4	100	90°
5*10*5*50	5	10	5	50	90°
5*10*5*75	5	10	5	75	90°
5*10*5*100	5	10	5	100	90°
6*12*6*50	6	12	6	50	90°
6*12*6*75	6	12	6	75	90°
6*12*6*100	6	12	6	100	90°
8*16*8*60	8	16	8	60	90°

型号 Type	规格Specification				角度 Angle
	刃径D	刃长Lc	柄径d	总长L	
8*16*8*75	8	16	8	75	90°
8*16*8*100	8	16	8	100	90°
10*20*10*75	10	20	10	75	90°
10*20*10*100	10	20	10	100	90°
12*24*12*75	12	24	12	75	90°
12*24*12*100	12	24	12	100	90°
14*28*14*100	14	28	14	100	90°
14*28*14*150	14	28	14	150	90°
16*32*16*100	16	32	16	100	90°
16*32*16*150	16	32	16	150	90°
18*36*18*100	18	36	18	100	90°
18*36*18*150	18	36	18	150	90°
20*40*20*100	20	40	20	100	90°
20*40*20*150	20	40	20	150	90°

◎ 适用被加工材料及切削参数表 TABLE OF APPLICABLE PROCESSED MATERIALS AND CUTTING PARAMETERS

适用材料 Applicable materials		切深a_p	切宽a_e	线速度v_c	进给f_z
P	碳钢、合金钢 Carbon steel, alloy steel				
M	不锈钢 Stainless steel				
K	铸铁 Cast Iron				
N	铝合金 Aluminum Alloy steel			130m/min	0.05D mm/z
S	高温合金 Super alloy				
H	高硬钢 Hardened Steel				

按照被加工材料的不同材质和硬度，切削参数做适当的调整。
Please adjust the parameters according to the material and hardness of work pieces.

58度4刃倒角刀

HRC58 CARBIDE 4 FLUTES CHAMFER MILL



型号 Type	规格Specification		角度 Angle
	柄径d	总长L	
4*50*90°	4	50	90°
6*50*90°	6	50	90°
8*60*90°	6	60	90°

型号 Type	规格Specification		角度 Angle
	柄径d	总长L	
10*75*90°	10	75	90°
12*75*90°	12	75	90°

◎ 适用被加工材料及切削参数表 TABLE OF APPLICABLE PROCESSED MATERIALS AND CUTTING PARAMETERS

适用材料 Applicable materials		切深a_p	切宽a_e	线速度v_c	进给f_z
P	碳钢、合金钢 Carbon steel, alloy steel	≤1.5D	≤0.15D		
M	不锈钢 Stainless steel				
K	铸铁 Cast Iron	≤1.5D	≤0.15D		
N	铝合金 Aluminum Alloy steel				
S	高温合金 Super alloy				
H	高硬钢 Hardened Steel				

按照被加工材料的不同材质和硬度，切削参数做适当的调整。
Please adjust the parameters according to the material and hardness of work pieces.

58度钢用微径铣刀

HRC58 CARBIDE 2 FLUTES MICRO END MILL

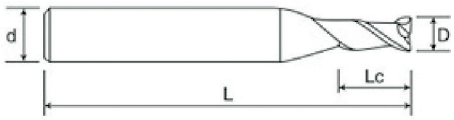

型号 Type	规格Specification				角度 Angle
	刃径D	刃长Lc	柄径d	总长L	
0.20.4*4*50	0.2	0.4	4	50	2
0.3~0.6*4*50	0.3	0.6	4	50	2
0.4*0.8*4*50	0.4	0.8	4	50	2
0.5*1*4*50	0.5	1	4	50	2

型号 Type	规格Specification				角度 Angle
	刃径D	刃长Lc	柄径d	总长L	
0.6*1.2*4*50	0.6	1.2	4	50	2
0.7*1.4*4*50	0.7	1.4	4	50	2
0.8*1.6*4*50	0.8	1.6	4	50	2
0.9*1.8*4*50	0.9	1.8	4	50	2

◎ 适用被加工材料及切削参数表 TABLE OF APPLICABLE PROCESSED MATERIALS AND CUTTING PARAMETERS

适用材料 Applicable materials		切深a_p	切宽a_e	线速度v_c	进给f_z
P	碳钢、合金钢 Carbon steel, alloy steel	≤1.5D	≤0.15D		
M	不锈钢 Stainless steel				
K	铸铁 Cast Iron	≤1.5D	≤0.15D		
N	铝合金 Aluminum Alloy steel				
S	高温合金 Super alloy				
H	高硬钢 Hardened Steel				

按照被加工材料的不同材质和硬度，切削参数做适当的调整。
Please adjust the parameters according to the material and hardness of work pieces.

58度铝用微径铣刀

HRC58 CARBIDE 2 FLUTES MICRO END MILL FOR ALUMINUM

型号 Type	规格Specification				角度 Angle
	刃径D	刃长Lc	柄径d	总长L	
0.2*0.4*4*50	0.2	0.4	4	50	2
0.3*0.6*4*50	0.3	0.6	4	50	2
0.4*0.8*4*50	0.4	0.8	4	50	2
0.5*1*4*50	0.5	1	4	50	2

型号 Type	规格Specification				角度 Angle
	刃径D	刃长Lc	柄径d	总长L	
0.6*1.2*4*50	0.6	1.2	4	50	2
0.7*1.4*4*50	0.7	1.4	4	50	2
0.8*1.6*4*50	0.8	1.6	4	50	2
0.9*1.8*4*50	0.9	1.8	4	50	2

◎ 适用被加工材料及切削参数表 TABLE OF APPLICABLE PROCESSED MATERIALS AND CUTTING PARAMETERS

适用材料 Applicable materials		切深a_p	切宽a_e	线速度v_c	进给f_z
P	碳钢、合金钢 Carbon steel, alloy steel	≤1.5D	≤0.15D		
M	不锈钢 Stainless steel				
K	铸铁 Cast Iron	≤1.5D	≤0.15D		
N	铝合金 Aluminum Alloy steel				
S	高温合金 Super alloy				
H	高硬钢 Hardened Steel				

按照被加工材料的不同材质和硬度，切削参数做适当的调整。
Please adjust the parameters according to the material and hardness of work pieces.

55度4刃钨钢铣刀

HRC55 CARBIDE4 FLUTES STANDARD LENGTH END MILL

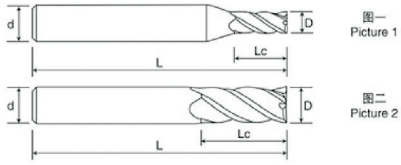

型号 Type	规格Specification				刃数 Flutes
	刃径D	刃长Lc	柄径d	总长L	
3*8*3*50	3	8	3	50	4
3*12*3*75	3	12	3	75	4
3*15*3*100	3	15	3	100	4
1*3*4*50	1	3	4	50	4
1.5*4*4*50	1.5	4	4	50	4
2*5*4*50	2	5	4	50	4
2.5*7*4*50	2.5	7	4	50	4
3*8*4*50	3	8	4	50	4
3.5*10*4*50	3.5	10	4	50	4
4*10*4*50	4	10	4	50	4
4*16*4*75	4	16	4	75	4
4*20*4*100	4	20	4	100	4
1*3*4*75	1	3	4	75	4
1.5*4*4*75	5	4	4	75	4
2*5*4*75	2	5	4	75	4
2.5*7*4*75	2.5	7	4	75	4
3*8*4*75	3	8	4	75	4
5*13*5*50	5	13	5	50	4
5*20*5*75	5	20	5	75	4
5*25*5*100	5	25	5	100	4
1*3*6*50	1	3	6	50	4
1.5*4*6*50	1.5	4	6	50	4
2*5*6*50	2	5	6	50	4
2.5*7*6*50	2.5	7	6	50	4
3*8*6*50	3	8	6	50	4
3.5*10*6*50	3.5	10	6	50	4
4*10*6*50	4	10	6	50	4
4.5*12*6*50	4.5	12	6	50	4
5*13*6*50	5	13	6	50	4

型号 Type	规格Specification				刃数 Flutes
	刃径D	刃长Lc	柄径d	总长L	
5.5*15*6*50	5.5	15	6	50	4
6*15*6*50	6	15	6	50	4
6*25*6*75	6	25	6	75	4
6*30*6*100	6	30	6	100	4
6*40*6*150	6	40	6	150	4
7*18*8*60	7	18	8	60	4
8*20*8*60	8	20	8	60	4
8*28*8*75	8	28	8	75	4
8*35*8*100	8	35	8	100	4
8*50*8*150	8	50	8	150	4
9*23*10*75	9	23	10	75	4
10*25*10*75	10	25	10	75	4
10*40*10*100	10	40	10	100	4
10*50*10*150	10	50	10	150	4
11*28*12*75	11	28	12	75	4
12*30*12*75	12	30	12	75	4
12*45*12*100	12	45	12	100	4
12*60*12*150	12	60	12	150	4
13*45*14*100	13	45	14	100	4
14*35*14*80	14	35	14	80	4
14*45*14*100	14	45	14	100	4
14*60*14*150	14	60	14	150	4
15*45*16*100	15	45	16	100	4
16*45*16*100	16	45	16	100	4
16*60*16*150	16	60	16	150	4
18*45*18*100	18	45	18	100	4
18*70*18*150	18	70	18	150	4
20*45*20*100	20	45	20	100	4
20*70*20*150	20	70	20	150	4

◎ 适用被加工材料及切削参数表 TABLE OF APPLICABLE PROCESSED MATERIALS AND CUTTING PARAMETERS

适用材料 Applicable materials		切深a_p	切宽a_e	线速度v_c	进给f_z
P	碳钢、合金钢 Carbon steel, alloy steel	≤1.5D	≤0.15D	170m/min	0.008D mm/z
M	不锈钢 Stainless steel				
K	铸铁 Cast Iron	≤1.5D	≤0.15D	150m/min	0.0065D mm/z
N	铝合金 Aluminum Alloy steel				
S	高温合金 Super alloy				
H	高硬钢 Hardened Steel				

按照被加工材料的不同材质和硬度，切削参数做适当的调整。
Please adjust the parameters according to the material and hardness of work pieces.

55度2刃钨钢铣刀

HRC55 CARBIDE 2 FLUTES STANDARD LENGTH END MILL

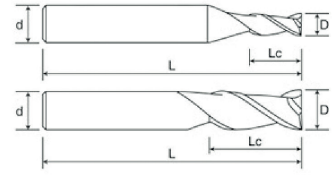

图一 Picture 1

图二 Picture 2

型号 Type	规格Specification				刃数 Flutes
	刃径D	刃长Lc	柄径d	总长L	
3*8*3*50	3	8	3	50	2
3*12*3*75	3	12	3	75	2
3*15*3*100	3	15	3	100	2
1*3*4*50	1	3	4	50	2
1.5*4*4*50	1.5	4	4	50	2
2*5*4*50	2	5	4	50	2
2.5*7*4*50	2.5	7	4	50	2
3*8*4*50	3	8	4	50	2
3.5*10*4*50	3.5	10	4	50	2
4*10*4*50	4	10	4	50	2
4*16*4*75	4	16	4	75	2
4*20*4*100	4	20	4	100	2
5*13*5*50	5	13	5	50	2
5*20*5*75	5	20	5	75	2
5*25*5*100	5	25	5	100	2
1*3*6*50	1	3	6	50	2
1.5*4*6*50	1.5	4	6	50	2
2*5*6*50	2	5	6	50	2
2.5*7*6*50	2.5	7	6	50	2
3*8*6*50	3	8	6	50	2
3.5*10*6*50	3.5	10	6	50	2
4*10*6*50	4	10	6	50	2
4.5*12*6*50	4.5	12	6	50	2
5*13*6*50	5	13	6	50	2
5.5*15*6*50	5.5	15	6	50	2
6*15*6*50	6	15	6	50	2
6*25*6*75	6	25	6	75	2

型号 Type	规格Specification				刃数 Flutes
	刃径D	刃长Lc	柄径d	总长L	
6*30*6*100	6	30	6	100	2
6*40*6*150	6	40	6	150	2
7*18*8*60	7	18	8	60	2
8*20*8*60	8	20	8	60	2
8*28*8*75	8	28	8	75	2
8*35*8*100	8	35	8	100	2
8*50*8*150	8	50	9	150	2
9*23*10*75	9	23	10	75	2
10*25*10*75	10	25	10	75	2
10*40*10*100	10	40	10	100	2
10*50*10*150	10	50	10	150	2
11*28*12*75	11	28	12	75	2
12*30*12*75	12	30	12	75	2
12*45*12*100	12	45	12	100	2
12*60*12*150	12	60	12	150	2
13*45*14*100	13	45	14	100	2
14*35*14*80	14	35	14	80	2
14*45*14*100	14	45	14	100	2
14*60*14*150	14	60	14	150	2
15*45*16*100	15	45	16	100	2
16*45*16*100	16	45	16	100	2
16*60*16*150	16	60	16	150	2
18*45*18*100	18	45	18	100	2
18*70*18*150	18	70	18	150	2
20*45*20*100	20	45	20	100	2
20*70*20*150	20	70	20	150	2

◎ 适用被加工材料及切削参数表 TABLE OF APPLICABLE PROCESSED MATERIALS AND CUTTING PARAMETERS

适用材料 Applicable materials		切深a_p	切宽a_e	线速度v_c	进给f_z
P	碳钢、合金钢 Carbon steel, alloy steel	≤1.5D	≤0.15D	170m/min	0.008D mm/z
M	不锈钢 Stainless steel				
K	铸铁 Cast Iron	≤1.5D	≤0.15D	150m/min	0.0065D mm/z
N	铝合金 Aluminum Alloy steel				
S	高温合金 Super alloy				
H	高硬钢 Hardened Steel				

按照被加工材料的不同材质和硬度，切削参数做适当的调整。
Please adjust the parameters according to the material and hardness of work pieces.

55度3刃双刃带铝用刀

HRC55 CARBIDE 3 FLUTES STANDARD LENGTH END MILL FOR ALUMINUM

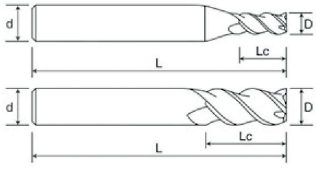

型号 Type	规格Specification				刃数 Flutes
	刃径D	刃长Lc	柄径d	总长L	
3*9*3*50	3	9	3	50	3
3*12*3*75	3	12	3	75	3
3*15*3*100	3	15	3	100	3
2*6*4*50	2	6	4	50	3
2.5*8*4*50	2.5	8	4	50	3
3*9*4*50	3	9	4	50	3
3.5*12*4*50	3.5	12	4	50	3
4*12*4*50	4	12	4	50	3
4*20*4*75	4	20	4	75	3
4*25*4*100	4	25	4	100	3
5*15*5*50	5	15	5	50	3
5*20*5*75	5	20	5	75	3
5*25*5*100	5	25	5	100	3
2*6*6*50	2	6	6	50	3
2.5*8*6*50	2.5	8	6	50	3
3*9*6*50	3	9	6	50	3
3.5*12*6*50	3.5	12	6	50	3
4*12*6*50	4	12	6	50	3
4.5*14*6*50	4.5	14	6	50	3
5*15*6*50	5	15	6	50	3
5.5*18*6*50	5.5	18	6	50	3
6*18*6*50	6	18	6	50	3
6*30*6*75	6	30	6	75	3
6*30*6*100	6	30	6	100	3
6*40*6*150	6	40	6	150	3

型号 Type	规格Specification				刃数 Flutes
	刃径D	刃长Lc	柄径d	总长L	
7*21*8*60	7	21	8	60	3
8*24*8*60	8	24	8	60	3
8*35*8*75	8	35	8	75	3
8*40*8*100	8	40	8	100	3
8*50*8*150	8	50	8	150	3
9*27*10*75	9	27	10	75	3
10*30*10*75	10	30	10	75	3
10*40*10*100	10	40	10	100	3
10*50*10*150	10	50	10	150	3
11*33*12*75	11	33	12	75	3
12*36*12*75	12	36	12	75	3
12*45*12*100	12	45	12	100	3
12*60*12*150	12	60	12	150	3
13*45*14*100	13	45	14	100	3
14*35*14*80	14	35	14	80	3
14*45*14*100	14	45	14	100	3
14*65*14*150	14	65	14	150	3
15*45*16*100	15	45	16	100	3
16*45*16*100	16	45	16	100	3
16*65*16*150	16	65	16	150	3
18*45*18*100	18	45	18	100	3
18*70*18*150	18	70	18	150	3
20*45*20*100	20	45	20	100	3
20*70*20*150	20	70	20	150	3

◎ 适用被加工材料及切削参数表 TABLE OF APPLICABLE PROCESSED MATERIALS AND CUTTING PARAMETERS

适用材料 Applicable materials		切深a_p	切宽a_e	线速度v_c	进给f_z
P	碳钢、合金钢 Carbon steel, alloy steel				
M	不锈钢 Stainless steel				
K	铸铁 Cast Iron				
N	铝合金 Aluminum Alloy steel	≤1.5D	≤0.2D	150(60-350)m/min	0.0075D mm/z
S	高温合金 Super alloy				
H	高硬钢 Hardened Steel				

按照被加工材料的不同材质和硬度，切削参数做适当的调整。
Please adjust the parameters according to the material and hardness of work pieces.

55度2刃双刃带铝用刀

HRC55 CARBIDE 2 FLUTES STANDARD LENGTH END MILL FOR ALUMINUM

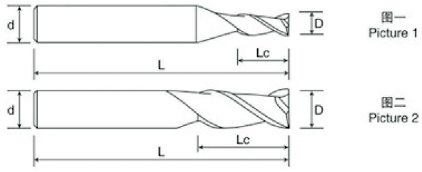

型号 Type	规格Specification				刃数 Flutes
	刃径D	刃长Lc	柄径d	总长L	
3*9*3*50	3	9	3	50	2
3*12*3*75	3	12	3	75	2
3*15*3*100	3	15	3	100	2
2*6*4*50	2	6	4	50	2
2.5*8*4*50	2.5	8	4	50	2
3*9*4*50	3	9	4	50	2
3.5*12*4*50	3.5	12	4	50	2
4*12*4*50	4	12	4	50	2
4*20*4*75	4	20	4	75	2
4*25*4*100	4	25	4	100	2
5*15*5*50	5	15	5	50	2
5*20*5*75	5	20	5	75	2
5*25*5*100	5	25	5	100	2
2*6*6*50	2	6	6	50	2
2.5*8*6*50	2.5	8	6	50	2
3*9*6*50	3	9	6	50	2
3.5*12*6*50	3.5	12	6	50	2
4*12*6*50	4	12	6	50	2
4.5*14*6*50	4.5	14	6	50	2
5*15*6*50	5	15	6	50	2
5.5*18*6*50	5.5	18	6	50	2
6*18*6*50	6	18	6	50	2
6*30*6*75	6	30	6	75	2
6*30*6*100	6	30	6	100	2

型号 Type	规格Specification				刃数 Flutes
	刃径D	刃长Lc	柄径d	总长L	
6*40*6*150	6	40	6	150	2
7*21*8*60	7	21	8	60	2
8*24*8*60	8	24	8	60	2
8*35*8*75	8	35	8	75	2
8*40*8*100	8	40	8	100	2
8*50*8*150	8	50	8	150	2
9*27*10*75	9	27	10	75	2
10*30*10*75	10	30	10	75	2
10*40*10*100	10	40	10	100	2
10*50*10*150	10	50	10	150	2
11*33*12*75	11	33	12	75	2
12*36*12*75	12	36	12	75	2
12*45*12*100	12	45	12	100	2
12*60*12*150	12	60	12	150	2
14*35*14*80	14	35	14	80	2
14*45*14*100	14	45	14	100	2
14*65*14*150	14	65	14	150	2
16*45*16*100	16	45	16	100	2
16*65*16*150	16	65	16	150	2
18*45*18*100	18	45	18	100	2
18*70*18*150	18	70	18	150	2
20*45*20*100	20	45	20	100	2
20*70*20*150	20	70	20	150	2

◎ 适用被加工材料及切削参数表 TABLE OF APPLICABLE PROCESSED MATERIALS AND CUTTING PARAMETERS

适用材料 Applicable materials		切深a_p	切宽a_e	线速度v_c	进给f_z
P	碳钢、合金钢 Carbon steel, alloy steel				
M	不锈钢 Stainless steel				
K	铸铁 Cast Iron				
N	铝合金 Aluminum Alloy steel	≤1.5D	≤0.2D	150(60-350)m/min	0.009D mm/z
S	高温合金 Super alloy				
H	高硬钢 Hardened Steel				

按照被加工材料的不同材质和硬度，切削参数做适当的调整。
Please adjust the parameters according to the material and hardness of work pieces.

55度2刃钨钢球刀

HRC55 CARBIDE 2 FLUTES STANDARD LENGTH BALL NOSE END MILL



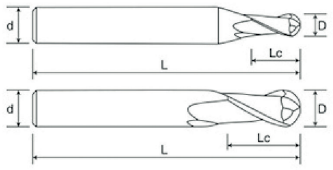

型号 Type	规格Specification				刃数 Flutes
	刃径D	刃长Lc	柄径d	总长L	
R1.5*6*3*50	1.5	6	3	50	2
R1.5*6*3*75	1.5	6	3	75	2
R1.5*6*3*100	1.5	6	3	100	2
R0.5*2*4*50	0.5	2	4	50	2
R0.75*3*4*50	0.75	3	4	50	2
R1*4*4*50	1	4	4	50	2
R1.25*5*4*50	1.25	5	4	50	2
R1.5*6*4*50	1.5	6	4	50	2
R1.75*7*4*50	1.75	7	4	50	2
R2*8*4*50	2	8	4	50	2
R2*8*4*75	2	8	4	75	2
R2*8*4*100	2	8	4	100	2
R0.5*2*4*75	0.5	2	4	75	2
R0.75*3*4*75	0.75	3	4	75	2
R1*4*4*75	1	4	4	75	2
R1.25*5*4*75	1.25	5	4	75	2
R1.5*6*4*75	1.5	6	4	75	2
R2.5*10*5*50	2.5	10	5	100	2
R2.5*10*5*75	2.5	10	6	50	2
R2.5*10*5*100	2.5	10	5	100	2
R0.5*2*6*50	0.5	2	6	50	2
R0.75*3*6*50	0.75	3	6	50	2
R1*4*6*50	1	4	6	50	2
R1.25*5*6*50	1.25	5	6	50	2
R1.5*6*6*50	1.5	6	6	50	2
R1.75*7*6*50	1.75	7	6	50	2
R2*8*6*50	2	8	6	50	2
R2.5*10*6*50	2.5	10	6	50	2

型号 Type	规格Specification				刃数 Flutes
	刃径D	刃长Lc	柄径d	总长L	
R3*12*6*50	3	12	6	50	2
R3*12*6*75	3	12	6	75	2
R3*12*6*100	3	12	6	100	2
R3*12*6*150	3	12	6	150	2
R3.5*14*8*60	3.5	14	8	60	2
R4*16*8*60	4	16	8	60	2
R4*16*8*75	4	16	8	75	2
R4*16*8*100	4	16	8	100	2
R4*16*8*150	4	16	8	150	2
R4.5*18*10*75	4.5	18	10	75	2
R5*20*10*75	5	20	10	75	2
R5*20*10*100	5	20	10	100	2
R5*20*10*150	5	20	10	150	2
R5.5*22*12*75	5.5	22	12	75	2
R6*24*12*75	6	24	12	75	2
R6*24*12*100	6	24	12	100	2
R6*24*12*150	6	24	12	150	2
R6.5*26*14*100	6.5	26	14	100	2
R7*28*14*80	7	28	14	80	2
R7*28*14*100	7	28	14	100	2
R7*28*14*150	7	28	14	150	2
R8*32*16*100	8	32	16	100	2
R8*32*16*150	8	32	16	150	2
R9*36*18*100	9	36	18	100	2
R9*36*18*150	9	36	18	150	2
R10*40*20*100	10	40	20	100	2
R10*40*20*150	10	40	20	150	2

◎ 适用被加工材料及切削参数表 TABLE OF APPLICABLE PROCESSED MATERIALS AND CUTTING PARAMETERS

适用材料 Applicable materials		切深a_p	切宽a_e	线速度v_c	进给f_z
P	碳钢、合金钢 Carbon steel, alloy steel	≤0.2D	≤0.3D	150m/min	0.009D mm/z
M	不锈钢 Stainless steel				
K	铸铁 Cast Iron	≤0.2D	≤0.2D	130m/min	0.009D mm/z
N	铝合金 Aluminum Alloy steel				
S	高温合金 Super alloy				
H	高硬钢 Hardened Steel				

按照被加工材料的不同材质和硬度，切削参数做适当的调整。
Please adjust the parameters according to the material and hardness of work pieces.

55度4刃钨钢球刀

HRC55 CARBIDE 4 FLUTES STANDARD LENGTH BALL NOSE END MILL

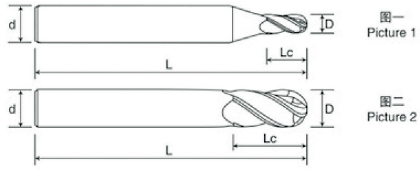

型号 Type	规格Specification				刃数 Flutes
	刃径D	刃长Lc	柄径d	总长L	
R1.5*6*3*50	1.5	6	3	50	4
R1.5*6*3*75	1.5	6	3	75	4
R1.5*6*3*100	1.5	6	3	100	4
R0.5*2*4*50	0.5	2	4	50	4
R0.75*3*4*50	0.75	3	4	50	4
R1*4*4*50	1	4	4	50	4
R1.25*5*4*50	1.25	5	4	50	4
R1.5*6*4*50	1.5	6	4	50	4
R1.75*7*4*50	1.75	7	4	50	4
R2*8*4*50	2	8	4	50	4
R2*8*4*75	2	8	4	75	4
R2*8*4*100	2	8	4	100	4
R2.5*10*5*50	2.5	10	5	50	4
R2.5*10*5*75	2.5	10	5	75	4
R2.5*10*5*100	2.5	10	5	100	4
R2.5*10*6*50	2.5	10	6	50	4
R3*12*6*50	3	12	6	50	4
R3*12*6*75	3	12	6	75	4
R3*12*6*100	3	12	6	100	4
R3*12*6*150	3	12	6	150	4
R1.5*6*6*50	1.5	6	6	50	4
R3.5*14*8*60	3.5	14	8	60	4

型号 Type	规格Specification				刃数 Flutes
	刃径D	刃长Lc	柄径d	总长L	
R4*16*8*60	4	16	8	60	4
R4*16*8*75	4	16	8	75	4
R4*16*8*100	4	16	8	100	4
R4*16*8*150	4	16	8	150	4
R4.5*18*10*75	4.5	18	10	75	4
R5*20*10*75	5	20	10	75	4
R5*20*10*100	5	20	10	100	4
R5*20*10*150	5	20	10	150	4
R5.5*22*12*75	5.5	22	12	75	4
R6*24*12*75	6	24	12	75	4
R6*24*12*100	6	24	12	100	4
R6*24*12*150	6	24	12	150	4
R6.5*26*14*100	6.5	26	14	100	4
R7*28*14*80	7	28	14	80	4
R7*28*14*100	7	28	14	100	4
R7*28*14*150	7	28	14	150	4
R8*32*16*100	8	32	16	100	4
R8*32*16*150	8	32	16	150	4
R9*36*18*100	9	36	18	100	4
R9*36*18*150	9	36	18	150	4
R10*40*20*100	10	40	20	100	4
R10*40*20*150	10	40	20	150	

◎ 适用被加工材料及切削参数表 TABLE OF APPLICABLE PROCESSED MATERIALS AND CUTTING PARAMETERS

适用材料 Applicable materials		切深a_p	切宽a_e	线速度v_c	进给f_z
P	碳钢、合金钢 Carbon steel, alloy steel	≤0.2D	≤0.3D	150m/min	0.009D mm/z
M	不锈钢 Stainless steel				
K	铸铁 Cast Iron	≤0.2D	≤0.2D	130m/min	0.009D mm/z
N	铝合金 Aluminum Alloy steel				
S	高温合金 Super alloy				
H	高硬钢 Hardened Steel				

按照被加工材料的不同材质和硬度，切削参数做适当的调整。
Please adjust the parameters according to the material and hardness of work pieces.

55度2刃铝用球刀

HRC55 CARBIDE 2 FLUTES STANDARD LENGTH BALL NOSE END MILL FOR ALUMINUM

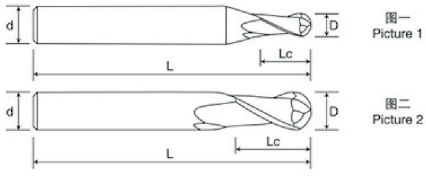

型号 Type	规格Specification				刃数 Flutes
	刃径D	刃长Lc	柄径d	总长L	
R1.5*6*3*50	1.5	6	3	50	2
R1.5*6*3*75	1.5	6	3	75	2
R1.5*6*3*100	1.5	6	3	100	2
R0.5*2*4*50	0.5	2	4	50	2
R0.75*3*4*50	0.75	3	4	50	2
R1*4*4*50	1	4	4	50	2
R1.25*5*4*50	1.25	5	4	50	2
R1.5*6*4*50	1.5	6	4	50	2
R1.75*7*4*50	1.75	7	4	50	2
R2*8*4*50	2	8	4	50	2
R2*8*4*75	2	8	4	75	2
R2*8*4*100	2	8	4	100	2
R2.5*10*5*50	2.5	10	5	50	2
R2.5*10*5*75	2.5	10	5	75	2
R2.5*10*5*100	2.5	10	5	100	2
R2.5*10*6*50	2.5	10	6	50	2
R3*12*6*50	3	12	6	50	2
R3*12*6*75	3	12	6	75	2
R3*12*6*100	3	12	6	100	2
R3*12*6*150	3	12	6	150	2
R3.5*14*8*60	3.5	14	8	60	2
R4*16*8*60	4	16	8	60	2

型号 Type	规格Specification				刃数 Flutes
	刃径D	刃长Lc	柄径d	总长L	
R4*16*8*75	4	16	8	75	2
R4*16*8*100	4	16	8	100	2
R4*16*8*150	4	16	8	150	2
R4.5*18*10*75	4.5	18	10	75	2
R5*20*10*75	5	20	10	75	2
R5*20*10*100	5	20	10	100	2
R5*20*10*150	5	20	10	150	2
R5.5*22*12*75	5.5	22	12	75	2
R6*24*12*75	6	24	12	75	2
R6*24*12*100	6	24	12	100	2
R6*24*12*150	6	24	12	150	2
R6.5*26*14*100	6.5	26	14	100	2
R7*28*14*80	7	28	14	80	2
R7*28*14*100	7	28	14	100	2
R7*28*14*150	7	28	14	150	2
R8*32*16*100	8	32	16	100	2
R8*32*16*150	8	32	16	150	2
R9*36*18*100	9	36	18	100	2
R9*36*18*150	9	36	18	150	2
R10*40*20*100	10	40	20	100	2
R10*40*20*150	10	40	20	150	2

◎ 适用被加工材料及切削参数表 TABLE OF APPLICABLE PROCESSED MATERIALS AND CUTTING PARAMETERS

适用材料 Applicable materials		切深a_p	切宽a_e	线速度v_c	进给f_z
P	碳钢、合金钢 Carbon steel, alloy steel				
M	不锈钢 Stainless steel				
K	铸铁 Cast Iron				
N	铝合金 Aluminum Alloy steel	≤0.3D	≤0.3D	150(60-350)m/min	0.02D mm/z
S	高温合金 Super alloy				
H	高硬钢 Hardened Steel				

按照被加工材料的不同材质和硬度，切削参数做适当的调整。
Please adjust the parameters according to the material and hardness of work pieces.

55度4刃圆鼻铣刀

HRC55 CARBIDE 4 FLUTES STANDARD LENGTH CORNER RADIUS END MILL

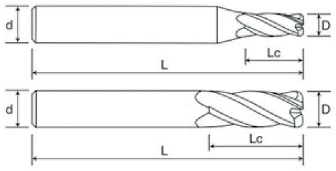

型号 Type	规格Specification				刃数 Flutes
	刃径D	刃长Lc	柄径d	总长L	
3*8*3*50	3	8	3	50	4
3*12*3*75	3	12	3	75	4
3*15*3*100	3	15	3	100	4
1*3*4*50	1	3	4	50	4
1.5*4*4*50	1.5	4	4	50	4
2*5*4*50	2	5	4	50	4
3*8*4*75	3	8	4	75	4
4*10*4*50	4	10	4	50	4
4*16*4*75	4	16	4	75	4
4*20*4*100	4	20	4	100	4
5*13*5*50	5	13	5	50	4
5*20*5*75	5	20	5	75	4
5*25*5*100	5	25	5	100	4
6*15*6*50	6	15	6	50	4

型号 Type	规格Specification				刃数 Flutes
	刃径D	刃长Lc	柄径d	总长L	
5*13*6*50	5	13	6	50	4
6*25*6*75	6	25	6	75	4
6*30*6*100	6	30	6	100	4
6*40*6*150	6	40	6	150	4
8*20*8*60	8	20	8	60	4
8*28*8*75	8	28	8	75	4
8*35*8*100	8	35	8	100	4
8*50*8*150	8	50	8	150	4
10*25*10*75	10	25	10	75	4
10*40*10*100	10	40	10	100	4
10*50*10*150	10	50	10	150	4
12*30*12*75	12	30	12	75	4
12*45*12*100	12	45	12	100	4
12*60*12*150	12	60	12	150	4

◎ 适用被加工材料及切削参数表 TABLE OF APPLICABLE PROCESSED MATERIALS AND CUTTING PARAMETERS

适用材料 Applicable materials		切深a_p	切宽a_e	线速度v_c	进给f_z
P	碳钢、合金钢 Carbon steel, alloy steel	≤1.5D	≤0.15D	180m/min	0.0085D mm/z
M	不锈钢 Stainless steel				
K	铸铁 Cast Iron	≤1.5D	≤0.15D	150m/min	0.007D mm/z
N	铝合金 Aluminum Alloy steel				
S	高温合金 Super alloy				
H	高硬钢 Hardened Steel				

按照被加工材料的不同材质和硬度，切削参数做适当的调整。
Please adjust the parameters according to the material and hardness of work pieces.

55度4刃钢用粗皮刀

HRC55 CARBIDE 4 FLUTES ROUGHING END MILL



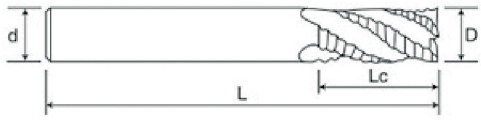

型号 Type	规格Specification				刃数 Flutes
	刃径D	刃长Lc	柄径d	总长L	
3*8*3*50	3	8	3	50	4
3*12*3*75	3	12	3	75	4
3*15*3*100	3	15	3	100	4
4*10*4*50	4	10	4	50	4
4*16*4*75	4	16	4	75	4
4*20*4*100	4	20	4	100	4
5*13*5*50	5	13	5	50	4
5*20*5*75	5	20	5	75	4
5*25*5*100	5	25	5	100	4
5*13*6*50	5	13	6	50	4
6*15*6*50	6	15	6	50	4
6*25*6*75	6	25	6	75	4
6*30*6*100	6	30	6	100	4
8*20*8*60	8	20	8	60	4

型号 Type	规格Specification				刃数 Flutes
	刃径D	刃长Lc	柄径d	总长L	
8*28*8*75	8	28	8	75	4
8*35*8*100	8	35	8	100	4
10*25*10*75	10	25	10	75	4
10*40*10100	10	40	10	100	4
12*30*12*75	12	30	12	75	4
12*45*12*100	12	45	12	100	4
14*45*14*100	14	45	14	100	4
14*60*14*150	14	60	14	150	4
16*45*16*100	16	45	16	100	4
16*60*16*150	16	60	16	150	4
18*45*18*100	18	45	18	100	4
18*70*18*150	18	70	18	150	4
20*45*20*100	20	45	20	100	4
20*70*20*150	20	70	20	150	4

◎ 适用被加工材料及切削参数表 TABLE OF APPLICABLE PROCESSED MATERIALS AND CUTTING PARAMETERS

适用材料 Applicable materials		切深a_p	切宽a_e	线速度v_c	进给f_z
P	碳钢、合金钢 Carbon steel, alloy steel	≤1.5D	≤0.3D	130m/min	0.006D mm/z
M	不锈钢 Stainless steel				
K	铸铁 Cast Iron	≤1.5D	≤0.3D	130m/min	0.006D mm/z
N	铝合金 Aluminum Alloy steel				
S	高温合金 Super alloy				
H	高硬钢 Hardened Steel				

按照被加工材料的不同材质和硬度，切削参数做适当的调整。
Please adjust the parameters according to the material and hardness of work pieces.

55度3刃铝用粗皮刀

HRC55 CARBIDE 3 FLUTES ROUGHING END MILL FOR ALUMINUM

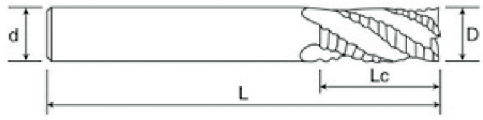

型号 Type	规格Specification				刃数 Flutes
	刃径D	刃长Lc	柄径d	总长L	
3*8*3*50	3	8	3	50	3
3*12*3*75	3	12	3	75	3
3*15*3*100	3	15	3	100	3
4*10*4*50	4	10	4	50	3
4*16*4*75	4	16	4	75	3
4*20*4*100	4	20	4	100	3
5*13*5*50	5	13	5	50	3
5*20*5*75	5	20	5	75	3
5*25*5*100	5	25	5	100	3
5*13*6*50	5	13	6	50	3
6*15*6*50	6	15	6	50	3
6*25*6*75	6	25	6	75	3
6*30*6*100	6	30	6	100	3
8*24*8*60	8	20	8	60	3

型号 Type	规格Specification				刃数 Flutes
	刃径D	刃长Lc	柄径d	总长L	
8*28*8*75	8	28	8	75	3
8*35*8*100	8	35	8	100	3
10*30*10*75	10	30	10	75	3
10*40*10*100	10	40	10	100	3
12*36*12*75	12	36	12	75	3
12*45*12*100	12	45	12	100	3
14*45*14*100	14	45	14	100	3
14*60*14*150	14	60	14	150	3
16*45*16*100	16	45	16	100	3
16*60*16*150	16	60	16	150	3
18*45*18*100	18	45	18	100	3
18*70*18*150	18	70	18	150	3
20*45*20*100	20	45	20	100	3
20*70*20*150	20	70	20	150	3

◎ 适用被加工材料及切削参数表 TABLE OF APPLICABLE PROCESSED MATERIALS AND CUTTING PARAMETERS

适用材料 Applicable materials		切深a_p	切宽a_e	线速度v_c	进给f_z
P	碳钢、合金钢 Carbon steel, alloy steel				
M	不锈钢 Stainless steel				
K	铸铁 Cast Iron				
N	铝合金 Aluminum Alloy steel	≤1.5D	≤0.3D	130m/min	0.008D mm/z
S	高温合金 Super alloy				
H	高硬钢 Hardened Steel				

按照被加工材料的不同材质和硬度，切削参数做适当的调整。
Please adjust the parameters according to the material and hardness of work pieces.

55度钢用定点钻

HRC55 CARBIDE RIGID FIXED POINT DRILL

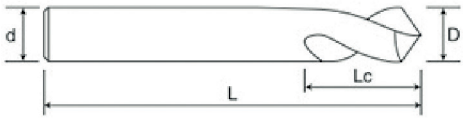

型号 Type	规格Specification				角度 Angle
	刃径D	刃长Lc	柄径d	总长L	
3*6*3*50	3	6	3	50	90°
3*6*3*75	3	6	3	75	90°
3*6*3*100	3	6	3	100	90°
2*4*4*50	2	4	4	50	90°
3*6*4*50	3	6	4	50	90°
4*8*4*50	4	8	4	50	90°
4*8*4*75	4	8	4	75	90°
4*8*4*100	4	8	4	100	90°
5*10*5*50	5	10	5	50	90°
5*10*5*75	5	10	5	75	90°
5*10*5*100	5	10	5	100	90°
6*12*6*50	6	12	6	50	90°
6*12*6*75	6	12	6	75	90°
6*12*6*100	6	12	6	100	90°
8*16*8*60	8	16	8	60	90°

型号 Type	规格Specification				角度 Angle
	刃径D	刃长Lc	柄径d	总长L	
8*16*8*75	8	16	8	75	90°
8*16*8*100	8	16	8	100	90°
10*20*10*75	10	20	10	75	90°
10*20*10*100	10	20	10	100	90°
12*24*12*75	12	24	12	75	90°
12*24*12*100	12	24	12	100	90°
14*28*14*100	14	28	14	100	90°
14*28*14*150	14	28	14	150	90°
16*32*16*100	16	32	16	100	90°
16*32*16*150	16	32	16	150	90°
18*36*18*100	18	36	18	100	90°
18*36*18*150	18	36	18	150	90°
20*40*20*100	20	40	20	100	90°
20*40*20*150	20	40	20	150	90°

◎ 适用被加工材料及切削参数表 TABLE OF APPLICABLE PROCESSED MATERIALS AND CUTTING PARAMETERS

适用材料 Applicable materials		切深a_p	切宽a_e	线速度v_c	进给f_z
P	碳钢、合金钢 Carbon steel, alloy steel			120m/min	0.05D mm/z
M	不锈钢 Stainless steel				
K	铸铁 Cast Iron			90m/min	0.05D mm/z
N	铝合金 Aluminum Alloy steel				
S	高温合金 Super alloy				
H	高硬钢 Hardened Steel				

按照被加工材料的不同材质和硬度，切削参数做适当的调整。
Please adjust the parameters according to the material and hardness of work pieces.

55度铝用定点钻

HRC55 CARBIDE FIXED POINT DRILL FOR ALUMINUM



型号 Type	规格Specification				角度 Angle
	刃径D	刃长Lc	柄径d	总长L	
3*6*3*50	3	6	3	50	90°
3*6*3*75	3	6	3	75	90°
3*6*3*100	3	6	3	100	90°
2*4*4*50	2	4	4	50	90°
3*6*4*50	3	6	4	50	90°
4*8*4*50	4	8	4	50	90°
4*8*4*75	4	8	4	75	90°
4*8*4*100	4	8	4	100	90°
5*10*5*50	5	10	5	50	90°
5*10*5*75	5	10	5	75	90°
5*10*5*100	5	10	5	100	90°
6*12*6*50	6	12	6	50	90°
6*12*6*75	6	12	6	75	90°
6*12*6*100	6	12	6	100	90°
8*16*8*60	8	16	8	60	90°

型号 Type	规格Specification				角度 Angle
	刃径D	刃长Lc	柄径d	总长L	
8*16*8*75	8	16	8	75	90°
8*16*8*100	8	16	8	100	90°
10*20*10*75	10	20	10	75	90°
10*20*10*100	10	20	10	100	90°
12*24*12*75	12	24	12	75	90°
12*24*12*100	12	24	12	100	90°
14*28*14*100	14	28	14	100	90°
14*28*14*150	14	28	14	150	90°
16*32*16*100	16	32	16	100	90°
16*32*16*150	16	32	16	150	90°
18*36*18*100	18	36	18	100	90°
18*36*18*150	18	36	18	150	90°
20*40*20*100	20	40	20	100	90°
20*40*20*150	20	40	20	150	90°

◎ 适用被加工材料及切削参数表 TABLE OF APPLICABLE PROCESSED MATERIALS AND CUTTING PARAMETERS

适用材料 Applicable materials		切深a_p	切宽a_e	线速度v_c	进给f_z
P	碳钢、合金钢 Carbon steel, alloy steel				
M	不锈钢 Stainless steel				
K	铸铁 Cast Iron				
N	铝合金 Aluminum Alloy steel			130m/min	0.05D mm/z
S	高温合金 Super alloy				
H	高硬钢 Hardened Steel				

按照被加工材料的不同材质和硬度，切削参数做适当的调整。
Please adjust the parameters according to the material and hardness of work pieces.

55度4刃倒角刀

HRC55 CARBIDE RIGID FIXED POINT DRILL



型号 Type	规格Specification		角度Angle
	柄径d	总长L	
4*50*90°	4	50	90°
6*50*90°	6	50	90°
8*60*90°	6	60	90°

型号 Type	规格Specification		角度Angle
	柄径d	总长L	
10*75*90°	10	75	90°
12*75*90°	12	75	90°

◎ 适用被加工材料及切削参数表 TABLE OF APPLICABLE PROCESSED MATERIALS AND CUTTING PARAMETERS

适用材料 Applicable materials		切深a_p	切宽a_e	线速度v_c	进给f_z
P	碳钢、合金钢 Carbon steel, alloy steel			120m/min	0.025D mm/z
M	不锈钢 Stainless steel				
K	铸铁 Cast Iron			90m/min	0.025D mm/z
N	铝合金 Aluminum Alloy steel				
S	高温合金 Super alloy				
H	高硬钢 Hardened Steel				

按照被加工材料的不同材质和硬度，切削参数做适当的调整。
Please adjust the parameters according to the material and hardness of work pieces.

55度钢用微径铣刀

HRC55 CARBIDE 2 FLUTES MICRO END MILL

型号 Type	规格Specification				角度 Angle
	刃径D	刃长Lc	柄径d	总长L	
0.2*0.4*4*50	0.2	0.4	4	50	2
0.3*0.6*4*50	0.3	0.6	4	50	2
0.4*0.8*4*50	0.4	0.8	4	50	2
0.5*1*4*50	0.5	1	4	50	2

型号 Type	规格Specification				角度 Angle
	刃径D	刃长Lc	柄径d	总长L	
0.6*1.2*4*50	0.6	1.2	4	50	2
0.7*1.4*4*50	0.7	1.4	4	50	2
0.8*1.6*4*50	0.8	1.6	4	50	2
0.9*1.8*4*50	0.9	1.8	4	50	2

◎ 适用被加工材料及切削参数表 TABLE OF APPLICABLE PROCESSED MATERIALS AND CUTTING PARAMETERS

适用材料 Applicable materials		切深a_p	切宽a_e	线速度v_c	进给f_z
P	碳钢、合金钢 Carbon steel, alloy steel	≤1.5D	≤0.15D		
M	不锈钢 Stainless steel				
K	铸铁 Cast Iron	≤1.5D	≤0.15D		
N	铝合金 Aluminum Alloy steel				
S	高温合金 Super alloy				
H	高硬钢 Hardened Steel				

按照被加工材料的不同材质和硬度，切削参数做适当的调整。
Please adjust the parameters according to the material and hardness of work pieces.

55度铝用微径铣刀

11RC55 CARBIDE 2 FLUTES MICRO END MILL FOR ALUMINUM

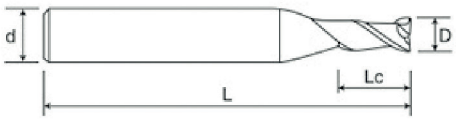

型号 Type	规格Specification				角度 Angle
	刃径D	刃长Lc	柄径d	总长L	
0.2*0.4*4*50	0.2	0.4	4	50	2
0.3*0.6*4*50	0.3	0.6	4	50	2
0.4*0.8*4*50	0.4	0.8	4	50	2
0.5*1*4*50	0.5	1	4	50	2

型号 Type	规格Specification				角度 Angle
	刃径D	刃长Lc	柄径d	总长L	
0.6*1.2*4*50	0.6	1.2	4	50	2
0.7*1.4*4*50	0.7	1.4	4	50	2
0.8*1.6*4*50	0.8	1.6	4	50	2
0.9*1.8*4*50	0.9	1.8	4	50	2

◎ 适用被加工材料及切削参数表 TABLE OF APPLICABLE PROCESSED MATERIALS AND CUTTING PARAMETERS

适用材料 Applicable materials		切深a_p	切宽a_e	线速度v_c	进给f_z
P	碳钢、合金钢 Carbon steel, alloy steel	≤1.5D	≤0.15D		
M	不锈钢 Stainless steel				
K	铸铁 Cast Iron	≤1.5D	≤0.15D		
N	铝合金 Aluminum Alloy steel				
S	高温合金 Super alloy				
H	高硬钢 Hardened Steel				

按照被加工材料的不同材质和硬度，切削参数做适当的调整。
Please adjust the parameters according to the material and hardness of work pieces.

50度4刃钨钢铣刀

HRC50 CARBIDE 4 FLUTES STANDARD LENGTH END MIL1

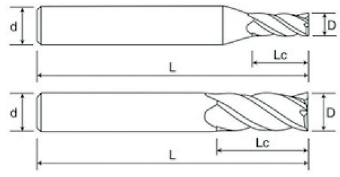

型号 Type	规格Specification				刃数 Flutes
	刃径D	刃长Lc	柄径d	总长L	
3*8*3*50	3	8	3	50	4
3*12*3*75	3	12	3	75	4
3*15*3*100	3	15	3	100	4
1*3*4*50	1	3	4	50	4
1.5*4*4*50	1.5	4	4	50	4
2*5*4*50	2	5	4	50	4
2.5*7*4*50	2.5	7	4	50	4
3*8*4*50	3	8	4	50	4
3.5*10*4*50	3.5	10	4	50	4
4*10*4*50	4	10	4	50	4
4*16*4*75	4	16	4	75	4
4*20*4*100	4	20	4	100	4
1*3*4*75	1	3	4	75	4
1.5*4*4*75	1.5	4	4	75	4
2*5*4*75	2	5	4	75	4
2.5*7*4*75	2.5	7	4	75	4
3*8*4*75	3	8	4	75	4
5*13*5*50	5	13	5	50	4
5*20*5*75	5	20	5	75	4
5*25*5*100	5	25	5	100	4
1*3*6*50	1	3	6	50	4
1.5*4*6*50	1.5	4	6	50	4
2*5*6*50	2	5	6	50	4
2.5*7*6*50	2.5	7	6	50	4
3*8*6*50	3	8	6	50	4
3.5*10*6*50	3.5	10	6	50	4
4*10*6*50	4	10	6	50	4
4.5*12*6*50	4.5	12	6	50	4
5*13*6*50	5	13	6	50	4

型号 Type	规格Specification				刃数 Flutes
	刃径D	刃长Lc	柄径d	总长L	
5.5*15*6*50	5.5	15	6	50	4
6*15*6*50	6	15	6	50	4
6*25*6*75	6	25	6	75	4
6*30*6*100	6	30	6	100	4
6*40*6*150	6	40	6	150	4
7*18*8*60	7	18	8	60	4
8*20*8*60	8	20	8	60	4
8*28*8*75	8	28	8	75	4
8*35*8*100	8	35	8	100	4
8*50*8*150	8	50	8	150	4
9*23*10*75	9	23	10	75	4
10*25*10*75	10	25	10	75	4
10*40*10*100	10	40	10	100	4
10*50*10*150	10	50	10	150	4
11*28*12*75	11	28	12	75	4
12*30*12*75	12	30	12	75	4
12*45*12*100	12	45	12	100	4
12*60*12*150	12	60	12	150	4
13*45*14*100	13	45	14	100	4
14*35*14*80	14	35	14	80	4
14*45*14*100	14	45	14	100	4
14*60*14*150	14	60	14	150	4
15*45*16*100	15	45	16	100	4
16*45*16*100	16	45	16	100	4
16*60*16*150	16	60	16	150	4
18*45*18*100	18	45	18	100	4
18*70*18*150	18	70	18	150	4
20*45*20*100	20	45	20	100	4
20*70*20*150	20	70	20	150	4

◎ 适用被加工材料及切削参数表 TABLE OF APPLICABLE PROCESSED MATERIALS AND CUTTING PARAMETERS

适用材料 Applicable materials		切深a_p	切宽a_e	线速度v_c	进给f_z
P	碳钢、合金钢 Carbon steel, alloy steel				
M	不锈钢 Stainless steel				
K	铸铁 Cast Iron	≤1D	≤0.12D	160m/min	0.0075D mm/z
N	铝合金 Aluminum Alloy steel				
S	高温合金 Super alloy				
H	高硬钢 Hardened Steel				

按照被加工材料的不同材质和硬度，切削参数做适当的调整。
Please adjust the parameters according to the material and hardness of work pieces.

50度2刃钨钢铣刀

HRC50 CARBIDE 2 FLUTES STANDARD LENGTH END MIL

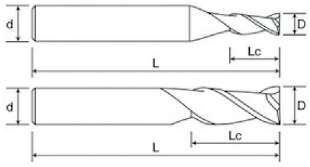

型号 Type	规格Specification				刃数 Flutes
	刃径D	刃长Lc	柄径d	总长L	
3*8*3*50	3	8	3	50	2
3*12*3*75	3	12	3	75	2
3*15*3*100	3	15	3	100	2
1*3*4*50	1	3	4	50	2
1.5*4*4*50	1.5	4	4	50	2
2*5*4*50	2	5	4	50	2
2.5*7*4*50	2.5	7	4	50	2
3*8*4*50	3	8	4	50	2
3.5*10*4*50	3.5	10	4	50	2
4*10*4*50	4	10	4	50	2
4*16*4*75	4	16	4	75	2
4*20*4*100	4	20	4	100	2
5*13*5*50	5	13	5	50	2
5*20*5*75	5	20	5	75	2
5*25*5*100	5	25	5	100	2
1*3*6*50	1	3	6	50	2
1.5*4*6*50	1.5	4	6	50	2
2*5*6*50	2	5	6	50	2
2.5*7*6*50	2.5	7	9	50	2
3*8*6*50	3	8	9	50	2
3.5*10*6*50	3.5	10	9	50	2
4*10*6*50	4	10	6	50	2
4.5*12*6*50	4.5	12	6	50	2
5*13*6*50	5	13	6	50	2
5.5*15*6*50	5.5	15	6	50	2
6*15*6*50	6	15	6	50	2
6*25*6*75	6	25	6	75	2

型号 Type	规格Specification				刃数 Flutes
	刃径D	刃长Lc	柄径d	总长L	
6*30*6*100	9	30	6	100	2
6*40*6*150	9	40	6	150	2
7*18*8*60	7	18	8	60	2
8*20*8*60	8	20	8	60	2
8*28*8*75	8	28	8	75	2
8*35*8*100	8	35	8	100	2
8*50*8*150	8	50	8	150	2
9*23*10*75	6	23	10	75	2
10*25*10*75	10	25	10	75	2
10*40*10*100	10	40	10	100	2
10*50*10*150	10	50	10	150	2
11*28*12*75	11	28	12	75	2
12*30*12*75	12	30	12	75	2
12*45*12*100	12	45	12	100	2
12*60*12*150	12	60	12	150	2
13*45*14*100	13	45	14	100	2
14*35*14*80	14	45	14	80	2
14*45*14*100	14	45	14	100	2
14*60*14*150	14	60	14	150	2
15*45*16*100	15	45	16	100	2
16*45*16*100	16	45	16	100	2
16*60*16*150	16	60	16	150	2
18*45*18*100	18	45	18	100	2
18*70*18*150	18	70	18	150	2
20*45*20*100	20	45	20	100	2
20*70*20*150	20	70	20	150	2

◎ 适用被加工材料及切削参数表 TABLE OF APPLICABLE PROCESSED MATERIALS AND CUTTING PARAMETERS

适用材料 Applicable materials		切深a_p	切宽a_e	线速度v_c	进给f_z
P	碳钢、合金钢 Carbon steel, alloy steel				
M	不锈钢 Stainless steel				
K	铸铁 Cast Iron	≤1D	≤0.12D	160m/min	0.008D mm/z
N	铝合金 Aluminum Alloy steel				
S	高温合金 Super alloy				
H	高硬钢 Hardened Steel				

按照被加工材料的不同材质和硬度，切削参数做适当的调整。
Please adjust the parameters according to the material and hardness of work pieces.

50度3刃双刃带铝用刀

HRC50 CARBIDE 3 FLUTES STANDARD LENGTH END MILL FOR ALUMINUM

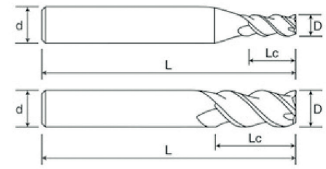

图一 Picture 1

图二 Picture 2

型号 Type	规格Specification				刃数 Flutes
	刃径D	刃长Lc	柄径d	总长L	
3*9*3*50	3	9	3	50	3
3*12*3*75	3	12	3	75	3
3*15*3*100	3	15	3	100	3
2*6*4*50	2	6	4	50	3
2.5*8*4*50	2.5	8	4	50	3
3*9*4*50	3	9	4	50	3
3.5*12*4*50	3.5	12	4	50	3
4*12*4*50	4	12	4	50	3
4*20*4*75	4	20	4	75	3
4*25*4*100	4	25	4	100	3
5*15*5*50	5	15	5	50	3
5*20*5*75	5	20	5	75	3
5*25*5*100	5	25	5	100	3
2*6*6*50	2	6	6	50	3
2.5*8*6*50	2.5	8	6	50	3
3*9*6*50	3	9	6	50	3
3.5*12*6*50	3.5	12	6	50	3
4*12*6*50	4	12	6	50	3
4.5*14*6*50	4.5	14	6	50	3
5*15*6*50	5	15	6	50	3
5.5*18*6*50	5.5	18	6	50	3
6*18*6*50	6	18	6	50	3
6*30*6*75	6	30	6	75	3
6*30*6*100	6	30	6	100	3

型号 Type	规格Specification				刃数 Flutes
	刃径D	刃长Lc	柄径d	总长L	
6*40*6*150	6	40	6	150	3
7*21*8*60	7	21	8	60	3
8*24*8*60	8	24	8	60	3
8*35*8*75	8	35	8	75	3
8*40*8*100	8	40	8	100	3
8*50*8*150	8	50	8	150	3
9*27*10*75	9	27	10	75	3
10*30*10*75	10	30	10	75	3
10*40*10*100	10	40	10	100	3
10*50*10*150	10	50	10	150	3
11*33*12*75	11	33	12	75	3
12*36*12*75	12	36	12	75	3
12*45*12*100	12	45	12	100	3
12*60*12*150	12	60	12	150	3
14*35*14*80	14	35	14	80	3
14*45*14*100	14	45	14	100	3
14*65*14*150	14	65	14	150	3
15*45*16*100	15	45	16	100	3
16*45*16*100	16	45	16	100	3
16*65*16*150	16	65	16	150	3
18*45*18*100	18	45	18	100	3
18*70*18*150	18	70	18	150	3
20*45*20*100	20	45	20	100	3
20*70*20*150	20	70	20	150	3

◎ 适用被加工材料及切削参数表 TABLE OF APPLICABLE PROCESSED MATERIALS AND CUTTING PARAMETERS

适用材料 Applicable materials		切深a_p	切宽a_e	线速度v_c	进给f_z
P	碳钢、合金钢 Carbon steel, alloy steel				
M	不锈钢 Stainless steel				
K	铸铁 Cast Iron				
N	铝合金 Aluminum Alloy steel	≤1.5D	≤0.2D	150(60-350)m/min	0.007D mm/z
S	高温合金 Super alloy				
H	高硬钢 Hardened Steel				

按照被加工材料的不同材质和硬度，切削参数做适当的调整。
Please adjust the parameters according to the material and hardness of work pieces.

50度2刃双刃带铝用刀

HRC50 CARBIDE 2 FLUTES STANDARD LENGTH END MILL FOR ALUMINUM

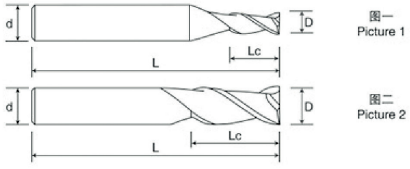

型号 Type	规格Specification				刃数 Flutes
	刃径D	刃长Lc	柄径d	总长L	
3*9*3*50	3	9	3	50	2
3*12*3*75	3	12	3	75	2
3*15*3*100	3	15	3	100	2
2*6*4*50	2	6	4	50	2
2.5*8*4*50	2.5	8	4	50	2
3*9*4*50	3	9	4	50	2
3.5*12*4*50	3.5	12	4	50	2
4*12*4*50	4	12	4	50	2
4*20*4*75	4	20	4	75	2
4*25*4*100	4	25	4	100	2
5*15*5*50	5	15	5	50	2
5*20*5*75	5	20	5	75	2
5*25*5*100	5	25	5	100	2
2*6*6*50	2	6	6	50	2
2.5*8*6*50	2.5	8	6	50	2
3*9*6*50	3	9	6	50	2
3.5*12*6*50	3.5	12	6	50	2
4*12*6*50	4	12	6	50	2
4.5*14*6*50	4.5	14	6	50	2
5*15*6*50	5	15	6	50	2
5.5*18*6*50	5.5	18	6	50	2
6*18*6*50	6	18	6	50	2
6*30*6*75	6	30	6	75	2
6*30*6*100	6	30	6	100	2

型号 Type	规格Specification				刃数 Flutes
	刃径D	刃长Lc	柄径d	总长L	
6*40*6*150	6	40	6	150	2
7*21*8*60	7	21	8	60	2
8*24*8*60	8	24	8	60	2
8*35*8*75	8	35	8	75	2
8*40*8*100	8	40	8	100	2
8*50*8*150	8	50	8	150	2
9*27*10*75	9	27	10	75	2
10*30*10*75	10	30	10	75	2
10*40*10*100	10	40	10	100	2
10*50*10*150	10	50	10	150	2
11*33*12*75	11	33	12	75	2
12*36*12*75	12	36	12	75	2
12*45*12*100	12	45	12	100	2
12*60*12*150	12	60	12	150	2
14*35*14*80	14	35	14	80	2
14*45*14*100	14	45	14	100	2
14*65*14*150	14	65	14	150	2
16*45*16*100	16	45	16	100	2
16*65*16*150	16	65	16	150	2
18*45*18*100	18	45	18	100	2
18*70*18*150	18	70	18	150	2
20*45*20*100	20	45	20	100	2
20*70*20*150	20	70	20	150	2

◎ 适用被加工材料及切削参数表 TABLE OF APPLICABLE PROCESSED MATERIALS AND CUTTING PARAMETERS

适用材料 Applicable materials		切深a_p	切宽a_e	线速度v_c	进给f_z
P	碳钢、合金钢 Carbon steel, alloy steel				
M	不锈钢 Stainless steel				
K	铸铁 Cast Iron				
N	铝合金 Aluminum Alloy steel	≤2.5D	≤0.15D	150(60-350)m/min	0.008D mm/z
S	高温合金 Super alloy				
H	高硬钢 Hardened Steel				

按照被加工材料的不同材质和硬度，切削参数做适当的调整。
Please adjust the parameters according to the material and hardness of work pieces.

50度2刃钨钢球刀

HRC50 CARBIDE 2 FLUTES STANDARD LENGTH BALL NOSE END MILL

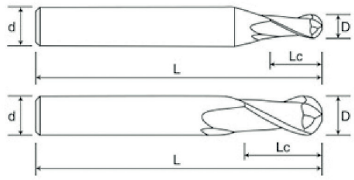

型号 Type	规格Specification				刃数 Flutes
	刃径D	刃长Lc	柄径d	总长L	
R1.5*6*3*50	1.5	6	3	50	2
R1.5*6*3*75	1.5	6	3	75	2
R1.5*6*3*100	1.5	6	3	100	2
R0.5*2*4*50	0.5	2	4	50	2
R0.75*3*4*50	0.75	3	4	50	2
R1*4*4*50	1	4	4	50	2
R1.25*5*4*50	1.25	5	4	50	2
R1.5*6*4*50	1.5	6	4	50	2
R1.75*7*4*50	1.75	7	4	50	2
R2*8*4*50	2	8	4	50	2
R2*8*4*75	2	8	4	75	2
R2*8*4*100	2	8	4	100	2
R0.5*2*4*75	0.5	2	4	75	2
R0.75*3*4*75	0.75	3	4	75	2
R1*4*4*75	1	4	4	75	2
R1.25*5*4*75	1.25	5	4	75	2
R1.5*6*4*75	1.5	9	4	75	2
R2.5*10*5*50	2.5	10	9	100	2
R2.5*10*5*75	2.5	10	5	50	2
R2.5*10*5*100	2.5	10	9	100	2
R0.5*2*6*50	0.5	2	5	50	2
R0.75*3*6*50	0.75	3	6	50	2
R1*4*6*50	1	4	6	50	2
R1.25*5*6*50	1.25	5	6	50	2
R1.5*6*6*50	1.5	9	6	50	2
R1.75*7*6*50	1.75	7	6	50	2
R2*8*6*50	2	8	6	50	2
R2.5*10*6*50	2.5	10	6	50	2

型号 Type	规格Specification				刃数 Flutes
	刃径D	刃长Lc	柄径d	总长L	
R3*12*6*50	3	12	6	50	2
R3*12*6*75	3	12	6	75	2
R3*12*6*100	3	12	6	100	2
R3*12*6*150	3	12	6	150	2
R3.5*14*8*60	3.5	14	8	60	2
R4*16*8*60	4	16	8	60	2
R4*16*8*75	4	16	8	75	2
R4*16*8*100	4	16	8	100	2
R4*16*8*150	4	16	8	150	2
R4.5*18*10*75	4.5	18	10	75	2
R5*20*10*75	5	20	10	75	2
R5*20*10*100	5	20	10	100	2
R5*20*10*150	5	20	10	150	2
R5.5*22*12*75	5.5	22	12	75	2
R6*24*12*75	6	24	12	75	2
R6*24*12*100	6	24	12	100	2
R6*24*12*150	6	24	12	150	2
R6.5*26*14*100	6.5	26	14	100	2
R7*28*14*80	7	28	14	80	2
R7*28*14*100	7	28	14	100	2
R7*28*14*150	7	28	14	150	2
R8*32*16*100	8	32	16	100	2
R8*32*16*150	8	32	16	150	2
R9*36*18*100	9	36	18	100	2
R9*36*18*150	9	36	18	150	2
R10*40*20*100	10	40	20	100	2
R10*40*20*150	10	40	20	150	2

◎ 适用被加工材料及切削参数表 TABLE OF APPLICABLE PROCESSED MATERIALS AND CUTTING PARAMETERS

适用材料 Applicable materials		切深a_p	切宽a_e	线速度v_c	进给f_z
P	碳钢、合金钢 Carbon steel, alloy steel				
M	不锈钢 Stainless steel				
K	铸铁 Cast Iron	≤0.2D	≤0.3D	160m/min	0.009D mm/z
N	铝合金 Aluminum Alloy steel				
S	高温合金 Super alloy				
H	高硬钢 Hardened Steel				

按照被加工材料的不同材质和硬度，切削参数做适当的调整。
Please adjust the parameters according to the material and hardness of work pieces.

50度4刃钨钢球刀

HRC50 CARBIDE 4 FLUTES STANDARD LENGTH BALL NOSE END MILL



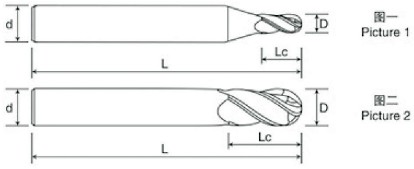

型号 Type	规格Specification				刃数 Flutes
	刃径D	刃长Lc	柄径d	总长L	
R1.5*6*3*50	1.5	6	3	50	4
R1.5*6*3*75	1.5	6	3	75	4
R1.5*6*3*100	1.5	6	3	100	4
R0.5*2*4*50	0.5	2	4	50	4
R0.75*3*4*50	0.75	3	4	50	4
R1*4*4*50	1	4	4	50	4
R1.25*5*4*50	1.25	5	4	50	4
R1.5*6*4*50	1.5	6	4	50	4
R1.75*7*4*50	1.75	7	4	50	4
R2*8*4*50	2	8	4	50	4
R2*8*4*75	2	8	4	75	4
R2*8*4*100	2	8	4	100	4
R2.5*10*5*50	2.5	10	5	50	4
R2.5*10*5*75	2.5	10	5	75	4
R2.5*10*5*100	2.5	10	5	100	4
R2.5*10*6*50	2.5	10	6	50	4
R3*12*6*50	3	12	6	50	4
R3*12*6*75	3	12	6	75	4
R3*12*6*100	3	12	6	100	4
R3*12*6*150	3	12	6	150	4
R1.5*6*6*50	1.5	6	6	50	4
R3.5*14*8*60	3.5	14	8	60	4

型号 Type	规格Specification				刃数 Flutes
	刃径D	刃长Lc	柄径d	总长L	
R4*16*8*60	4	16	8	60	4
R4*16*8*75	4	16	8	75	4
R4*16*8*100	4	16	8	100	4
R4*16*8*150	4	16	8	150	4
R4.5*18*10*75	4.5	18	10	75	4
R5*20*10*75	5	20	10	75	4
R5*20*10*100	5	20	10	100	4
R5*20*10*150	5	20	10	150	4
R5.5*22*12*75	5.5	22	12	75	4
R6*24*12*75	6	24	12	75	4
R6*24*12*100	6	24	12	100	4
R6*24*12*150	6	24	12	150	4
R6.5*26*14*100	6.5	26	14	100	4
R7*28*14*80	7	28	14	80	4
R7*28*14*100	7	28	14	100	4
R7*28*14*150	7	28	14	150	4
R8*32*16*100	8	32	16	100	4
R8*32*16*150	8	32	16	150	4
R9*36*18*100	9	36	18	100	4
R9*36*18*150	9	36	18	150	4
R10*40*20*100	10	40	20	100	4
R10*40*20*150	10	40	20	150	4

◎ 适用被加工材料及切削参数表 TABLE OF APPLICABLE PROCESSED MATERIALS AND CUTTING PARAMETERS

适用材料 Applicable materials		切深a_p	切宽a_e	线速度v_c	进给f_z
P	碳钢、合金钢 Carbon steel, alloy steel				
M	不锈钢 Stainless steel				
K	铸铁 Cast Iron	≤1.5D	≤0.15D	160m/min	0.01D mm/z
N	铝合金 Aluminum Alloy steel				
S	高温合金 Super alloy				
H	高硬钢 Hardened Steel				

按照被加工材料的不同材质和硬度，切削参数做适当的调整。
Please adjust the parameters according to the material and hardness of work pieces.

50度2刃铝用球刀

HRCS0 CARBIDE 2 FLUTES STANDARD LENGTH BALL NOSE END MILL FOR ALUMINUM

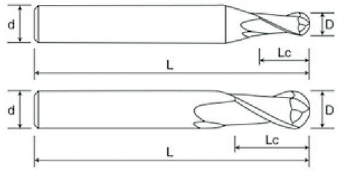

型号 Type	规格Specification				刃数 Flutes
	刃径D	刃长Lc	柄径d	总长L	
R1.5*6*3*50	1.5	6	3	50	2
R1.5*6*3*75	1.5	6	3	75	2
R1.5*6*3*100	1.5	6	3	100	2
R0.5*2*4*50	0.5	2	4	50	2
R0.75*3*4*50	0.75	3	4	50	2
R1*4*4*50	1	4	4	50	2
R1.25*5*4*50	1.25	5	4	50	2
R1.5*6*4*50	1.5	6	4	50	2
R1.75*7*4*50	1.75	7	4	50	2
R2*8*4*50	2	8	4	50	2
R2*8*4*75	2	8	4	75	2
R2*8*4*100	2	8	4	100	2
R2.5*10*5*50	2.5	10	5	50	2
R2.5*10*5*75	2.5	10	5	75	2
R2.5*10*5*100	2.5	10	5	100	2
R2.5*10*6*50	2.5	10	6	50	2
R3*12*6*50	3	12	6	50	2
R3*12*6*75	3	12	6	75	2
R3*12*6*100	3	12	6	100	2
R3*12*6*150	3	12	6	150	2
R3.5*14*8*60	3.5	14	8	60	2
R4*16*8*60	4	16	8	60	2

型号 Type	规格Specification				刃数 Flutes
	刃径D	刃长Lc	柄径d	总长L	
R4*16*8*75	4	16	8	75	2
R4*16*8*100	4	16	8	100	2
R4*16*8*150	4	16	8	150	2
R4.5*18*10*75	4.5	18	10	75	2
R5*20*10*75	5	20	10	75	2
R5*20*10*100	5	20	10	100	2
R5*20*10*150	5	20	10	150	2
R5.5*22*12*75	5.5	22	12	75	2
R6*24*12*75	6	24	12	75	2
R6*24*12*100	6	24	12	100	2
R6*24*12*150	6	24	12	150	2
R6.5*26*14*100	6.5	26	14	100	2
R7*28*14*80	7	28	14	80	2
R7*28*14*100	7	28	14	100	2
R7*28*14*150	7	28	14	150	2
R8*32*16*100	8	32	16	100	2
R8*32*16*150	8	32	16	150	2
R9*36*18*100	9	36	18	100	2
R9*36*18*150	9	36	18	150	2
R10*40*20*100	10	40	20	100	2
R10*40*20*150	10	40	20	150	2

◎ 适用被加工材料及切削参数表 TABLE OF APPLICABLE PROCESSED MATERIALS AND CUTTING PARAMETERS

适用材料 Applicable materials		切深a_p	切宽a_e	线速度v_c	进给f_z
P	碳钢、合金钢 Carbon steel, alloy steel				
M	不锈钢 Stainless steel				
K	铸铁 Cast Iron				
N	铝合金 Aluminum Alloy steel	≤1.5D	≤0.2D	150(60-350)m/min	0.009D mm/z
S	高温合金 Super alloy				
H	高硬钢 Hardened Steel				

按照被加工材料的不同材质和硬度，切削参数做适当的调整。
Please adjust the parameters according to the material and hardness of work pieces.

50度4刃圆鼻铣刀

HRC50 CARBIDE 4 FLUTES STANDARD LENGTH CORNER RADIUS END MILL

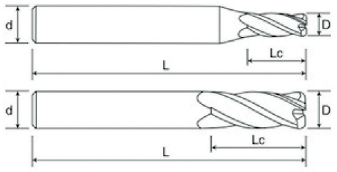

型号 Type	规格Specification				刃数 Flutes
	刃径D	刃长Lc	柄径d	总长L	
3*8*3*50	3	8	3	50	4
3*12*3*75	3	12	3	75	4
3*15*3*100	3	15	3	100	4
1*3*4*50	1	3	4	50	4
1.5*4*4*50	1.5	4	4	50	4
2*5*4*50	2	5	4	50	4
3*8*4*75	3	8	4	75	4
4*10*4*50	4	10	4	50	4
4*16*4*75	4	16	4	75	4
4*20*4*100	4	20	4	100	4
5*13*5*50	5	13	5	50	4
5*20*5*75	5	20	5	75	4
5*25*5*100	5	25	5	100	4
6*15*6*50	6	15	6	50	4

型号 Type	规格Specification				刃数 Flutes
	刃径D	刃长Lc	柄径d	总长L	
5*13*6*50	5	13	6	50	4
6*25*6*75	6	25	6	75	4
6*30*6*100	6	30	6	100	4
6*40*6*150	6	40	6	150	4
8*20*8*60	8	20	8	60	4
8*28*8*75	8	28	8	75	4
8*35*8*100	8	35	8	100	4
8*50*8*150	8	50	8	150	4
10*25*10*75	10	25	10	75	4
10*40*10*100	10	40	10	100	4
10*50*10*150	10	50	10	150	4
12*30*12*75	12	30	12	75	4
12*45*12*100	12	45	12	100	4
12*60*12*150	12	60	12	150	4

◎ 适用被加工材料及切削参数表 TABLE OF APPLICABLE PROCESSED MATERIALS AND CUTTING PARAMETERS

适用材料 Applicable materials		切深a_p	切宽a_e	线速度v_c	进给f_z
P	碳钢、合金钢 Carbon steel, alloy steel				
M	不锈钢 Stainless steel				
K	铸铁 Cast Iron	≤1.5D	≤0.15D	180m/min	0.0085D mm/z
N	铝合金 Aluminum Alloy steel				
S	高温合金 Super alloy				
H	高硬钢 Hardened Steel				

按照被加工材料的不同材质和硬度，切削参数做适当的调整。
Please adjust the parameters according to the material and hardness of work pieces.

50度4刃钢用粗皮刀

HRC50 CARBIDE 4 FLUTES ROUGHING END MILL



型号 Type	规格Specification				刃数 Flutes
	刃径D	刃长Lc	柄径d	总长L	
3*8*3*50	3	8	3	50	4
3*12*3*75	3	12	3	75	4
3*15*3*100	3	15	3	100	4
4*10*4*50	4	10	4	50	4
4*16*4*75	4	16	4	75	4
4*20*4*100	4	20	4	100	4
5*13*5*50	5	13	5	50	4
5*20*5*75	5	20	5	75	4
5*25*5*100	5	25	5	100	4
5*13*6*50	5	13	6	50	4
6*15*6*50	6	15	6	50	4
6*25*6*75	6	25	6	75	4
6*30*6*100	6	30	6	100	4
8*20*8*60	8	20	8	60	4

型号 Type	规格Specification				刃数 Flutes
	刃径D	刃长Lc	柄径d	总长L	
8*28*8*75	8	28	8	75	4
8*35*8*100	8	35	8	100	4
10*25*10*75	10	25	10	75	4
10*40*10*100	10	40	10	100	4
12*30*12*75	12	30	12	75	4
12*45*12*100	12	45	12	100	4
14*45*14*100	14	45	14	100	4
14*60*14*150	14	60	14	150	4
16*45*16*100	16	45	16	100	4
16*60*16*150	16	60	16	150	4
18*45*18*100	18	45	18	100	4
18*70*18*150	18	70	18	150	4
20*45*20*100	20	45	20	100	4
20*70*20*150	20	70	20	150	4

◎ 适用被加工材料及切削参数表 TABLE OF APPLICABLE PROCESSED MATERIALS AND CUTTING PARAMETERS

适用材料 Applicable materials		切深a_p	切宽a_e	线速度v_c	进给f_z
P	碳钢、合金钢 Carbon steel, alloy steel				
M	不锈钢 Stainless steel				
K	铸铁 Cast Iron	≤1.5D	≤0.3D	140m/min	0.006D mm/z
N	铝合金 Aluminum Alloy steel				
S	高温合金 Super alloy				
H	高硬钢 Hardened Steel				

按照被加工材料的不同材质和硬度，切削参数做适当的调整。
Please adjust the parameters according to the material and hardness of work pieces.

50度3刃铝用粗皮刀

HRC50 CARBIDE 3 FLUTES ROUGHING END MILL FOR ALUMINUM

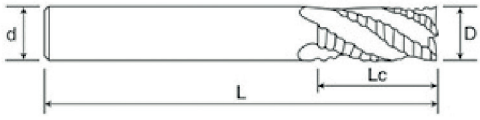

型号 Type	规格Specification				刃数 Flutes
	刃径D	刃长Lc	柄径d	总长L	
3*8*3*50	3	8	3	50	3
3*12*3*75	3	12	3	75	3
3*15*3*100	3	15	3	100	3
4*10*4*50	4	10	4	50	3
4*16*4*75	4	16	4	75	3
4*20*4*100	4	20	4	100	3
5*13*5*50	5	13	5	50	3
5*20*5*75	5	20	5	75	3
5*25*5*100	5	25	5	100	3
5*13*6*50	5	13	6	50	3
6*15*6*50	6	15	6	50	3
6*25*6*75	6	25	6	75	3
6*30*6*100	6	30	6	100	3
8*24*8*60	8	20	8	60	3

型号 Type	规格Specification				刃数 Flutes
	刃径D	刃长Lc	柄径d	总长L	
8*28*8*75	8	28	8	75	3
8*35*8*100	8	35	8	100	3
10*30*10*75	10	30	10	75	3
10*40*10*100	10	40	10	100	3
12*36*12*75	12	36	12	75	3
12*45*12*100	12	45	12	100	3
14*45*14*100	14	45	14	100	3
14*60*14*150	14	60	14	150	3
16*45*16*100	16	45	16	100	3
16*60*16*150	16	60	16	150	3
18*45*18*100	18	45	18	100	3
18*70*18*150	18	70	18	150	3
20*45*20*100	20	45	20	100	3
20*70*20*150	20	70	20	150	3

◎ 适用被加工材料及切削参数表 TABLE OF APPLICABLE PROCESSED MATERIALS AND CUTTING PARAMETERS

适用材料 Applicable materials		切深a_p	切宽a_e	线速度v_c	进给f_z
P	碳钢、合金钢 Carbon steel, alloy steel				
M	不锈钢 Stainless steel				
K	铸铁 Cast Iron				
N	铝合金 Aluminum Alloy steel	≤2D	≤0.3D	130m/min	0.008D mm/z
S	高温合金 Super alloy				
H	高硬钢 Hardened Steel				

按照被加工材料的不同材质和硬度，切削参数做适当的调整。
Please adjust the parameters according to the material and hardness of work pieces.

50度钢用定点钻

HRC50 CARBIDE RIGID FIXED POINT DRILL



型号 Type	规格Specification				角度 Angle
	刃径D	刃长Lc	柄径d	总长L	
3*6*3*50	3	6	3	50	90°
3*6*3*75	3	6	3	75	90°
3*6*3*100	3	6	3	100	90°
2*4*4*50	2	4	4	50	90°
3*6*4*50	3	6	4	50	90°
4*8*4*50	4	8	4	50	90°
4*8*4*75	4	8	4	75	90°
4*8*4*100	4	8	4	100	90°
5*10*5*50	5	10	5	50	90°
5*10*5*75	5	10	5	75	90°
5*10*5*100	5	10	5	100	90°
6*12*6*50	6	12	6	50	90°
6*12*6*75	6	12	6	75	90°
6*12*6*100	6	12	6	100	90°
8*16*8*60	8	16	8	60	90°

型号 Type	规格Specification				角度 Angle
	刃径D	刃长Lc	柄径d	总长L	
8*16*8*75	8	16	8	75	90°
8*16*8*100	8	16	8	100	90°
10*20*10*75	10	20	10	75	90°
10*20*10*100	10	20	10	100	90°
12*24*12*75	12	24	12	75	90°
12*24*12*100	12	24	12	100	90°
14*28*14*100	14	28	14	100	90°
14*28*14*150	14	28	14	150	90°
16*32*16*100	16	32	16	100	90°
16*32*16*150	16	32	16	150	90°
18*36*18*100	18	36	18	100	90°
18*36*18*150	18	36	18	150	90°
20*40*20*100	20	40	20	100	90°
20*40*20*150	20	40	20	150	90°

◎ 适用被加工材料及切削参数表 TABLE OF APPLICABLE PROCESSED MATERIALS AND CUTTING PARAMETERS

适用材料 Applicable materials		切深a_p	切宽a_e	线速度v_c	进给f_z
P	碳钢、合金钢 Carbon steel, alloy steel				
M	不锈钢 Stainless steel				
K	铸铁 Cast Iron			130m/min	0.005D mm/z
N	铝合金 Aluminum Alloy steel				
S	高温合金 Super alloy				
H	高硬钢 Hardened Steel				

按照被加工材料的不同材质和硬度，切削参数做适当的调整。
Please adjust the parameters according to the material and hardness of work pieces.

50度铝用定点钻

HRC50 CARBIDE FIXED POINT DRILL FOR ALUMINUM



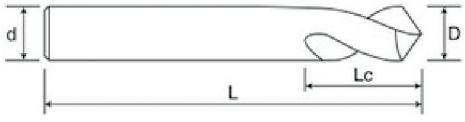

型号 Type	规格Specification				角度 Angle
	刃径D	刃长Lc	柄径d	总长L	
3*6*3*50	3	6	3	50	90°
3*6*3*75	3	6	3	75	90°
3*6*3*100	3	6	3	100	90°
2*4*4*50	2	4	4	50	90
3*6*4*50	3	6	4	50	90°
4*8*4*50	4	8	4	50	90°
4*8*4*75	4	8	4	75	90°
4*8*4*100	4	8	4	100	90°
5*10*5*50	5	10	5	50	90°
5*10*5*75	5	10	5	75	90°
5*10*5*100	5	10	5	100	90°
6*12*6*50	6	12	6	50	90°
6*12*6*75	6	12	6	75	90°
6*12*6*100	6	12	6	100	90°
8*16*8*60	8	16	8	60	90°

型号 Type	规格Specification				角度 Angle
	刃径D	刃长Lc	柄径d	总长L	
8*16*8*75	8	16	8	75	90°
8*16*8*100	8	16	8	100	90°
10*20*10*75	10	20	10	75	90°
10*20*10*100	10	20	10	100	90°
12*24*12*75	12	24	12	75	90°
12*24*12*100	12	24	12	100	90°
14*28*14*100	14	28	14	100	90°
14*28*14*150	14	28	14	150	90°
16*32*16*100	16	32	16	100	90°
16*32*16*150	16	32	16	150	90°
18*36*18*100	18	36	18	100	90°
18*36*18*150	18	36	18	150	90°
20*40*20*100	20	40	20	100	90°
20*40*20*150	20	40	20	150	90°

◎ 适用被加工材料及切削参数表 TABLE OF APPLICABLE PROCESSED MATERIALS AND CUTTING PARAMETERS

适用材料 Applicable materials		切深a_p	切宽a_e	线速度v_c	进给f_z
P	碳钢、合金钢 Carbon steel, alloy steel				
M	不锈钢 Stainless steel				
K	铸铁 Cast Iron				
N	铝合金 Aluminum Alloy steel			150(60-350)m/min	0.008D mm/z
S	高温合金 Super alloy				
H	高硬钢 Hardened Steel				

按照被加工材料的不同材质和硬度，切削参数做适当的调整。
Please adjust the parameters according to the material and hardness of work pieces.

50度4刃倒角刀

HRC50 CARBIDE 4 FLUTES CHAMFER MILL

型号 Type	柄径d	总长L	角度Angle
4*50*90°	4	50	90°
6*50*90°	6	50	90°
8*60*90°	6	60	90°

型号 Type	柄径d	总长L	角度Angle
10*75*90°	10	75	90°
12*75*90°	12	75	90°

◎ 适用被加工材料及切削参数表 TABLE OF APPLICABLE PROCESSED MATERIALS AND CUTTING PARAMETERS

适用材料 Applicable materials		切深a_p	切宽a_e	线速度v_c	进给f_z
P	碳钢、合金钢 Carbon steel, alloy steel				
M	不锈钢 Stainless steel				
K	铸铁 Cast Iron			130m/min	0.003D mm/z
N	铝合金 Aluminum Alloy steel				
S	高温合金 Super alloy				
H	高硬钢 Hardened Steel				

按照被加工材料的不同材质和硬度，切削参数做适当的调整。
Please adjust the parameters according to the material and hardness of work pieces.

45度4刃钨钢铣刀

HRC45 CARBIDE 4 FLUTES STANDARD LENGTH END MILL



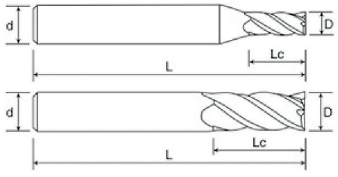

图一 Picture 1

图二 Picture 2

型号 Type	规格Specification				刃数 Flutes
	刃径D	刃长Lc	柄径d	总长L	
3*8*3*50	3	8	3	50	4
3*12*3*75	3	12	3	75	4
3*15*3*100	3	15	3	100	4
1*3*4*50	1	3	4	50	4
1.5*4*4*50	1.5	4	4	50	4
2*5*4*50	2	5	4	50	4
2.5*7*4*50	2.5	7	4	50	4
3*8*4*50	3	8	4	50	4
3.5*10*4*50	3.5	10	4	50	4
4*10*4*50	4	10	4	50	4
4*16*4*75	4	16	4	75	4
4*20*4*100	4	20	4	100	4
1*3*4*75	1	3	4	75	4
1.5*4*4*75	1.5	4	4	75	4
2*5*4*75	2	5	4	75	4
2.5*7*4*75	2.5	7	4	75	4
3*8*4*75	3	8	4	75	4
5*13*5*50	5	13	5	50	4
5*20*5*75	5	20	5	75	4
5*25*5*100	5	25	5	100	4
1*3*6*50	1	3	9	50	4
1.5*4*6*50	1.5	4	6	50	4
2*5*6*50	2	5	6	50	4
2.5*7*6*50	2.5	7	6	50	4
3*8*6*50	3	8	6	50	4
3.5*10*6*50	3.5	10	6	50	4
4*10*6*50	4	10	6	50	4
4.5*12*6*50	4.5	12	6	50	4
5*13*6*50	5	13	6	50	4

型号 Type	规格Specification				刃数 Flutes
	刃径D	刃长Lc	柄径d	总长L	
5.5*15*6*50	5.5	15	6	50	4
6*15*6*50	6	15	6	50	4
6*25*6*75	6	25	6	75	4
6*30*6*100	6	30	6	100	4
6*40*6*150	6	40	6	150	4
7*18*8*60	7	18	8	60	4
8*20*8*60	8	20	8	60	4
8*28*8*75	8	28	8	75	4
8*35*8*100	8	35	8	100	4
8*50*8*150	8	50	8	150	4
9*23*10*75	9	23	10	75	4
10*25*10*75	10	25	10	75	4
10*40*10*100	10	40	10	100	4
10*50*10*150	10	50	10	150	4
11*28*12*75	11	28	12	75	4
12*30*12*75	12	30	12	75	4
12*45*12*100	12	45	12	100	4
12*60*12*150	12	60	12	150	4
13*45*14*100	13	45	14	100	4
14*35*14*80	14	35	14	80	4
14*45*14*100	14	45	14	100	4
14*60*14*150	14	60	14	150	4
15*45*16*100	15	45	16	100	4
16*45*16*100	16	45	16	100	4
16*60*16*150	16	60	16	150	4
18*45*18*100	18	45	18	100	4
18*70*18*150	18	70	18	150	4
20*45*20*100	20	45	20	100	4
20*70*20*150	20	70	20	150	4

◎ 适用被加工材料及切削参数表 TABLE OF APPLICABLE PROCESSED MATERIALS AND CUTTING PARAMETERS

适用材料 Applicable materials		切深a_p	切宽a_e	线速度v_c	进给f_z
P	碳钢、合金钢 Carbon steel, alloy steel				
M	不锈钢 Stainless steel				
K	铸铁 Cast Iron	≤1D	≤0.12D	160m/min	0.0075D mm/z
N	铝合金 Aluminum Alloy steel				
S	高温合金 Super alloy				
H	高硬钢 Hardened Steel				

按照被加工材料的不同材质和硬度，切削参数做适当的调整。
Please adjust the parameters according to the material and hardness of work pieces.

45度2刃钨钢铣刀

HRC45 CARBIDE 2 FLUTES STANDARD LENGTH END MILL

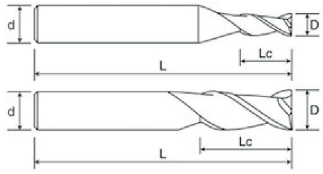

图一 Picture 1

图二 Picture 2

型号 Type	规格Specification				刃数 Flutes
	刃径D	刃长Lc	柄径d	总长L	
3*8*3*50	3	8	3	50	2
3*12*3*75	3	12	3	75	2
3*15*3*100	3	15	3	100	2
1*3*4*50	1	3	4	50	2
1.5*4*4*50	1.5	4	4	50	2
2*5*4*50	2	5	4	50	2
2.5*7*4*50	2.5	7	4	50	2
3*8*4*50	3	8	4	50	2
3.5*10*4*50	3.5	10	4	50	2
4*10*4*50	4	10	4	50	2
4*16*4*75	4	16	4	75	2
4*20*4*100	4	20	4	100	2
5*13*5*50	5	13	5	50	2
5*20*5*75	5	20	5	75	2
5*25*5*100	5	25	5	100	2
1*3*6*50	1	3	6	50	2
1.5*4*6*50	1.5	4	6	50	2
2*5*6*50	2	5	6	50	2
2.5*7*6*50	2.5	7	6	50	2
3*8*6*50	3	8	6	50	2
3.5*10*6*50	3.5	10	6	50	2
4*10*6*50	4	10	6	50	2
4.5*12*6*50	4.5	12	6	50	2
5*13*6*50	5	13	6	50	2
5.5*15*6*50	5.5	15	6	50	2
6*15*6*50	6	15	6	50	2
6*25*6*75	6	25	6	75	2

型号 Type	规格Specification				刃数 Flutes
	刃径D	刃长Lc	柄径d	总长L	
6*30*6*100	6	30	6	100	2
6*40*6*150	6	40	6	150	2
7*18*8*60	7	18	8	60	2
8*20*8*60	8	20	8	60	2
8*28*8*75	8	28	8	75	2
8*35*8*100	8	35	8	100	2
8*50*8*150	8	50	8	150	2
9*23*10*75	9	23	10	75	2
10*25*10*75	10	25	10	75	2
10*40*10*100	10	40	10	100	2
10*50*10*150	10	50	10	150	2
11*28*12*75	11	28	12	75	2
12*30*12*75	12	30	12	75	2
12*45*12*100	12	45	12	100	2
12*60*12*150	12	60	12	150	2
13*45*14*100	13	45	14	100	2
14*35*14*80	14	35	14	80	2
14*45*14*100	14	45	14	100	2
14*60*14*150	14	60	14	150	2
15*45*16*100	15	45	16	100	2
16*45*16*100	16	45	16	100	2
16*60*16*150	16	60	16	150	2
18*45*18*100	18	45	18	100	2
18*70*18*150	18	70	18	150	2
20*45*20*100	20	45	20	100	2
20*70*20*150	20	70	20	150	2

◎ 适用被加工材料及切削参数表 TABLE OF APPLICABLE PROCESSED MATERIALS AND CUTTING PARAMETERS

适用材料 Applicable materials		切深a_p	切宽a_e	线速度v_c	进给f_z
P	碳钢、合金钢 Carbon steel, alloy steel				
M	不锈钢 Stainless steel				
K	铸铁 Cast Iron	≤1D	≤0.12D	160m/min	0.008D mm/z
N	铝合金 Aluminum Alloy steel				
S	高温合金 Super alloy				
H	高硬钢 Hardened Steel				

按照被加工材料的不同材质和硬度，切削参数做适当的调整。
Please adjust the parameters according to the material and hardness of work pieces.

45度3刃双刃带铝用刀

HRC45 CARBIDE 3 FLUTES STANDARD LENGTH END MILL FOR ALUMINUM



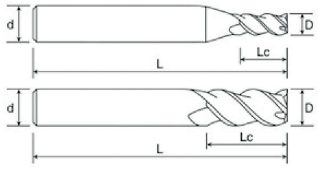

型号 Type	规格Specification				刃数 Flutes
	刃径D	刃长Lc	柄径d	总长L	
3*9*3*50	3	9	3	50	3
3*12*3*75	3	12	3	75	3
3*15*3*100	3	15	3	100	3
2*6*4*50	2	6	4	50	3
2.5*8*4*50	2.5	8	4	50	3
3*9*4*50	3	9	4	50	3
3.5*12*4*50	3.5	12	4	50	3
4*12*4*50	4	12	4	50	3
4*20*4*75	4	20	4	75	3
4*25*4*100	4	25	4	100	3
5*15*5*50	5	15	5	50	3
5*20*5*75	5	20	5	75	3
5*25*5*100	5	25	5	100	3
2*6*6*50	2	6	6	50	3
2.5*8*6*50	2.5	8	6	50	3
3*9*6*50	3	9	6	50	3
3.5*12*6*50	3.5	12	6	50	3
4*12*6*50	4	12	6	50	3
4.5*14*6*50	4.5	14	6	50	3
5*15*6*50	5	15	6	50	3
5.5*18*6*50	5.5	18	6	50	3
6*18*6*50	6	18	6	50	3
6*30*6*75	6	30	6	75	3
6*30*6*100	6	30	6	100	3

型号 Type	规格Specification				刃数 Flutes
	刃径D	刃长Lc	柄径d	总长L	
6*40*6*150	6	40	6	150	3
7*21*8*60	7	21	8	60	3
8*24*8*60	8	24	8	60	3
8*35*8*75	8	35	8	75	3
8*40*8*100	8	40	8	100	3
8*50*8*150	8	50	8	150	3
9*27*10*75	9	27	10	75	3
10*30*10*75	10	30	10	75	3
10*40*10*100	10	40	10	100	3
10*50*10*150	10	50	10	150	3
11*33*12*75	11	33	12	75	3
12*36*12*75	12	36	12	75	3
12*45*12*100	12	45	12	100	3
12*60*12*150	12	60	12	150	
14*35*14*80	14	35	14	80	3
14*45*14*100	14	45	14	100	3
14*65*14*150	14	65	14	150	3
15*45*16*100	15	45	16	100	3
16*45*16*100	16	45	16	100	3
16*65*16*150	16	65	16	150	3
18*45*18*100	18	45	18	100	3
18*70*18*150	18	70	18	150	3
20*45*20*100	20	45	20	100	3
20*70*20*150	20	70	20	150	3

◎ 适用被加工材料及切削参数表 TABLE OF APPLICABLE PROCESSED MATERIALS AND CUTTING PARAMETERS

适用材料 Applicable materials		切深a_p	切宽a_e	线速度v_c	进给f_z
P	碳钢、合金钢 Carbon steel, alloy steel				
M	不锈钢 Stainless steel				
K	铸铁 Cast Iron				
N	铝合金 Aluminum Alloy steel	≤1.5D	≤0.2D	150(60-350)m/min	0.007D mm/z
S	高温合金 Super alloy				
H	高硬钢 Hardened Steel				

按照被加工材料的不同材质和硬度，切削参数做适当的调整。
Please adjust the parameters according to the material and hardness of work pieces.

45度2刃双刃带铝用刀

HRC45 CARBIDE 2 FLUTES STANDARD LENGTH END MILL FOR ALUMINUM

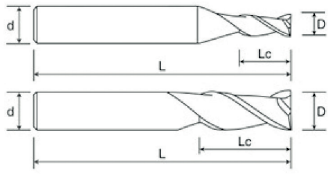

图一 Picture 1

图二 Picture 2

型号 Type	规格Specification				刃数 Flutes
	刃径D	刃长Lc	柄径d	总长L	
3*9*3*50	3	9	3	50	2
3*12*3*75	3	12	3	75	2
3*15*3*100	3	15	3	100	2
2*6*4*50	2	6	4	50	2
2.5*8*4*50	2.5	8	4	50	2
3*9*4*50	3	9	4	50	2
3.5*12*4*50	3.5	12	4	50	2
4*12*4*50	4	12	4	50	2
4*20*4*75	4	20	4	75	2
4*25*4*100	4	25	4	100	2
5*15*5*50	5	15	5	50	2
5*20*5*75	5	20	5	75	2
5*25*5*100	5	25	5	100	2
2*6*6*50	2	6	6	50	2
2.5*8*6*50	2.5	8	6	50	2
3*9*6*50	3	9	6	50	2
3.5*12*6*50	3.5	12	6	50	2
4*12*6*50	4	12	6	50	2
4.5*14*6*50	4.5	14	6	50	2
5*15*6*50	5	15	6	50	2
5.5*18*6*50	5.5	18	6	50	2
6*18*6*50	6	18	6	50	2
6*30*6*75	6	30	6	75	2
6*30*6*100	6	30	6	100	2

型号 Type	规格Specification				刃数 Flutes
	刃径D	刃长Lc	柄径d	总长L	
6*40*6*150	6	40	6	150	2
7*21*8*60	7	21	8	60	2
8*24*8*60	8	24	8	60	2
8*35*8*75	8	35	8	75	2
8*40*8*100	8	40	8	100	2
8*50*8*150	8	50	8	150	2
9*27*10*75	9	27	10	75	2
10*30*10*75	10	30	10	75	2
10*40*10*100	10	40	10	100	2
10*50*10*150	10	50	10	150	2
11*33*12*75	11	33	12	75	2
12*36*12*75	12	36	12	75	2
12*45*12*100	12	45	12	100	2
12*60*12*150	12	60	12	150	2
14*35*14*80	14	35	14	80	2
14*45*14*100	14	45	14	100	2
14*65*14*150	14	65	14	150	2
16*45*16*100	16	45	16	100	2
16*65*16*150	16	65	16	150	2
18*45*18*100	18	45	18	100	2
18*70*18*150	18	70	18	150	2
20*45*20*100	20	45	20	100	2
20*70*20*150	20	70	20	150	2

◎ 适用被加工材料及切削参数表 TABLE OF APPLICABLE PROCESSED MATERIALS AND CUTTING PARAMETERS

适用材料 Applicable materials		切深a_p	切宽a_e	线速度v_c	进给f_z
P	碳钢、合金钢 Carbon steel, alloy steel				
M	不锈钢 Stainless steel				
K	铸铁 Cast Iron				
N	铝合金 Aluminum Alloy steel	≤2.5D	≤0.15D	150(60-350)m/min	0.008D mm/z
S	高温合金 Super alloy				
H	高硬钢 Hardened Steel				

按照被加工材料的不同材质和硬度，切削参数做适当的调整。
Please adjust the parameters according to the material and hardness of work pieces.

45度2刃钨钢球刀

HRC45 CARBIDE 2 FLUTES STANDARD LENGTH BALL NOSE END MILL

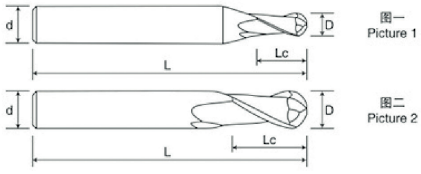

型号 Type	规格Specification				刃数 Flutes
	刃径D	刃长Lc	柄径d	总长L	
R1.5*6*3*50	1.5	6	3	50	2
R1.5*6*3*75	1.5	6	3	75	2
R1.5*6*3*100	1.5	6	3	100	2
R0.5*2*4*50	0.5	2	4	50	2
R0.75*3*4*50	0.75	3	4	50	2
R1*4*4*50	1	4	4	50	2
R1.25*5*4*50	1.25	5	4	50	2
R1.5*6*4*50	1.5	6	4	50	2
R1.75*7*4*50	1.75	7	4	50	2
R2*8*4*50	2	8	4	50	2
R2*8*4*75	2	8	4	75	2
R2*8*4*100	2	8	4	100	2
R0.5*2*4*75	0.5	2	4	75	2
R0.75*3*4*75	0.75	3	4	75	2
R1*4*4*75	1	4	4	75	2
R1.25*5*4*75	1.25	5	4	75	2
R1.5*6*4*75	1.5	6	4	75	2
R2.5*10*5*50	2.5	10	5	100	2
R2.5*10*5*75	2.5	10	6	50	2
R2.5*10*5*100	2.5	10	5	100	2
R0.5*2*6*50	0.5	2	6	50	2
R0.75*3*6*50	0.75	3	6	50	2
R1*4*6*50	1	4	6	50	2
R1.25*5*6*50	1.25	5	6	50	2
R1.5*6*6*50	1.5	6	6	50	2
R1.75*7*6*50	1.75	7	6	50	2
R2*8*6*50	2	8	6	50	2
R2.5*10*6*50	2.5	10	6	50	2

型号 Type	规格Specification				刃数 Flutes
	刃径D	刃长Lc	柄径d	总长L	
R3*12*6*50	3	12	6	50	2
R3*12*6*75	3	12	6	75	2
R3*12*6*100	3	12	6	100	2
R3*12*6*150	3	12	6	150	2
R3.5*14*8*60	3.5	14	8	60	2
R4*16*8*60	4	16	8	60	2
R4*16*8*75	4	16	8	75	2
R4*16*8*100	4	16	8	100	2
R4*16*8*150	4	16	8	150	2
R4.5*18*10*75	4.5	18	10	75	2
R5*20*10*75	5	20	10	75	2
R5*20*10*100	5	20	10	100	2
R5*20*10*150	5	20	10	150	2
R5.5*22*12*75	5.5	22	12	75	2
R6*24*12*75	6	24	12	75	2
R6*24*12*100	6	24	12	100	2
R6*24*12*150	6	24	12	150	2
R6.5*26*14*100	6.5	26	14	100	2
R7*28*14*80	7	28	14	80	2
R7*28*14*100	7	28	14	100	2
R7*28*14*150	7	28	14	150	2
R8*32*16*100	8	32	16	100	2
R8*32*16*150	8	32	16	150	2
R9*36*18*100	9	36	18	100	2
R9*36*18*150	9	36	18	150	2
R10*40*20*100	10	40	20	100	2
R10*40*20*150	10	40	20	150	2

◎ 适用被加工材料及切削参数表 TABLE OF APPLICABLE PROCESSED MATERIALS AND CUTTING PARAMETERS

适用材料 Applicable materials		切深a_p	切宽a_e	线速度v_c	进给f_z
P	碳钢、合金钢 Carbon steel, alloy steel				
M	不锈钢 Stainless steel				
K	铸铁 Cast Iron	≤0.2D	≤0.3D	160m/min	0.009D mm/z
N	铝合金 Aluminum Alloy steel				
S	高温合金 Super alloy				
H	高硬钢 Hardened Steel				

按照被加工材料的不同材质和硬度，切削参数做适当的调整。
Please adjust the parameters according to the material and hardness of work pieces.

45度4刃钨钢球刀

HRC45 CARBIDE 4 FLUTES STANDARD LENGTH BALL NOSE END MILL

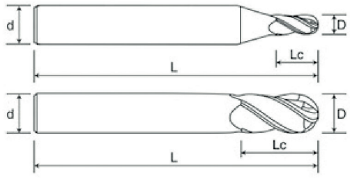

型号 Type	规格Specification				刃数 Flutes
	刃径D	刃长Lc	柄径d	总长L	
R1.5*6*3*50	1.5	6	3	50	4
R1.5*6*3*75	1.5	6	3	75	4
R1.5*6*3*100	1.5	6	3	100	4
R0.5*2*4*50	0.5	2	4	50	4
R0.75*3*4*50	0.75	3	4	50	4
R1*4*4*50	1	4	4	50	4
R1.25*5*4*50	1.25	5	4	50	4
R1.5*6*4*50	1.5	6	4	50	4
R1.75*7*4*50	1.75	7	4	50	4
R2*8*4*50	2	8	4	50	4
R2*8*4*75	2	8	4	75	4
R2*8*4*100	2	8	4	100	4
R2.5*10*5*50	2.5	10	5	50	4
R2.5*10*5*75	2.5	10	5	75	4
R2.5*10*5*100	2.5	10	5	100	4
R2.5*10*6*50	2.5	10	6	50	4
R3*12*6*50	3	12	6	50	4
R3*12*6*75	3	12	6	75	4
R3*12*6*100	3	12	6	100	4
R3*12*6*150	3	12	6	150	4
R1.5*6*6*50	1.5	6	6	50	4
R3.5*14*8*60	3.5	14	8	60	4

型号 Type	规格Specification				刃数 Flutes
	刃径D	刃长Lc	柄径d	总长L	
R4*16*8*60	4	16	8	60	4
R4*16*8*75	4	16	8	75	4
R4*16*8*100	4	16	8	100	4
R4*16*8*150	4	16	8	150	4
R4.5*18*10*75	4.5	18	10	75	4
R5*20*10*75	5	20	10	75	4
R5*20*10*100	5	20	10	100	4
R5*20*10*150	5	20	10	150	4
R5.5*22*12*75	5.5	22	12	75	4
R6*24*12*75	6	24	12	75	4
R6*24*12*100	6	24	12	100	4
R6*24*12*150	6	24	12	150	4
R6.5*26*14*100	6.5	26	14	100	4
R7*28*14*80	7	28	14	80	4
R7*28*14*100	7	28	14	100	4
R7*28*14*150	7	28	14	150	4
R8*32*16*100	8	32	16	100	4
R8*32*16*150	8	32	16	150	4
R9*36*18*100	9	36	18	100	4
R9*36*18*150	9	36	18	150	4
R10*40*20*100	10	40	20	100	4
R10*40*20*150	10	40	20	150	4

◎ 适用被加工材料及切削参数表 TABLE OF APPLICABLE PROCESSED MATERIALS AND CUTTING PARAMETERS

适用材料 Applicable materials		切深a_p	切宽a_e	线速度v_c	进给f_z
P	碳钢、合金钢 Carbon steel, alloy steel				
M	不锈钢 Stainless steel				
K	铸铁 Cast Iron	≤1.5D	≤0.15D	160m/min	0.01D mm/z
N	铝合金 Aluminum Alloy steel				
S	高温合金 Super alloy				
H	高硬钢 Hardened Steel				

按照被加工材料的不同材质和硬度，切削参数做适当的调整。
Please adjust the parameters according to the material and hardness of work pieces.

45度2刃铝用球刀

HRC45 CARBIDE 2 FLUTES STANDARD LENGTH BALL NOSE END MILL FOR ALUMINUM



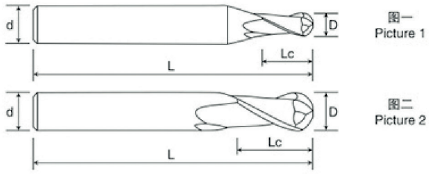

型号 Type	规格Specification				刃数 Flutes
	刃径D	刃长Lc	柄径d	总长L	
R1.5*6*3*50	1.5	6	3	50	2
R1.5*6*3*75	1.5	6	3	75	2
R1.5*6*3*100	1.5	6	3	100	2
R0.5*2*4*50	0.5	2	4	50	2
R0.75*3*4*50	0.75	3	4	50	2
R1*4*4*50	1	4	4	50	2
R1.25*5*4*50	1.25	5	4	50	2
R1.5*6*4*50	1.5	6	4	50	2
R1.75*7*4*50	1.75	7	4	50	2
R2*8*4*50	2	8	4	50	2
R2*8*4*75	2	8	4	75	2
R2*8*4*100	2	8	4	100	2
R2.5*10*5*50	2.5	10	5	50	2
R2.5*10*5*75	2.5	10	5	75	2
R2.5*10*5*100	2.5	10	5	100	2
R2.5*10*6*50	2.5	10	6	50	2
R3*12*6*50	3	12	6	50	2
R3*12*6*75	3	12	6	75	2
R3*12*6*100	3	12	6	100	2
R3*12*6*150	3	12	6	150	2
R3.5*14*8*60	3.5	14	8	60	2
R4*16*8*60	4	16	8	60	2

型号 Type	规格Specification				刃数 Flutes
	刃径D	刃长Lc	柄径d	总长L	
R4*16*8*75	4	16	8	75	2
R4*16*8*100	4	16	8	100	2
R4*16*8*150	4	16	8	150	2
R4.5*18*10*75	4.5	18	10	75	2
R5*20*10*75	5	20	10	75	2
R5*20*10*100	5	20	10	100	2
R5*20*10*150	5	20	10	150	2
R5.5*22*12*75	5.5	22	12	75	2
R6*24*12*75	6	24	12	75	2
R6*24*12*100	6	24	12	100	2
R6*24*12*150	6	24	12	150	2
R6.5*26*14*100	6.5	26	14	100	2
R7*28*14*80	7	28	14	80	2
R7*28*14*100	7	28	14	100	2
R7*28*14*150	7	28	14	150	2
R8*32*16*100	8	32	16	100	2
R8*32*16*150	8	32	16	150	2
R9*36*18*100	9	36	18	100	2
R9*36*18*150	9	36	18	150	2
R10*40*20*100	10	40	20	100	2
R10*40*20*150	10	40	20	150	2

◎ 适用被加工材料及切削参数表 TABLE OF APPLICABLE PROCESSED MATERIALS AND CUTTING PARAMETERS

适用材料 Applicable materials		切深a_p	切宽a_e	线速度v_c	进给f_z
P	碳钢、合金钢 Carbon steel, alloy steel				
M	不锈钢 Stainless steel				
K	铸铁 Cast Iron				
N	铝合金 Aluminum Alloy steel	≤1.5D	≤0.2D	150(60-350)m/min	0.009D mm/z
S	高温合金 Super alloy				
H	高硬钢 Hardened Steel				

按照被加工材料的不同材质和硬度，切削参数做适当的调整。
Please adjust the parameters according to the material and hardness of work pieces.

45度4刃圆鼻铣刀

HRC45 CARBIDE 4 FLUTES STANDARD LENGTH CORNER RADIUS END MILL

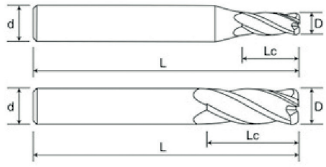

型号 Type	规格Specification				刃数 Flutes
	刃径D	刃长Lc	柄径d	总长L	
3*8*3*50	3	8	3	50	4
3*12*3*75	3	12	3	75	4
3*15*3*100	3	15	3	100	4
1*3*4*50	1	3	4	50	4
1.5*4*4*50	1.5	4	4	50	4
2*5*4*50	2	5	4	50	4
3*8*4*75	3	8	4	75	4
4*10*4*50	4	10	4	50	4
4*16*4*75	4	16	4	75	4
4*20*4*100	4	20	4	100	4
5*13*5*50	5	13	5	50	4
5*20*5*75	5	20	5	75	4
5*25*5*100	5	25	5	100	4
6*15*6*50	6	15	6	50	4

型号 Type	规格Specification				刃数 Flutes
	刃径D	刃长Lc	柄径d	总长L	
5*13*6*50	5	13	6	50	4
6*25*6*75	6	25	6	75	4
6*30*6*100	6	30	6	100	4
6*40*6*150	6	40	6	150	4
8*20*8*60	8	20	8	60	4
8*28*8*75	8	28	8	75	4
8*35*8*100	8	35	8	100	4
8*50*8*150	8	50	8	150	4
10*25*10*75	10	25	10	75	4
10*40*10*100	10	40	10	100	4
10*50*10*150	10	50	10	150	4
12*30*12*75	12	30	12	75	4
12*45*12*100	12	45	12	100	4
12*60*12*150	12	60	12	150	4

◎ 适用被加工材料及切削参数表 TABLE OF APPLICABLE PROCESSED MATERIALS AND CUTTING PARAMETERS

适用材料 Applicable materials		切深a_p	切宽a_e	线速度v_c	进给f_z
P	碳钢、合金钢 Carbon steel, alloy steel				
M	不锈钢 Stainless steel				
K	铸铁 Cast Iron	≤1.5D	≤0.15D	180m/min	0.0085D mm/z
N	铝合金 Aluminum Alloy steel				
S	高温合金 Super alloy				
H	高硬钢 Hardened Steel				

按照被加工材料的不同材质和硬度，切削参数做适当的调整。
Please adjust the parameters according to the material and hardness of work pieces.

45度4刃钢用粗皮刀

HRC45 CARBIDE 4 FLUTES ROUGHING END MILL

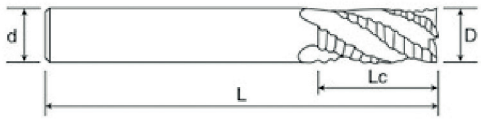

型号 Type	规格Specification				刃数 Flutes
	刃径D	刃长Lc	柄径d	总长L	
3*8*3*50	3	8	3	50	4
3*12*3*75	3	12	3	75	4
3*15*3*100	3	15	3	100	4
4*10*4*50	4	10	4	50	4
4*16*4*75	4	16	4	75	4
4*20*4*100	4	20	4	100	4
5*13*5*50	5	13	5	50	4
5*20*5*75	5	20	5	75	4
5*25*5*100	5	25	5	100	4
5*13*6*50	5	13	6	50	4
6*15*6*50	6	15	6	50	4
6*25*6*75	6	25	6	75	4
6*30*6*100	6	30	6	100	4
8*20*8*60	8	20	8	60	4

型号 Type	规格Specification				刃数 Flutes
	刃径D	刃长Lc	柄径d	总长L	
8*28*8*75	8	28	8	75	4
8*35*8*100	8	35	8	100	4
10*25*10*75	10	25	10	75	4
10*40*10*100	10	40	10	100	4
12*30*12*75	12	30	12	75	4
12*45*12*100	12	45	12	100	4
14*45*14*100	14	45	14	100	4
14*60*14*150	14	60	14	150	4
16*45*16*100	16	45	16	100	4
16*60*16*150	16	60	16	150	4
18*45*18*100	18	45	18	100	4
18*70*18*150	18	70	18	150	4
20*45*20*100	20	45	20	100	4
20*70*20*150	20	70	20	150	4

◎ 适用被加工材料及切削参数表 TABLE OF APPLICABLE PROCESSED MATERIALS AND CUTTING PARAMETERS

适用材料 Applicable materials		切深a_p	切宽a_e	线速度v_c	进给f_z
P	碳钢、合金钢 Carbon steel, alloy steel				
M	不锈钢 Stainless steel				
K	铸铁 Cast Iron	≤1.5D	≤0.3D	140m/min	0.006D mm/z
N	铝合金 Aluminum Alloy steel				
S	高温合金 Super alloy				
H	高硬钢 Hardened Steel				

按照被加工材料的不同材质和硬度，切削参数做适当的调整。
Please adjust the parameters according to the material and hardness of work pieces.

45度3刃铝用粗皮刀

HRC45 CARBIDE3 FLUTES ROUGHING END MILL FOR ALUMINUM

型号 Type	规格Specification				刃数 Flutes
	刃径D	刃长Lc	柄径d	总长L	
3*8*3*50	3	8	3	50	3
3*12*3*75	3	12	3	75	3
3*15*3*100	3	15	3	100	3
4*10*4*50	4	10	4	50	3
4*16*4*75	4	16	4	75	3
4*20*4*100	4	20	4	100	3
5*13*5*50	5	13	5	50	3
5*20*5*75	5	20	5	75	3
5*25*5*100	5	25	5	100	3
5*13*6*50	5	13	6	50	3
6*15*6*50	6	15	6	50	3
6*25*6*75	6	25	6	75	3
6*30*6*100	6	30	6	100	3
8*24*8*60	8	20	8	60	3

型号 Type	规格Specification				刃数 Flutes
	刃径D	刃长Lc	柄径d	总长L	
8*28*8*75	8	28	8	75	3
8*35*8*100	8	35	8	100	3
10*30*10*75	10	30	10	75	3
10*40*10*100	10	40	10	100	3
12*36*12*75	12	36	12	75	3
12*45*12*100	12	45	12	100	3
14*45*14*100	14	45	14	100	3
14*60*14*150	14	60	14	150	3
16*45*16*100	16	45	16	100	3
16*60*16*150	16	60	16	150	3
18*45*18*100	18	45	18	100	3
18*70*18*150	18	70	18	150	3
20*45*20*100	20	45	20	100	3
20*70*20*150	20	70	20	150	3

◎ 适用被加工材料及切削参数表 TABLE OF APPLICABLE PROCESSED MATERIALS AND CUTTING PARAMETERS

适用材料 Applicable materials		切深a_p	切宽a_e	线速度v_c	进给f_z
P	碳钢、合金钢 Carbon steel, alloy steel				
M	不锈钢 Stainless steel				
K	铸铁 Cast Iron				
N	铝合金 Aluminum Alloy steel	≤2D	≤0.3D	130m/min	0.008D mm/z
S	高温合金 Super alloy				
H	高硬钢 Hardened Steel				

按照被加工材料的不同材质和硬度，切削参数做适当的调整。
Please adjust the parameters according to the material and hardness of work pieces.

45度钢用定点钻

HRC45 CARBIDE RIGID FIXED POINT DRILL



型号 Type	规格Specification				角度 Angle
	刃径D	刃长Lc	柄径d	总长L	
3*6*3*50	3	6	3	50	90°
3*6*3*75	3	6	3	75	90°
3*6*3*100	3	6	3	100	90°
2*4*4*50	2	4	4	50	90°
3*6*4*50	3	6	4	50	90°
4*8*4*50	4	8	4	50	90°
4*8*4*75	4	8	4	75	90°
4*8*4*100	4	8	4	100	90°
5*10*5*50	5	10	5	50	90°
5*10*5*75	5	10	5	75	90°
5*10*5*100	5	10	5	100	90°
6*12*6*50	6	12	6	50	90°
6*12*6*75	6	12	6	75	90°
6*12*6*100	6	12	6	100	90°
8*16*8*60	8	16	8	60	90°

型号 Type	规格Specification				角度 Angle
	刃径D	刃长Lc	柄径d	总长L	
8*16*8*75	8	16	8	75	90°
8*16*8*100	8	16	8	100	90°
10*20*10*75	10	20	10	75	90°
10*20*10*100	10	20	10	100	90°
12*24*12*75	12	24	12	75	90°
12*24*12*100	12	24	12	100	90°
14*28*14*100	14	28	14	100	90°
14*28*14*150	14	28	14	150	90°
16*32*16*100	16	32	16	100	90°
16*32*16*150	16	32	16	150	90°
18*36*18*100	18	36	18	100	90°
18*36*18*150	18	36	18	150	90°
20*40*20*100	20	40	20	100	90°
20*40*20*150	20	40	20	150	90°

◎ 适用被加工材料及切削参数表 TABLE OF APPLICABLE PROCESSED MATERIALS AND CUTTING PARAMETERS

适用材料 Applicable materials		切深a_p	切宽a_e	线速度v_c	进给f_z
P	碳钢、合金钢 Carbon steel, alloy steel				
M	不锈钢 Stainless steel				
K	铸铁 Cast Iron			130m/min	0.003D mm/z
N	铝合金 Aluminum Alloy steel				
S	高温合金 Super alloy				
H	高硬钢 Hardened Steel				

按照被加工材料的不同材质和硬度，切削参数做适当的调整。
Please adjust the parameters according to the material and hardness of work pieces.

45度铝用定点钻

HRC45 CARBIDE FIXED POINT DRILL FOR ALUMINUM





型号 Type	规格Specification				角度 Angle
	刃径D	刃长Lc	柄径d	总长L	
3*6*3*50	3	6	3	50	90°
3*6*3*75	3	6	3	75	90°
3*6*3*100	3	6	3	100	90°
2*4*4*50	2	4	4	50	90°
3*6*4*50	3	6	4	50	90°
4*8*4*50	4	8	4	50	90°
4*8*4*75	4	8	4	75	90°
4*8*4*100	4	8	4	100	90°
5*10*5*50	5	10	5	50	90°
5*10*5*75	5	10	5	75	90°
5*10*5*100	5	10	5	100	90°
6*12*6*50	6	12	6	50	90°
6*12*6*75	6	12	6	75	90
6*12*6*100	6	12	6	100	90°
8*16*8*60	8	16	8	60	90°

型号 Type	规格Specification				角度 Angle
	刃径D	刃长Lc	柄径d	总长L	
8*16*8*75	8	16	8	75	90°
8*16*8*100	8	16	8	100	90°
10*20*10*75	10	20	10	75	90°
10*20*10*100	10	20	10	100	90°
12*24*12*75	12	24	12	75	90°
12*24*12*100	12	24	12	100	90°
14*28*14*100	14	28	14	100	90°
14*28*14*150	14	28	14	150	90°
16*32*16*100	16	32	16	100	90°
16*32*16*150	16	32	16	150	90°
18*36*18*100	18	36	18	100	90°
18*36*18*150	18	36	18	150	90°
20*40*20*100	20	40	20	100	90°
20*40*20*150	20	40	20	150	90°

◎ 适用被加工材料及切削参数表 TABLE OF APPLICABLE PROCESSED MATERIALS AND CUTTING PARAMETERS

适用材料 Applicable materials		切深a_p	切宽a_e	线速度v_c	进给f_z
P	碳钢、合金钢 Carbon steel, alloy steel				
M	不锈钢 Stainless steel				
K	铸铁 Cast Iron				
N	铝合金 Aluminum Alloy steel			150(60-350)m/min	0.008D mm/z
S	高温合金 Super alloy				
H	高硬钢 Hardened Steel				

按照被加工材料的不同材质和硬度，切削参数做适当的调整。
Please adjust the parameters according to the material and hardness of work pieces.

45度4刃倒角刀

HRC45 CARBIDE 4 FLUTES CHAMFER MILL

型号 Type	柄径d	总长L	刃数 Flutes
4*50*90°	4	50	90°
6*50*90°	6	50	90°
8*60*90°	6	60	90°

型号 Type	柄径d	总长L	刃数 Flutes
10*75*90°	10	75	90°
12*75*90°	12	75	90°

◎ 适用被加工材料及切削参数表 TABLE OF APPLICABLE PROCESSED MATERIALS AND CUTTING PARAMETERS

适用材料 Applicable materials		切深a_p	切宽a_e	线速度v_c	进给f_z
P	碳钢、合金钢 Carbon steel, alloy steel				
M	不锈钢 Stainless steel				
K	铸铁 Cast Iron			130m/min	0.003D mm/z
N	铝合金 Aluminum Alloy steel				
S	高温合金 Super alloy				
H	高硬钢 Hardened Steel				

按照被加工材料的不同材质和硬度，切削参数做适当的调整。
Please adjust the parameters according to the material and hardness of work pieces.

牌号介绍

BRAND INTRODUCTION

牌号/Grade	用途/Purpose
CH400	紫红色，适用于不锈钢304、316等，半精及精加工。 Purple, suitable for stainless steel 304， 316， titanium alloy, etc., stainless steel is the first
CH300H	金黄色，适用于不锈钢201、304、低碳钢等，粗加工及半精加工。 Golden yellow, suitable for rough machining and semi-finishing of stainless steel 201，
CH6530	适用于不锈钢、钢件、淬火钢等 coating, suitableforstainless steel,steelparts, hardenedsteel,ete., the first choice for
CH3308	暗紫色，钢件、不锈钢，半精及精加工。 Darkpurple,steel,stainlesssteelsemi-finishingand finishing.
CH3080	北极光，钢件、不锈钢，半精及精加工。 7 color coating,steel,stainlesssteelsemi-finishing andfinishing.
CH1930	古铜色，适用于不锈钢、低碳钢、钛合金，半精及精加工。 Bronze, suitable for stainless steel, mild steel machining, semi-finishing and finishing.
CH1930A	古铜色，不锈钢、钢件等。 Bronze color, universal for stainless steel and steel parts.
CH6130	黑色，钢件、不锈钢、铸铁通用加工。 Black,generalprocessingofsteelandstainlesssteel.
CH6130A	淡彩色，钢件、不锈钢、铸铁通用加工。 Lightcolor,generalprocessingofsteeland stainlesssteel
CH6130B	金色，HRC35度内钢件加工。 Gold,steelprocessingwithinHRC35.
CH3308	古铜色，适用于不锈钢、低碳钢，半精及精加工。 Bronze,suitableforstainless steel,mildsteelmachining,semi-finishingandfinishing.

车削刀片

TURNING BLADE

				**CH6130**
APMT1135PDER-H2	APMT1135PDER-M2	APMT1135PDER-XM	APMT1135PDER-M1	
APMT1604PDER-H2	APMT1604PDER-M2	APMT1604PDER-XM	APMT1604PDER-M1	
·适用于：HRC50度以内，钢件、不锈钢、铸铁半精加工、精加工。				

			其它槽型支持定制	**CH6130A**
APMT1135PDER-H2	APMT1135PDER-M2	APMT1135PDER-XM		
APMT1604PDER-H2	APMT1604PDER-M2	APMT1604PDER-XM		
·适用于：HRC50度以内，钢件、不锈钢、铸铁半精加工、精加工。				

			其它槽型支持定制	**CH6130**
APMT1135PDER-H2	APMT1135PDER-M2	APMT1135PDER-XM		
APMT1604PDER-H2	APMT1604PDER-M2	APMT1604PDER-XM		
·适用于：HRC35度以内钢件，45#钢、P20、不锈钢等、半精加工、精加工。				

	**CH6530**		**CH1001 金属陶瓷**
APkT1135-MA		APMT1135PDER-XM	
APMT1604-MA		APMT1604PDER-XM	
·适用于：HRC55度以内，不锈钢、钢件、淬火钢		·适用于：HRC55度以内，不锈钢、钢件、淬火钢	

	**CH2001 铝用涂层**		**CH2001 铝用涂层**
APkT1135-MA		APGT1135-G2	
APMT1604-MA		APGT1604-G2	
·适用于：铜铝加工。			

		其它槽型支持定制	**CH3308**
APMT1135PDER-H2	APMT1135PDER-M2		
APMT1604PDER-H2	APMT1604PDER-M2		
·适用于：HRC35度以内，钢件、不锈钢、半精加工、精加工。			

			其它槽型支持定制	**Z6130**
RPMT08T2MO-JS	RPMT1003MO-TT	RDMT1204MO-MM		
RPMT10T3MO-JS	RDMT10T3MO-TT			
·适用于：HRC50度以内，钢件、不锈钢、铸铁半精加工、精加工。				

				**CH6130A**
PMT08T2MO-JS	PMT1003MO-TT	PMT1204MO-TT	RDMT1204MO-MM	
PMT10T3MO-JS	DMT10T3MO-TT			
·适用于：HRC50度以内，钢件、不锈钢、铸铁半精加工、精加工。				

			其它槽型支持定制	**Z3308**
RPMT08T2MO-JS	PMT1003MO-TT	PMT1204MO-JS		
RPMT10T3MO-JS				
·适用于：HRC50度以内，钢件、不锈钢、铸铁半精加工、精加工。				

				**Z6530**
PMT08T2MO-JS	PMT1003MO-TT	DMT10T3MO-TN	RPMT1204MO-TT	
PMT10T3MO-JS	DMT1003MO-TT			
·适用于：HRC55度以内，不锈钢、钢件、淬火钢等。				

			其它槽型支持定制	**CH6130B**
RPMT1003MO-TT	RDMT1204MO-MM	PMT1204MO-TT		
RDMT10T3MO-TT				
·适用于：HRC35度以内钢件，45#钢、P20、不锈钢等、半精加工、精加工。				

		**CH1001** 金属陶瓷
RCKT10T3-ST	R39011T308-PM	
RCKT1204-ST		
·适用于：HRC40度以内,钢件专用。		

快进给铣削槽型规格

FAST FORWARD TO MILLING GROOVE SPECIFICATIONS

				
LNMU0303ZER	LNMU0303ZER	LNMU0303ZER	LNMU0303ZER	LNMU0303ZER
CH6130	CH1930	CH400	CH6130A	CH6130B
·快进给刀片，东芝槽型；适用于：钢件、不锈钢。				·钢件

		·其它牌号支持定制	 京瓷通装	 京瓷通装
LOGU030310-GM	LOGU030310-GM		WNMU080608EN-GM	WNMU080608EN-GM
CH6130	CH1930		CH6130	CH1930
·快进给刀片，京瓷槽型；适用于：钢件、不锈钢。				

			
4NKT060308R	4NKT060308R	4NKT060308R	4NKT060308R
CH6130	CH400	CH6130A	CH6130B
·适用于：HRC50度以内，钢件、不锈钢、铸铁半精加工、精加工。			·钢件

 克洛伊槽	 克洛伊槽	 特固克槽		·其它牌号支持定制
SNMU1206ANN-MM	SNMU1206ANN-MM	SNMU1306ANEN-GM	SDMT1205/1505	
CH6130	CH1930	CH1930	CH1930	
·适用于：钢件，不锈钢。				

				
ENMU100412PER-PH	ENMU100412PER-PH	BLMP0603/0904R	LNMU110408/15T608	LNMU110408/15T608
CH1930	CH6130	CH1930	CH1930	CH6130
·快进给刀片，适用于：钢件、不锈钢。				

铣削刀片槽型规格

MILLING BLADE GROOVE SPECIFICATIONS

 日立槽	 日立槽	 日立槽	
EPNW0603TN-8	JDMT070204/08R	JDMT070204/08R	RT070204/100308R
CH1930	CH1930	CH6130	CH5130
·适用于：钢件，不锈钢。			

			
SEKT1203AFTN	SEKT1203AFTN	SEKT1203AFTN	SEKN1504AFTN
CH6130	CH1930	CH6130B	CH6130
·适用于：钢件，不锈钢。			

			·面铣
SEKT1204AFTN	SEKT1204AFTN	SEKT1204AFTN	
CH6130	CH1930	CH6130B	
·适用于：钢件，不锈钢。			

车削刀片

TURNING BLADE

				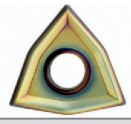
WNMG080404-BF WNMG080408-BF	WNMG080404-MA WNMG080408-MA WNMG080412-MA	WNMG080404-MS WNMG080408-MS	WNMG080404-MA WNMG080408-MA	WNMG080404-MS WNMG080408-MS
CH6130	CH3308		CH3080	
·适用于：钢件、不锈钢等、半精加工、精加工				

				
WNMG080404-BF WNMG080408-BF	WNMG080404-JMS WNMG080408-JMS WNMG080412-JMS	WNMG080404-JMS WNMG080408-JMS WNMG080412-JMS	WNMG080404-MT WNMG080408-MT	WNMG080404-TF WNMG080408-TF
CH400	CH400	CH300H	CH1330	CH6530
·不锈钢304、316,精加工	·不锈钢304、316半精加工	·不锈钢201、304	·钢件专用	·淬火料、模具钢。

		
WNMG080404R/L-S WNMG080408R/L-S	WNMG080402-HA WNMG080404-HA WNMG080408-HA	WNMG080404-TM WNMG080408-TM
CH1001	CH2001	CH9125
·不锈钢304、316,精加工	·铜铝加工	·钢件专用

				
TNMG160404-BF TNMG160408-BF	TNMG160404-MA TNMG160408-MA	TNMG160404-MS TNMG160408-MS	TNMG160404-MA TNMG160408-MA	TNMG160404-MS TNMG160408-MS
CH6130	CH3308		CH3080	
·适用于：钢件、不锈钢等、半精加工、精加工				

				
TNMG160404-BF TNMG160408-BF	TNMG160404-JMS TNMG160408-JMS TNMG160412-JMS	TNMG160404-JMS TNMG160408-JMS TNMG160412-JMS	TNMG160404-HA TNMG160408-HA	TNMG160404-TF TNMG160408-TF
CH400	CH400	CH300H	CH2001	CH6530
·不锈钢304、316,精加工	·不锈钢304、316半精加工	·不锈钢201、304	·铜铝加工	·淬火料、模具钢。

		
TNMG160403-MSF TNMG160405-MSF	TNMG160404R/L-FS TNMG160408R/L-FS	TNMG160404-TM TNMG160408-TM
CH400	CH1001	CH9125
·不锈钢304、316,精加工	·金属陶瓷，钢件专用	·钢件专用

车削刀片

TURNING BLADE

		
CNMG120404-MA CNMG120404-MA	CNMG120404-MA CNMG120404-MA	CNMG120404-TF CNMG120404-TFS
CH3308	CH3080	CH6530
·钢件、不锈钢	·钢件、不锈钢	·淬火料、模具钢。

		
VNMG160404-MS VNMG160408-MS	VNMG160404-MS VNMG160408-MS	VNMG160404-TF VNMG160408-TF
CH3308	CH3080	CH6530
·钢件、不锈钢	·钢件、不锈钢	·淬火料、模具钢。

			
DNMG150604-MA DNMG150608-MA	DNMG150404-MA DNMG150408-MA	SNMG120408-MA	VBMT160404-MV VBMT160408-MV
CH400		CH300H	
·钢件、不锈钢			

			
TNMG160404R/L-VF TNMG160408R/L-VF	TNMG160404R/L-VF TNMG160408R/L-VF	TNGG160402R/L-S TNGG160404R/L-S	TNGG160402R/L-S TNGG160404R/L-S
CH1001	CH1330	CH1001	CH1330
·钢件专用，金属陶瓷			

	
TNGG160402R/L-2G TNGG160404R/L-2G	TBGH060102/04L TPGH080202/04L TPGH1102(03)02/04L
CH1001	
·钢件专用，金属陶瓷	

				
TCMT110202-MA TCMT110204-MA TCMT110208-MA	TCMT110204-MAT CMT110208-MA	TCMT110204-MAT CMT110208-MA	TCMT110205-MF	TCMT110204-MA TCMT110208-MA
CH3308	CH400	CH400	CH300H	CH3080
·钢件、不锈钢	·不锈钢304、316	·不锈钢304、316	·不锈钢201、304	·钢件、不锈钢

				
CCMT0602(02/04/08) CCMT09T3(02/04/08) CCMT1204(04/08)MA	CCMT060204/08-MA CCMT09T304/08-MA CCMT120404/08-MA	CCMT060204-TF CCMT09T304-TF	CCMT060204/08-HQ CCMT09T304/08-HQ	CCMT060204/08-HQ CCMT09T304/08-HQ
CH3308	CH3080	CH6530	CH1001	CH1330
·钢件、不锈钢	·钢件、不锈钢	·淬火料、模具钢。	·钢件专用，金属陶瓷	·钢件专用，涂层金属陶瓷

				
DCMT070204-MV DCMT11T304-MV DCMT11T308-MV	DCMT11T304-MAD CMT11T308-MA	DCMT11T304-MAD CMT11T308-MA	DCMT070204-MVDC MT11T302/04-MVDC MT11T308-MV	TBMT060102-DP TBMT060104-DP
CH3080	CH3080	CH308	CH3308	CH3308
·钢件、不锈钢				

车削刀片

TURNING BLADE

				
TNGG160402R/L-S TNGG160404R/L-S	DCGT11T301-MF DCGT11T302/04-MF	DCGT11T301R/L-U DCGT11T302/04R/L-U	DCGT11T301R/L-H DCGT11T302/04R/L-H	DCGT070201-CK DCGT070202-CK DCGT070204-CK
CH3308				
·钢件、不锈钢				

				
CCGT09T301R/L-U CCGT09T302R/L-U CCGT09T304R/L-U	CCGT09T301R/L-H CCGT09T302R/L-H CCGT09T304R/L-H	CCGT060201/02/04-1L CCGT09T301/02/04-1L	CCGT060202/04R/L-S CCGT09T302/04R/L-S	DCGT070201/02/04-1L DCGT11T301/02/04-1L
CH3308				
·钢件、不锈钢				

				
WBGT060101R/L WBGT060102R/L WBGT060401R-L	TKFB12R15005M 12R28005/010M 12L28005/010MR	TKF16R/L 100/120-S 125/150-S 250/300-S	CTP 05 10 15 20FR/L	CTP 05 10 15 20FR/LN
CH3308				
·钢件、不锈钢				

				
CTPA 07 10 15 20FR/L	CTPA 07 10 15 20FR/L N	VBGT110301R/L-Y VBGT110302R/L-Y VBGT110304R/L-Y	ABS 15R4005 15R4015 15R4005M 15R4015M	ABW 15R4005 15R4015 15R4005M 15R4015M
CH3308				
·钢件、不锈钢				

				
ABS 23R5005 23R2015 23R5005M 23R5015M	ABS 23R5005 23R2015 23R5005M 23R5015M	TNFR 16150-250DM0 22200-300DM5	TNFR 16150DMR075 16200DMR100 22200DM5R100 22250DM5R125	TGF32R/L040-320 每间隔0.05一规格
CH3308				
·钢件、不锈钢				

				
GER/L 100-050AR 200-100AR 100-050BR 200-100BR	GER/L 100-005B 120-005B 150-010B 300-020B	GER*C 100/120/125 140/145/150 170/185/195 200/250/300	GER*D 100/140/145 150/170/185 195/200/225 230/250/300	TT43R/L 6001/6002 6003/6004 5501/5502 5503/5504
CH3308				
·钢件、不锈钢				

				
8GR/L 100/135/150 175/195/200 250/300/350	9GR/L 100/150/175 195/200/220 250/300/350	Fc1604 150DM10 R/L 200DM10 250DM10 300DM10	Fc1604 150DM10 R/L 200DM10 250DM10 300DM10	GBA43R/L 100-480间隔
CH3308				
·钢件、不锈钢				


GBA32R/L 050-300
CH3308
·钢件、不锈钢

螺纹刀片

THREADED BLADE

			
16ER AG60 16ERAG55 16ER G60 16ER A60 16ER1.0-3.0Iso	16IR AG60 16IRAG55 16IR G60 16IR A60 16IR1.0-3.0ISo		
CH3308			
·适用于：钢件、不锈钢等、半精加工、精加工			

U钻刀片

U-DRILL BLADE

			
WCMT030208-DG WCMT040208-DG WCMT050308-DG WCMT06T308-DG WCMT080412-DG	WCMX030208-ZY WCMX040208-ZY WCMT050308-ZY WCMT06T308-ZY WCMT080412-ZY	SPMG050204-DG SPMG060204-DG SPMG07T308-DG SPMG09T308-DG SPMG110408-DG	SOMT050204-DP SOMT060204-DP SOMT070306-DP SOMT08T306-DP SOMT09T308-DP
CH300H	CH1930	CH1930	CH6130
·不锈钢201、304	·钢件、不锈钢		

			
E-MGMN150-G E-MGMN200-G E-MGMN250-G	E-MGMN300-M E-MGMN400-M E-MGMN50O-M	E-MGMN200-T E-MGMN300-T	E-MRMN150-M E-MRMN200-M E-MRMN250-M E-MRMN300-M E-MRMN400-M
CH1930			
·不锈钢、中低碳钢			

			
E-MGGN150-V E-MGGN200-V E-MGGN250-V E-MGGN300-V E-MGGN400-V	E-MGGN150-V-R/L E-MGGN200-V-R/L E-MGGN250-V-R/L E-MGGN300-V-R/L E-MGGN400-V-R/L	TDC200N TDC200N 特固克通装	TDJ200 TDJ300 特固克通装
CH1930		CH6130	
·不锈钢、中低碳钢			

NTK系列

NTK SERIES

型号/Model	牌号/brand	加工对象/processing object	槽型说明/groove type description
TNGG160402-UL	CH300H	不锈钢、钢件	精加工
TNGG160404-UL			
CCGT09T302-SL			
CCGT09T304-SL			
DCGT11T302-SL			
DCGT11T304-SL			
VBGT110302-SL			
VBGT110304-SL			
VCGT110302-SL			
VCGT110304-SL			

型号/Model	牌号/brand	加工对象/processing object	槽型说明/groove type description
TPGH110301L	CH3308	不锈钢、钢件	精加工
TPGH110302L			
TPGH110304L			
TPGH080202L			
TPGH080204L			
TPGH090202L			
TPGH090204L			
TCGT110202L			
TCGT110204L			
TBGT060102L			
TBGT060104L			

常规铝用刀片型号

CONVENTIONAL ALUMINUM BLADE MODELS

型号/Model	牌号/brand	加工对象/processing object	槽型说明/groove type description
APKT1604-MA-H01/02/04/08	CH2001	铜铝加工	精加工、半精加工
APKT1604-MA3-H01(R0.8)			
APKT1604-G2-H01(R0.8/0.4)			
APKT1135-G2-H01/02/04/08			
APKT1135-MA-H01(R0.2/0.4)			
APKT1003-HO1			
SEHT1204-H01			
RP/RCGT1003-AK-H01			
SCGT120402/04/08-H01			
TNMG160402/04/08-H01			
VNMG160402/04/08-H01			
WNMG080402/04/08-H01			
CNMG120402/04/08-H01			
SNMG120402/04/08-H01			
DCGT070202/04/08-H01			
DCGT11T302/04/08-H01			
VCGT11T302/04/08-H01			
VCGT160402/04/08-H01			
CCGT060202/04/08-H01			
CCGT09T302/04/08-H01			
TCGT110202/04/08-H01			
TCGT16T302/04/08-H01			

四川川昊精工机械有限公司

Sichuan Chuanhao Seiko Machinery Co., LTD

四川川昊精工机械有限公司
Sichuan Chuanhao Seiko Machinery Co., LTD

四川省遂宁市经济技术开发区机场北路5号
No.5 Airport North Road, Economic and Technological Development Zone,
Suining City,Sichuan Province

+86 18814046897

https://www.chuanhaoseiko.com/

WEBSITE

WHATSAPP