CHUAN HAO PRECISION MACHINERY

川昊精工机械（上海）有限公司
四川川昊精工机械有限公司

川昊人·客户心·精工报国

中国·川昊

公司简介

COMPANY PROFILE

四川川昊精工机械有限公司是川昊精工机械（上海）有限公司目前在西南地区设立的最大的螺纹刀具生产基地。公司位于成渝地区当中的四川遂宁市的国家级高新技术开发区。公司秉承总公司“川昊人，客户心，精工报国”的指导思想。致力于研究、开发、生产高品质的螺纹刀具。产品广泛服务于各电子行业、IT 行业、机车行业、等。本公司产品采用进口优质特种高速钢，产品品质具有硬度高、韧性好、寿命长等优点。

四川川昊精工机械有限公司于 2015 年按总公司指导思想成立以来，于 2017 年被评为“四川省遂宁市规上企业”，2018 年被评为“四川省质量诚信标杆企业”称号，2019 年评为“遂宁市高新技术企业”，2020 年被评为“国家高新技术企业”等等，至今我公司已获各类技术知识产权专利和软著二十余项。川昊人将继往开来，继续发扬“川昊出品，必是精品”的匠人精神，“川昊产品，优质平价，诚信交天下”发展理念为广大客户提供优质、高效的螺纹加工解决方案！

Sichuan Chuanhao Precision Machinery Co., Ltd. is the largest thread cutting tool production base established by Chuanhao Precision Machinery (Shanghai) Co., Ltd. in southwest China. The company is located in the national high-tech development zone of Suining city, Sichuan province in chengdu-Chongqing region. Companies adhering to the general company "Chuan Hao people, customer heart, seiko serve the country" guiding ideology. Committed to research, development, production of high-quality thread cutting tools. Our products are widely used in electronic industry, IT industry, locomotive industry, etc. The company's products are using imported high quality special high-speed steel, product quality with high hardness, good toughness, long life and other advantages.

Since sichuan Chuanhao Precision Machinery Co., Ltd. was established in 2015 according to the guiding ideology of the head office, it has been rated as "Top enterprise of Sichuan Suining City" in 2017， "Benchmark Enterprise of Sichuan Quality and Integrity" in 2018， "High-tech Enterprise of Suining City" in 2019， and "National High-tech Enterprise" in 2020， etc. So far, our company has obtained more than 20 patents and software of various technical intellectual property rights. Chuanhao people will carry forward the past and open up the future, continue to carry forward the craftsman spirit of "Chuanhao products, quality and affordable, integrity to the world" development concept to provide our customers with high quality, efficient thread processing solutions!

2018 四川省质量诚信标杆企业

2019 遂宁市高新技术企业

2020 国家高新技术企业

公司优势

COMPANY ADVANTAGE

产品优势

Product advantage

川昊精工机械有限公司是国内生产最小规格丝锥的重要基地，凭借其高品质的小规格丝锥而闻名。例如，即便是小至M0.7*0.175的丝锥，也能保持出色的品质。相比其他品牌，川昊的产品在同等质量下提供了极具竞争力的价格，性价比在国内市场处于领先地位。
该公司选用进口含钴高速钢、粉末冶金材料，制造标准覆盖了日标JIS、国标ISO、德标DIN等国际规范。产品特点包括高强度、高韧性、出色的耐磨性和长使用寿命，尤其适用于不锈钢及其他难加工材料，被誉为加工这些材料的“克星”。
这样的丝锥对于精密加工行业和对高精度要求的客户来说是非常理想的选择，尤其是在微型零部件制造中更是具有独特优势。

Chuanhao Seiko Machinery Co., Ltd. is a key base in China for producing the smallest specifications of threading taps, renowned for its high-quality small-sized taps. For example, even taps as small as M0.7*0.175 can maintain excellent quality. Compared to other brands, Chuanhao's products offer highly competitive prices for the same level of quality, making them a leader in cost-effectiveness within the domestic market.
The company uses imported cobalt-containing high-speed steel and powder metallurgy materials. Their manufacturing standards cover international norms such as JIS (Japanese), ISO (International), and DIN (German). The products are characterized by high strength, high toughness, excellent wear resistance, and long service life, making them particularly suitable for stainless steel and other difficult-to-machine materials. They are hailed as the "nemesis" of processing such materials.
These taps are an ideal choice for the precision machining industry and clients with high precision requirements, especially in the manufacturing of micro-components, wherethey offer unique advantages.

技术优势

Technical advantage

公司的核心技术主要分为“材料应用及处理”、“丝锥产品设计”、“标准制定及应用”、“精密测量方法”及“精密磨削技术”五大类基本技术，细分则包含“高速钢热处理技术”及“材料研究及应用技术”在内的八小类应用技术。公司核心技术层次清晰，结构齐备，应用范围不仅涵盖现有各类产品的研发、设计及生产制造环节，也是公司后续新产品持续推出的技术基础。公司根据国外先进工艺结合国内几大工具厂的丰富经验，开发具有自主知识产权的全自动智能化生产线，配备一流的丝锥检测设备、设施，对产品质量实行全程监控，确保“川昊出品，必是精品”。

The company's core technologies are mainly divided into five basic categories: "Material Application and Processing," "Tap Product Design," "Standards Development and Application," "Precision Measurement Methods," and "Precision Grinding Technology." These can be further subdivided into eight applied technologies, including "High-Speed Steel Heat Treatment Technology" and "Material Research and Application Technology." The company's core technology structure is clear and comprehensive, with applications not only covering the R&D, design, and manufacturing stages of various existing products but also serving as the technological foundation for the continuous introduction of new products. By integrating advanced foreign processes with the extensive experience of several major domestic tool manufacturers, the company has developed fully automated and intelligent production lines with independent intellectual property rights. Equipped with first-class tap inspection equipment and facilities, the company implements comprehensive quality control throughout the entire production process, ensuring that "Chuanhao products are always of premium quality."

市场优势

Market advantage

本公司产品畅销国内外市场。在国内，我们与各省会的经销商及众多知名企业建立了长期稳定的合作关系。国际市场方面，产品远销东南亚、欧洲、印度、墨西哥、美国、俄罗斯等多个国家和地区，获得了广泛的市场认可与客户信赖

Our company's products are popular in both domestic and international markets. Domestically, we have established long-term and stable partnerships with distributors in provincial capitals and numerous well-known enterprises. In the international market, our products are exported to Southeast Asia, Europe, India, Mexico, the United States, Russia, and many other countries and regions, gaining widespread market recognition and customer trust.

发展方向

DEVELOPMENT DIRECTION

近年来，随着切削加工条件的变化以及对高生产率的重视，对螺纹刀具的材料、表面处理、结构参数等提出了更高要求。我司立志于使“每一把刀具都调整到适用于每一个具体加工对象”。

未来预备将计算机技术应用于更多工序，提高专用设备的自动化程度，满足操作简单、调整方便、产品质量稳定的要求，同时最大限度地发挥设备的效能，最大程度的实现工厂自动化和无人化加工，改善螺纹刀具的切削性能，提高其使用寿命，以满足高速切削的需要。

In recent years, with the change of cutting conditions and the emphasis on high productivity, the material, surface treatment and structural parameters of thread cutting tools have been put forward higher requirements. Our company is determined to make "every tool is adapted to each specific machining object".

Prepare applying computer technology to more working procedure in the future, enhance the automation of special equipment, to meet the operation is simple, convenient adjustment, stable product quality requirements, at the same time maximize the efficiency of imported equipment, the realization of the maximum of factory automation and unmanned machining, improve the cutting performance of thread cutting tools, improve its service life, to meet the need of high speed cuting

公司专利

COMPANY PATENT


实用新型专利证书


发明专利证书


实用新型专利证书


实用新型专利证书


实用新型专利证书


实用新型专利证书


实用新型专利证书


实用新型专利证书


实用新型专利证书


实用新型专利证书


实用新型专利证书


实用新型专利证书

65度4刃钨钢铣刀

HRC65 CARBIDE 4 FLUTES STANDARD LENGTH END MILL

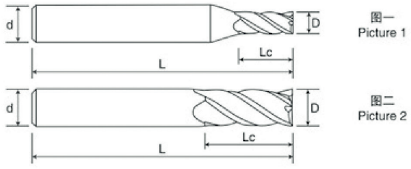

型号 Type	规格Specification				刃数 Flutes
	刃径D	刃长Lc	柄径d	总长L	
3*8*3*50	3	8	3	50	4
3*12*3*75	3	12	3	75	4
3*15*3*100	3	15	3	100	4
1*3*4*50	1	3	4	50	4
1.5*4*4*50	1.5	4	4	50	4
2*5*4*50	2	5	4	50	4
2.5*7*4*50	2.5	7	4	50	4
3*8*4*50	3	8	4	50	4
3.5*10*4*50	3.5	10	4	50	4
4*10*4*50	4	10	4	50	4
4*16*4*75	4	16	4	75	4
4*20*4*100	4	20	4	100	4
5*13*5*50	5	13	5	50	4
5*20*5*75	5	20	5	75	4
5*25*5*100	5	25	5	100	4
1*3*6*50	1	3	6	50	4
1.5*4*6*50	1.5	4	6	50	4
2*5*6*50	2	5	6	50	4
2.5*7*6*50	2.5	7	6	50	4
3*8*6*50	3	8	6	50	4
3.5*10*6*50	3.5	10	6	50	4
4*10*6*50	4	10	6	50	4
4.5*12*6*50	4.5	12	6	50	4
5*13*6*50	5	13	6	50	4
6*15*6*50	6	15	6	50	4

型号 Type	规格Specification				刃数 Flutes
	刃径D	刃长Lc	柄径d	总长L	
3*8*3*50	3	8	3	50	4
3*12*3*75	3	12	3	75	4
3*15*3*100	3	15	3	100	4
1*3*4*50	1	3	4	50	4
1.5*4*4*50	1.5	4	4	50	4
2*5*4*50	2	5	4	50	4
2.5*7*4*50	2.5	7	4	50	4
3*8*4*50	3	8	4	50	4
3.5*10*4*50	3.5	10	4	50	4
4*10*4*50	4	10	4	50	4
4*16*4*75	4	16	4	75	4
4*20*4*100	4	20	4	100	4
5*13*5*50	5	13	5	50	4
5*20*5*75	5	20	5	75	4
5*25*5*100	5	25	5	100	4
1*3*6*50	1	3	6	50	4
1.5*4*6*50	1.5	4	6	50	4
2*5*6*50	2	5	6	50	4
2.5*7*6*50	2.5	7	6	50	4
3*8*6*50	3	8	6	50	4
3.5*10*6*50	3.5	10	6	50	4
4*10*6*50	4	10	6	50	4
4.5*12*6*50	4.5	12	6	50	4
5*13*6*50	5	13	6	50	4
6*15*6*50	6	15	6	50	4

◎ 适用被加工材料及切削参数表 TABLE OF APPLICABLE PROCESSED MATERIALS AND CUTTING PARAMETERS

适用材料 Applicable materials		切深a_p	切宽a_e	线速度v_c	进给f_z
P	碳钢、合金钢 Carbon steel, alloy steel	≤1.5D	≤0.1D	120m/min	0.006D mm/z
M	不锈钢 Stainless steel	≤1.5D	≤0.1D	100m/min	0.006D mm/z
K	铸铁 Cast Iron	≤1.5D	≤0.1D	120m/min	0.0055D mm/z
N	铝合金 Aluminum Alloy steel				
S	高温合金 Super alloy				
H	高硬钢 Hardened Steel				

按照被加工材料的不同材质和硬度，切削参数做适当的调整。
Please adjust the parameters according to the material and hardness of work pieces.

65度2刃钨钢球刀

HRC65 CARBIDE 2 FLUTES STANDARD LENGTH BALL NOSE END MILL

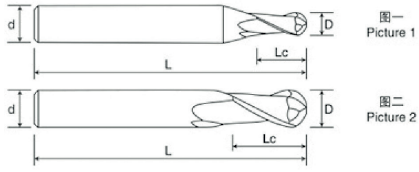

型号 Type	规格Specification				刃数 Flutes
	刃径D	刃长Lc	柄径d	总长L	
R1.5*6*3*50	1.5	6	3	50	2
R1.5*6*3*75	1.5	6	3	75	2
R1.5*6*3*100	1.5	6	3	100	2
R0.5*2*4*50	0.5	2	4	50	2
R0.75*3*4*50	0.75	3	4	50	2
R1*4*4*50	1	4	4	50	2
R1.25*5*4*50	1.25	5	4	50	2
R1.5*6*4*50	1.5	6	4	50	2
R1.75*7*4*50	1.75	7	4	50	2
R2*8*4*50	2	8	4	50	2
R2*8*4*75	2	8	4	75	2
R2*8*4*100	2	8	4	100	2
R2.5*10*5*50	2.5	10	5	50	2
R2.5*10*5*75	2.5	10	5	75	2
R2.5*10*5*100	2.5	10	5	100	2
R0.5*2*6*50	0.5	2	6	50	2
R0.75*3*6*50	0.75	3	6	50	2
R1*4*6*50	1	4	6	50	2
R1.25*5*6*50	1.25	5	6	50	2
R1.5*6*6*50	1.5	6	6	50	2
R1.75*7*6*50	1.75	7	6	50	2
R2*8*6*50	2	8	6	50	2
R2.5*10*6*50	2.5	10	6	50	2
R3*12*6*50	3	12	6	50	2
R3*12*6*75	3	12	6	75	2

型号 Type	规格Specification				刃数 Flutes
	刃径D	刃长Lc	柄径d	总长L	
R3*12*6*100	3	12	6	100	2
R3*12*5*150	3	12	6	150	2
R3.5*14*8*60	3.5	14	8	60	2
R4*16*8*60	4	16	8	60	2
R4*16*8*75	8	16	8	75	2
R4*16*8*100	4	16	8	100	2
R4*16*8*150	4	16	8	150	2
R4.5*18*10*75	4.5	18	10	75	2
R5*20*10*75	5	20	10	75	2
R5*20*10*100	5	20	10	100	2
R5*20*10*150	5	20	10	150	2
R5.5*22*12*75	5.5	22	12	75	2
R6*24*12*75	6	24	12	75	2
R6*24*12*100	6	24	12	100	2
R6*24*12*150	6	24	12	150	2
R7*28*14*80	14	28	14	80	2
R7*28*14*100	14	28	14	100	2
R7*28*14*150	14	28	14	150	2
R8*32*16*100	16	32	16	100	2
R8*32*16*150	16	32	16	150	2
R9*36*18*100	18	36	18	100	2
R9*36*18*150	18	36	18	150	2
R10*40*20*100	20	40	20	100	2
R10*40*20*150	20	40	20	150	2

◎ 适用被加工材料及切削参数表 TABLE OF APPLICABLE PROCESSED MATERIALS AND CUTTING PARAMETERS

适用材料 Applicable materials		切深a_p	切宽a_e	线速度v_c	进给f_z
P	碳钢、合金钢 Carbon steel, alloy steel	≤0.2D	≤0.2D	120m/min	0.004D mm/z
M	不锈钢 Stainless steel	≤0.2D	≤0.2D	80m/min	0.004D mm/z
K	铸铁 Cast Iron	≤0.2D	≤0.2D	120m/min	0.004D mm/z
N	铝合金 Aluminum Alloy steel				
S	高温合金 Super alloy				
H	高硬钢 Hardened Steel				

按照被加工材料的不同材质和硬度，切削参数做适当的调整。
Please adjust the parameters according to the material and hardness of work pieces.

65度4刃钨钢球刀

HRC65 CARBIDE 4 FLUTES STANDARD LENGTH BALL NOSE END MILL



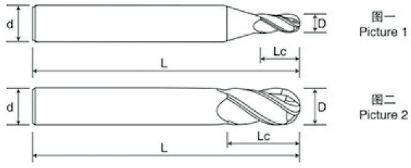

型号 Type	规格Specification				刃数 Flutes
	刃径D	刃长Lc	柄径d	总长L	
R1.5*6*3*50	1.5	6	3	50	4
R1.5*6*3*75	1.5	6	3	75	4
R1.5*6*3*100	1.5	6	3	100	4
R0.5*2*4*50	0.5	2	4	50	4
R0.75*3*4*50	0.75	3	4	50	4
R1*4*4*50	1	4	4	50	4
R1.25*5*4*50	1.25	5	4	50	4
R1.5*6*4*50	1.5	6	4	50	4
R1.75*7*4*50	1.75	7	4	50	4
R2*8*4*50	2	8	4	50	4
R2*8*4*75	2	8	4	75	4
R2*8*4*100	2	8	4	100	4
R2.5*10*5*50	2.5	10	5	50	4
R2.5*10*5*75	2.5	10	5	75	4
R2.5*10*5*100	2.5	10	5	100	4
R2.5*10*6*50	2.5	10	6	50	4
R3*12*6*50	3	12	6	50	4
R3*12*6*75	3	12	6	75	4
R3*12*6*100	3	12	6	100	4
R3*12*6*150	3	12	6	150	4
R3.5*14*8*60	3.5	14	8	60	4
R4*16*8*60	4	16	8	60	4

型号 Type	规格Specification				刃数 Flutes
	刃径D	刃长Lc	柄径d	总长L	
R4*16*8*75	4	16	8	75	4
R4*16*8*100	4	16	8	100	4
R4*16*8*150	4	16	8	150	4
R4.5*18*10*75	4.5	18	10	75	4
R5*20*10*75	5	20	10	75	4
R5*20*10*100	5	20	10	100	4
R5*20*10*150	5	20	10	150	4
R5.5*22*12*75	5.5	22	12	75	4
R6*24*12*75	6	24	12	75	4
R6*24*12*100	6	24	12	100	4
R6*24*12°150	6	24	12	150	4
R6.5*26*14*100	6.5	26	14	100	4
R7*28*14*80	7	28	14	80	4
R7*28*14*100	7	28	14	100	4
R7*28*14*150	7	28	14	150	4
R8*32*16*100	8	32	16	100	4
R8*32*16*150	8	32	16	150	4
R9*36*18*100	9	36	18	100	4
R9*36*18*150	9	36	18	150	4
R10*40*20*100	10	40	20	100	4
R10*40*20*150	10	40	20	150	4

◎ 适用被加工材料及切削参数表 TABLE OF APPLICABLE PROCESSED MATERIALS AND CUTTING PARAMETERS

适用材料 Applicable materials		切深a_p	切宽a_e	线速度v_c	进给f_z
P	碳钢、合金钢 Carbon steel, alloy steel	≤0.2D	≤0.2D	120m/min	0.004D mm/z
M	不锈钢 Stainless steel	≤0.2D	≤0.2D	80m/min	0.004D mm/z
K	铸铁 Cast Iron	≤0.2D	≤0.2D	120m/min	0.004D mm/z
N	铝合金 Aluminum Alloy steel				
S	高温合金 Super alloy				
H	高硬钢 Hardened Steel				

按照被加工材料的不同材质和硬度，切削参数做适当的调整。
Please adjust the parameters according to the material and hardness of work pieces.

65度4刃圆鼻铣刀

HRC65 CARBIDE 4 FLUTES STANDARD LENGTH CORNER RADIUS END MILL

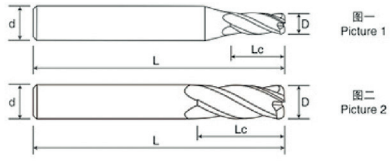

型号 Type	规格Specification				刃数 Flutes
	刃径D	刃长Lc	柄径d	总长L	
3*8*3*50	3	8	3	50	4
3*12*3*75	3	12	3	75	4
3*15*3*100	3	15	3	100	4
1*3*4*50	1	3	4	50	4
1.5*4*4*50	1.5	4	4	50	4
2*5*4*50	2	5	4	50	4
3*8*4*75	3	8	4	75	4
4*10*4*50	4	10	4	50	4
4*16*4*75	4	16	4	75	4
4*20*4*100	4	20	4	100	4
5*13"5*50	5	13	5	50	4
5*20*5*75	5	20	5	75	4
5*25*5*100	5	25	5	100	4
6*15*6*50	6	15	6	50	4

型号 Type	规格Specification				刃数 Flutes
	刃径D	刃长Lc	柄径d	总长L	
5*13*6*50	5	13	6	50	4
6*25*6*75	6	25	6	75	4
6*30*6*100	6	30	6	100	4
6*40*6*150	6	40	6	150	4
8*20*8*60	8	20	8	60	4
8*28*8*75	8	28	8	75	4
8*35*8*100	8	35	8	100	4
8*50*8*150	8	50	8	150	4
10*25*10*75	10	25	10	75	4
10*40*10*100	10	40	10	100	4
10*50*10*150	10	50	10	150	4
12*30*12*75	12	30	12	75	4
12*45*12*100	12	45	12	100	4
12*60*12*150	12	60	12	150	4

◎ 适用被加工材料及切削参数表 TABLE OF APPLICABLE PROCESSED MATERIALS AND CUTTING PARAMETERS

适用材料 Applicable materials		切深a_p	切宽a_e	线速度v_c	进给f_z
P	碳钢、合金钢 Carbon steel, alloy steel	≤1.5D	≤0.1D	120m/min	0.006D mm/z
M	不锈钢 Stainless steel	≤1.5D	≤0.1D	100m/min	0.006D mm/z
K	铸铁 Cast Iron	≤1.5D	≤0.1D	120m/min	0.0055D mm/z
N	铝合金 Aluminum Alloy steel				
S	高温合金 Super alloy				
H	高硬钢 Hardened Steel				

按照被加工材料的不同材质和硬度，切削参数做适当的调整。
Please adjust the parameters according to the material and hardness of work pieces.

65度2刃微径铣刀

HRC65 CARBIDE 2 FLUTES MICRO END MILL

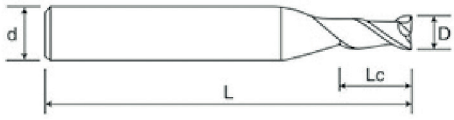

型号 Type	规格Specification				刃数 Flutes
	刃径D	刃长Lc	柄径d	总长L	
0.2*0.4*4*50	0.2	0.4	4	50	2
0.3*0.6*4*50	0.3	0.6	4	50	2
0.4*0.6*4*50	0.4	0.8	4	50	2
0.5*1*4*50	0.5	1	4	50	2

型号 Type	规格Specification				刃数 Flutes
	刃径D	刃长Lc	柄径d	总长L	
0.6*1.2*4*50	0.6	1.2	4	50	2
0.7*1.4*4*50	0.7	1.4	4	50	2
0.8*1.6*4*50	0.8	1.6	4	50	2
0.9*1.8*4*50	0.9	1.8	4	50	2

◎ 适用被加工材料及切削参数表 TABLE OF APPLICABLE PROCESSED MATERIALS AND CUTTING PARAMETERS

适用材料 Applicable materials		切深a_p	切宽a_e	线速度v_c	进给f_z
P	碳钢、合金钢 Carbon steel, alloy steel	≤1.5D	≤0.15D	11-28m/min	0.008D mm/z
M	不锈钢 Stainless steel				
K	铸铁 Cast Iron	≤1.5D	≤0.15D	150m/min	0.0065D mm/z
N	铝合金 Aluminum Alloy steel				
S	高温合金 Super alloy				
H	高硬钢 Hardened Steel				

按照被加工材料的不同材质和硬度，切削参数做适当的调整。
Please adjust the parameters according to the material and hardness of work pieces.

65度2刃微径球刀

HRC65 CARBIDE 2 FLUTES MICRO BALL NOSE END MILL

型号 Type	规格Specification				刃数 Flutes
	刃径D	刃长Lc	柄径d	总长L	
R0.1*0.4*4*50	0.1	0.4	4	50	2
R0.15*0.6*4*50	0.15	0.6	4	50	2
R0.2*0.8*4*50	0.2	0.8	4	50	2
R0.25*1*4*50	0.25	1	4	50	2

型号 Type	规格Specification				刃数 Flutes
	刃径D	刃长Lc	柄径d	总长L	
R0.3*1.2*4*50	0.3	1.2	4	50	2
R0.35*1.4*4*50	0.35	1.4	4	50	2
R0.4*1.6*4*50	0.4	1.6	4	50	2
R0.45*1.8*4*50	0.45	1.8	4	50	2

◎ 适用被加工材料及切削参数表 TABLE OF APPLICABLE PROCESSED MATERIALS AND CUTTING PARAMETERS

适用材料 Applicable materials		切深a_p	切宽a_e	线速度v_c	进给f_z
P	碳钢、合金钢 Carbon steel, alloy steel	≤1.5D	≤0.15D	170m/min	0.008D mm/z
M	不锈钢 Stainless steel				
K	铸铁 Cast Iron	≤1.5D	≤0.15D	150m/min	0.0065D mm/z
N	铝合金 Aluminum Alloy steel				
S	高温合金 Super alloy				
H	高硬钢 Hardened Steel				

按照被加工材料的不同材质和硬度，切削参数做适当的调整。
Please adjust the parameters according to the material and hardness of work pieces.

60度4刃钨钢铣刀

HRC60 CARBIDE 4 FLUTES STANDARD LENGTH END MILL



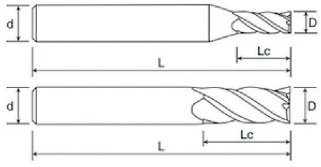

型号 Type	规格Specification				刃数 Flutes
	刃径D	刃长Lc	柄径d	总长L	
3*8*3*50	3	8	3	50	4
3*12*3*75	3	12	3	75	4
3*15*3*100	3	15	3	100	4
1*3*4*50	1	3	4	50	4
1.5*4*4*50	1.5	4	4	50	4
2*5*4*50	2	5	4	50	4
2.5*7*4*50	2.5	7	4	50	4
3*8*4*50	3	8	4	50	4
3.5*10*4*50	3.5	10	4	50	4
4*10*4*50	4	10	4	50	4
4*16*4*75	4	16	4	75	4
4*20*4*100	4	20	4	100	4
5*13*5*50	5	13	5	50	4
5*20*5*75	5	20	5	75	4
5*25*5*100	5	25	5	100	4
1*3*6*50	1	3	6	50	4
1.5*4*6*50	1.5	4	6	50	4
2*5*6*50	2	5	6	50	4
2.5*7*6*50	2.5	7	6	50	4
3*8*6*50	3	8	6	50	4
3.5*10*6*50	3.5	10	6	50	4
4*10*6*50	4	10	6	50	4
4.5*12*6*50	4.5	12	6	50	4
5*13*6*50	5	13	6	50	4
6*15*6*50	6	15	6	50	4

型号 Type	规格Specification				刃数 Flutes
	刃径D	刃长Lc	柄径d	总长L	
6*25*6*75	6	25	6	75	4
6*30*6*100	6	30	6	100	4
6*40*6*150	6	40	6	150	4
7*18*8*60	7	18	8	60	4
8*20*8*60	8	20	8	60	4
8*28*8*75	8	28	8	75	4
8*35*8*100	8	35	8	100	4
8*50*8*150	8	50	8	150	4
9*23*10*75	9	23	10	75	4
10*25*10*75	10	25	10	75	4
10*40*10*100	10	40	10	100	4
10*50*10*150	10	50	10	150	4
11*28*12*75	11	28	12	75	4
12*30*12*75	12	30	12	75	4
12*45*12*100	12	45	12	100	4
12*60*12*150	12	60	12	150	4
14*45*14*100	14	45	14	100	4
14*60*14*150	14	60	14	150	4
16*45*16*100	16	45	16	100	4
16*60*16*150	16	60	16	150	4
18*45*18*100	18	45	18	100	4
18*70*18*150	18	70	18	150	4
20*45*20*100	20	45	20	100	4
20*70*20*150	20	70	20	150	4

◎ 适用被加工材料及切削参数表 TABLE OF APPLICABLE PROCESSED MATERIALS AND CUTTING PARAMETERS

适用材料 Applicable materials		切深a_p	切宽a_e	线速度v_c	进给f_z
P	碳钢、合金钢 Carbon steel, alloy steel	≤1.5D	≤0.1D	120m/min	0.006D mm/z
M	不锈钢 Stainless steel	≤1.5D	≤0.1D	100m/min	0.006D mm/z
K	铸铁 Cast Iron	≤1.5D	≤0.1D	120m/min	0.0055D mm/z
N	铝合金 Aluminum Alloy steel				
S	高温合金 Super alloy				
H	高硬钢 Hardened Steel				

按照被加工材料的不同材质和硬度，切削参数做适当的调整。
Please adjust the parameters according to the material and hardness of work pieces.

60度2刃钨钢球刀

HRC60 CARBIDE 2 FLUTES STANDARD LENGTH BALL NOSE END MILL



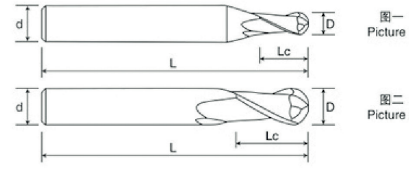

型号 Type	规格Specification				刃数 Flutes
	刃径D	刃长Lc	柄径d	总长L	
R1.5*6*3*50	1.5	6	3	50	2
R1.5*6*3*75	1.5	6	3	75	2
R1.5*6*3*100	1.5	6	3	100	2
R0.5*2*4*50	0.5	2	4	50	2
R0.75*3*4*50	0.75	3	4	50	2
R1*4*4*50	1	4	4	50	2
R1.25*5*4*50	1.25	5	4	5	2
R1.5*6*4*50	1.5	6	4	50	2
R1.75*7*4*50	1.75	7	4	50	2
R2*8*4*50	2	8	4	50	2
R2*8*4*75	2	8	4	75	2
R2*8*4*100	2	8	4	100	2
R2.5*10*5*50	2.5	10	5	50	2
R2.5*10*5*75	2.5	10	5	75	2
R2.5*10*5*100	2.5	10	5	100	2
R0.5*2*6*50	0.5	2	6	50	2
R0.75*3*6*50	0.75	3	6	50	2
R1*4*6*50	1	4	6	50	2
R1.25*5*6*50	1.25	5	6	50	2
R1.5*6*6*50	1.5	6	6	50	2
R1.75*7*6*50	1.75	7	6	50	2
R2*8*6*50	2	8	6	50	2
R2.5*10*6*50	2.5	10	6	50	2
R3*12*6*50	3	12	6	50	2
R3*12*6*75	3	12	6	75	2

型号 Type	规格Specification				刃数 Flutes
	刃径D	刃长Lc	柄径d	总长L	
R3*12*6*100	3	12	6	100	2
R3*12*5*150	3	12	6	150	2
R3.5*14*8*60	3.5	14	8	60	2
R4*16*8*60	4	16	8	60	2
R4*16*8*75	8	16	8	75	2
R4*16*8*100	4	16	8	100	2
R4*16*8*150	4	16	8	150	2
R4.5*18*10*75	4.5	18	10	75	2
R5*20*10*75	5	20	10	75	2
R5*20*10*100	5	20	10	100	2
R5*20*10*150	5	20	10	150	2
R5.5*22*12*75	5.5	22	12	75	2
R6*24*12*75	6	24	12	75	2
R6*24*12*100	6	24	12	100	2
R6*24*12*150	6	24	12	150	2
R7*28*14*80	14	28	14	80	2
R7*28*14*100	14	28	14	100	2
R7*28*14*150	14	28	14	150	2
R8*32*16*100	16	32	16	100	2
R8*32*16*150	16	32	16	150	2
R9*36*18*100	18	36	18	100	2
R9*36*18*150	18	36	18	150	2
R10*40*20*100	20	40	20	100	2
R10*40*20*150	20	40	20	150	2

◎ 适用被加工材料及切削参数表 TABLE OF APPLICABLE PROCESSED MATERIALS AND CUTTING PARAMETERS

适用材料 Applicable materials		切深a_p	切宽a_e	线速度v_c	进给f_z
P	碳钢、合金钢 Carbon steel, alloy steel	≤0.2D	≤0.2D	120m/min	0.004D mm/z
M	不锈钢 Stainless steel	≤0.2D	≤0.2D	80m/min	0.004D mm/z
K	铸铁 Cast Iron	≤0.2D	≤0.2D	120m/min	0.004D mm/z
N	铝合金 Aluminum Alloy steel				
S	高温合金 Super alloy				
H	高硬钢 Hardened Steel				

按照被加工材料的不同材质和硬度，切削参数做适当的调整。
Please adjust the parameters according to the material and hardness of work pieces.

60度4刃圆鼻铣刀

HRC60 CARBIDE 4 FLUTES STANDARD LENGTH CORNER RADIUS END MILL

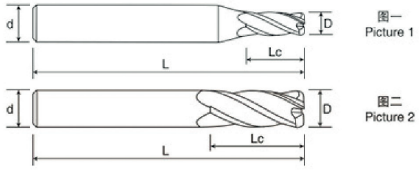

型号 Type	规格Specification				刃数 Flutes
	刃径D	刃长Lc	柄径d	总长L	
3*8*3*50	3	8	3	50	4
3*12*3*75	3	12	3	75	4
3*15*3*100	3	15	3	100	4
1*3*4*50	1	3	4	50	4
1.5*4*4*50	1.5	4	4	50	4
2*5*4*50	2	5	4	50	4
3*8*4*75	3	8	4	75	4
4*10*4*50	4	10	4	50	4
4*16*4*75	4	16	4	75	4
4*20*4*100	4	20	4	100	4
5*13*5*50	5	13	5	50	4
5*20*5*75	5	20	5	75	4
5*25*5*100	5	25	5	100	4
6*15*6*50	6	15	6	50	4

型号 Type	规格Specification				刃数 Flutes
	刃径D	刃长Lc	柄径d	总长L	
5*13*6*50	5	13	6	50	4
6*25*6*75	6	25	6	75	4
6*30*6*100	6	30	6	100	4
6*40*6*150	6	40	6	150	4
8*20*8*60	8	20	8	60	4
8*28*8*75	8	28	8	75	4
8*35*8*100	8	35	8	100	4
8*50*8*150	8	50	8	150	4
10*25*10*75	10	25	10	75	4
10*40*10*100	10	40	10	100	4
10*50*10*150	10	50	10	150	4
12*30*12*75	12	30	12	75	4
12*45*12*100	12	45	12	100	4
12*60*12*150	12	60	12	150	4

◎ 适用被加工材料及切削参数表 TABLE OF APPLICABLE PROCESSED MATERIALS AND CUTTING PARAMETERS

适用材料 Applicable materials		切深a_p	切宽a_e	线速度v_c	进给f_z
P	碳钢、合金钢 Carbon steel, alloy steel	≤1.5D	≤0.1D	120m/min	0.006D mm/z
M	不锈钢 Stainless steel	≤1.5D	≤0.1D	100m/min	0.006D mm/z
K	铸铁 Cast Iron	≤1.5D	≤0.1D	120m/min	0.0055D mm/z
N	铝合金 Aluminum Alloy steel				
S	高温合金 Super alloy				
H	高硬钢 Hardened Steel				

按照被加工材料的不同材质和硬度，切削参数做适当的调整。
Please adjust the parameters according to the material and hardness of work pieces.

60度2刃微径铣刀

HRC60 CARBIDE 2 FLUTES MICRO END MILL

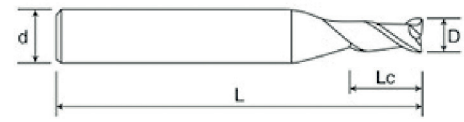

型号 Type	规格Specification				刃数 Flutes
	刃径D	刃长Lc	柄径d	总长L	
0.2*0.4*4*50	0.2	0.4	4	50	2
0.3*0.6*4*50	0.3	0.6	4	50	2
0.4*0.6*4*50	0.4	0.8	4	50	2
0.5*1*4*50	0.5	1	4	50	2

型号 Type	规格Specification				刃数 Flutes
	刃径D	刃长Lc	柄径d	总长L	
0.6*1.2*4*50	0.6	1.2	4	50	2
0.7*1.4*4*50	0.7	1.4	4	50	2
0.8*1.6*4*50	0.8	1.6	4	50	2
0.9"1.8*4*50	0.9	1.8	4	50	2

◎ 适用被加工材料及切削参数表 TABLE OF APPLICABLE PROCESSED MATERIALS AND CUTTING PARAMETERS

适用材料 Applicable materials		切深a_p	切宽a_e	线速度v_c	进给f_z
P	碳钢、合金钢 Carbon steel, alloy steel	≤1.5D	≤0.15D	170m/min	0.008D mm/z
M	不锈钢 Stainless steel				
K	铸铁 Cast Iron	≤1.5D	≤0.15D	150m/min	0.0065D mm/z
N	铝合金 Aluminum Alloy steel				
S	高温合金 Super alloy				
H	高硬钢 Hardened Steel				

按照被加工材料的不同材质和硬度，切削参数做适当的调整。
Please adjust the parameters according to the material and hardness of work pieces.

60度2刃微径球刀

HRC60 CARBIDE 2 FLUTES MICRO BALL NOSE END MILL

型号 Type	规格Specification				刃数 Flutes
	刃径D	刃长Lc	柄径d	总长L	
R0.1*0.4*4*50	0.1	0.4	4	50	2
R0.15*0.6*4*50	0.15	0.6	4	50	2
R0.2*0.8*4*50	0.2	0.8	4	50	2
R0.25*1*4*50	0.25	1	4	50	2

型号 Type	规格Specification				刃数 Flutes
	刃径D	刃长Lc	柄径d	总长L	
R0.3*1.2*4*50	0.3	1.2	4	50	2
R0.35*1.4*4*50	0.35	1.4	4	50	2
R0.4*1.6*4*50	0.4	1.6	4	50	2
R0.45*1.8*4*50	0.45	1.8	4	50	2

◎ 适用被加工材料及切削参数表 TABLE OF APPLICABLE PROCESSED MATERIALS AND CUTTING PARAMETERS

适用材料 Applicable materials		切深a_p	切宽a_e	线速度v_c	进给f_z
P	碳钢、合金钢 Carbon steel, alloy steel	≤1.5D	≤0.15D	170m/min	0.008D mm/z
M	不锈钢 Stainless steel				
K	铸铁 Cast Iron	≤1.5D	≤0.15D	150m/min	0.0065D mm/z
N	铝合金 Aluminum Alloy steel				
S	高温合金 Super alloy				
H	高硬钢 Hardened Steel				

按照被加工材料的不同材质和硬度，切削参数做适当的调整。
Please adjust the parameters according to the material and hardness of work pieces.

58度4刃钨钢铣刀

HRC58 CARBIDE 4 FLUTES STANDARD LENGTH END MILL

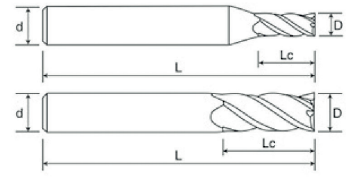

图一 Picture 1

图二 Picture 2

型号 Type	规格Specification				刃数 Flutes
	刃径D	刃长Lc	柄径d	总长L	
3*8*3*50	3	8	3	50	4
3*12*3*75	3	12	3	75	4
3*15*3*100	3	15	3	100	4
1 *3* 4*50	1	3	4	50	4
1.5*4*4*50	1.5	4	4	50	4
2*5*4*50	2	5	4	50	4
2.5*7*4*50	2.5	7	4	50	4
3*8*4*50	3	8	4	50	4
3.5*10*4*50	3.5	10	4	50	4
4*10*4*50	4	10	4	50	4
4*16*4*75	4	16	4	75	4
4*20*4*100	4	20	4	100	4
1*3*4*75	1	3	4	75	4
1.5*4*4*75	1.5	4	4	75	4
2*5*4*75	2	5	4	75	4
2.5*7*4*75	2.5	7	4	75	4
3*8*4*75	3	8	4	75	4
5*13*5*50	5	13	5	50	4
5*20*5*75	5	20	5	75	4
5*25*5*100	5	25	5	100	4
1*3*6*50	1	3	6	50	4
1.5*4*6*50	1.5	4	6	50	4
2*5*6*50	2	5	6	50	4
2.5* 7*6*50	2.5	7	6	50	4
3*8*6*50	3	8	6	50	4
3.5*10*6*50	3.5	10	6	50	4
4*10*6*50	4	10	6	50	4
4.5*12*6*50	4.5	12	6	50	4
5*13*6*50	5	13	6	50	4

型号 Type	规格Specification				刃数 Flutes
	刃径D	刃长Lc	柄径d	总长L	
5.5*15*6*50	5.5	15	6	50	4
6*15*6*50	6	1016	9	50	4
6*25*6*75	9	25	9	75	4
6*30*6*100	9	30	9	100	4
6*40*6*150	9	40	9	150	4
7*18*8*60	7	18	8	60	4
8*20*8*60	8	20	8	60	4
8*28*8*75	8	28	8	75	4
8*35*8*100	8	35	8	100	4
8*50*8*150	8	50	8	150	4
9*23*10*75	9	23	10	75	4
10*25*10*75	10	25	10	75	4
10*40*10*100	10	40	10	100	4
10*50*10*150	10	50	10	150	4
11*28*12*75	11	28	12	75	4
12*30*12*75	12	30	12	75	4
12*45*12*100	12	45	12	100	4
12*60*12*150	12	60	12	150	4
13*45*14*100	13	45	14	100	4
14*35*14*80	14	35	14	80	4
14*45*14*100	14	45	14	100	4
14*60*14*150	14	60	14	150	4
15*45*16*100	15	45	16	100	4
16*45*16*100	16	45	16	100	4
16*60*16*150	16	60	16	150	4
18*45*18*100	18	45	18	100	4
18*70*18*150	18	70	18	150	4
20*45*20*100	20	45	20	100	4
20*70*20*150	20	70	20	150	4

◎ 适用被加工材料及切削参数表 TABLE OF APPLICABLE PROCESSED MATERIALS AND CUTTING PARAMETERS

适用材料 Applicable materials		切深a_p	切宽a_e	线速度v_c	进给f_z
P	碳钢、合金钢 Carbon steel, alloy steel	≤1.5D	≤0.15D	170m/min	0.008D mm/z
M	不锈钢 Stainless steel				
K	铸铁 Cast Iron	≤1.5D	≤0.15D	150m/min	0.0065D mm/z
N	铝合金 Aluminum Alloy steel				
S	高温合金 Super alloy				
H	高硬钢 Hardened Steel				

按照被加工材料的不同材质和硬度，切削参数做适当的调整。
Please adjust the parameters according to the material and hardness of work pieces.

58度2刃钨钢铣刀

HRC58 CARBIDE 2 FLUTES STANDARD LENGTH END MILL

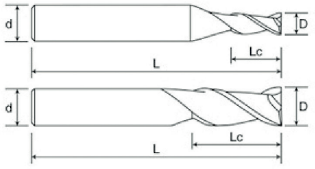

图一
Picture 1

图二
Picture 2

型号 Type	规格Specification				刃数 Flutes
	刃径D	刃长Lc	柄径d	总长L	
3*8*3*50	3	8	3	50	2
3*12*3*75	3	12	3	75	2
3*15*3*100	3	15	3	100	2
1*3*4*50	1	3	4	50	2
1.5*4*4*50	1.5	4	4	50	2
2*5*4*50	2	5	4	50	2
2.5*7*4*50	2.5	7	4	50	2
3*8*4*50	3	8	4	50	2
3.5*10*4*50	3.5	10	4	50	2
4*10*4*50	4	10	4	50	2
4*16*4*75	4	16	4	75	2
4*20*4*100	4	20	4	100	2
5*13*5*50	5	13	5	50	2
5*20*5*75	5	20	5	75	2
5*25*5*100	5	25	5	100	2
1*3*6*50	1	3	6	50	2
1.5*4*6*50	1.5	4	6	50	2
2*5*6*50	2	5	6	50	2
2.5*7*6*50	2.5	7	6	50	2
3*8*6*50	3	8	6	50	2
3.5*10*6*50	3.5	10	6	50	2
4*10*6*50	4	10	6	50	2
4.5*12*6*50	4.5	12	6	50	2
5*13*6*50	5	13	6	50	2
5.5*15*6*50	5.5	15	6	50	2
6*15*6*50	6	15	6	50	2
6*25*6*75	6	25	6	75	2

型号 Type	规格Specification				刃数 Flutes
	刃径D	刃长Lc	柄径d	总长L	
6*30*6*100	9	30	6	100	2
6*40*6*150	9	40	6	150	2
7*18*8*60	7	18	8	60	2
8*20*8*60	8	20	8	60	2
8*28*8*75	8	28	8	75	2
8*35*8*100	8	35	8	100	2
8*50*8*150	8	50	8	150	2
9*23*10*75	6	23	10	75	2
10*25*10*75	10	25	10	75	2
10*40*10*100	10	40	10	100	2
10*50*10*150	10	50	10	150	2
11*28*12*75	11	28	12	75	2
12*30*12*75	12	30	12	75	2
12*45*12*100	12	45	12	100	2
12*60*12*150	12	60	12	150	2
13*45*14*100	13	45	14	100	2
14*35*14*80	14	35	14	80	2
14*45*14*100	14	45	14	100	2
14*60*14*150	14	60	14	150	2
15*45*16*100	15	45	16	100	2
16*45*16*100	16	45	16	100	2
16*60*16*150	16	60	16	150	2
18*45*18*100	8	45	18	100	2
18*70*18*150	10	70	18	150	2
20*45*20*100	20	45	20	100	2
20*70*20*150	20	70	20	150	2

◎ 适用被加工材料及切削参数表 TABLE OF APPLICABLE PROCESSED MATERIALS AND CUTTING PARAMETERS

适用材料 Applicable materials		切深a_p	切宽a_e	线速度v_c	进给f_z
P	碳钢、合金钢 Carbon steel, alloy steel	≤1.5D	≤0.15D	170m/min	0.008D mm/z
M	不锈钢 Stainless steel				
K	铸铁 Cast Iron	≤1.5D	≤0.15D	150m/min	0.0065D mm/z
N	铝合金 Aluminum Alloy steel				
S	高温合金 Super alloy				
H	高硬钢 Hardened Steel				

按照被加工材料的不同材质和硬度，切削参数做适当的调整。
Please adjust the parameters according to the material and hardness of work pieces.

58度3刃双刃带铝用刀

HRC58 CARBIDE 3 FLUTES STANDARD LENGTH END MILL FOR ALUMINUM

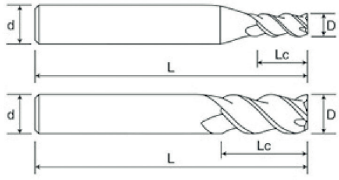

图一 Picture 1

图二 Picture 2

型号 Type	规格Specification				刃数 Flutes
	刃径D	刃长Lc	柄径d	总长L	
3*9*3*50	3	9	3	50	3
3*12*3*75	3	12	3	75	3
3*15*3*100	3	15	3	100	3
2*6*4*50	2	6	4	50	3
2.5*8*4*50	2.5	8	4	50	3
3*9*4*50	3	9	4	50	3
3.5*12*4*50	3.5	12	4	50	3
4*12*4*50	4	12	4	50	3
4*20*4*75	4	20	4	75	3
4*25*4*100	4	25	4	100	3
5*15*5*50	5	15	5	50	3
5*20*5*75	5	20	5	75	3
5*25*5*100	5	25	5	100	3
2*6*6*50	2	6	6	50	3
2.5*8*6*50	2.5	8	6	50	3
3*9*6*50	3	9	6	50	3
3.5*12*6*50	3.5	12	6	50	3
4*12*6*50	4	12	6	50	3
4.5*14*6*50	4.5	14	6	50	3
5*15*6*50	5	15	6	50	3
5.5*18*6*50	5.5	18	6	50	3
6*18*6*50	6	18	6	50	3
6*30*6*75	6	30	6	75	3
6*30*6*100	6	30	6	100	3
6*40*6*150	6	40	6	150	3

型号 Type	规格Specification				刃数 Flutes
	刃径D	刃长Lc	柄径d	总长L	
7*21*8*60	7	21	8	60	3
8*24*8*60	8	24	8	60	3
8*35*8*75	8	35	8	75	3
8*40*8*100	8	40	8	100	3
8*50*8*150	8	50	8	150	3
9*27*10*75	9	27	10	75	3
10*30*10*75	10	30	10	75	3
10*40*10*100	10	40	10	100	3
10*50*10*150	10	50	10	150	3
11*33*12*75	11	33	12	75	3
12*36*12*75	10	36	12	75	3
12*45*12*100	12	45	12	100	3
12*60*12*150	12	60	12	150	3
13*45*14*100	13	45	14	100	3
14*35*14*80	14	35	14	80	3
14*45*14*100	14	45	14	100	3
14*65*14*150	14	65	14	150	3
15*45*16*100	15	45	16	100	3
16*45*16*100	16	45	16	100	3
16*65*16*150	16	65	16	150	3
18*45*18*100	18	45	18	100	3
18*70*18*150	18	70	18	150	3
20*45*20*100	20	45	20	100	3
20*70*20*150	20	70	20	150	3

◎ 适用被加工材料及切削参数表 TABLE OF APPLICABLE PROCESSED MATERIALS AND CUTTING PARAMETERS

适用材料 Applicable materials		切深a_p	切宽a_e	线速度v_c	进给f_z
P	碳钢、合金钢 Carbon steel, alloy steel				
M	不锈钢 Stainless steel				
K	铸铁 Cast Iron				
N	铝合金 Aluminum Alloy steel	≤1.5D	≤0.2D	150(60-350)m/min	0.0075D mm/z
S	高温合金 Super alloy				
H	高硬钢 Hardened Steel				

按照被加工材料的不同材质和硬度，切削参数做适当的调整。
Please adjust the parameters according to the material and hardness of work pieces.

58度2刃双刃带铝用刀

HRC58 CARBIDE 2 FLUTES STANDARD LENGTH END MILL FOR ALUMINUM

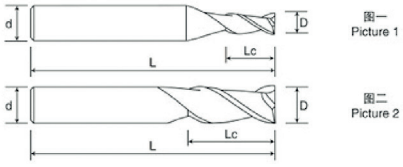

型号 Type	规格Specification				刃数 Flutes
	刃径D	刃长Lc	柄径d	总长L	
3*9*3*50	3	9	3	50	2
3*12*3*75	3	12	3	75	2
3*15*3*100	3	15	3	100	2
2*6*4*50	2	6	4	50	2
2.5*8*4*50	2.5	8	4	50	2
3*9*4*50	3	9	4	50	2
3.5*12*4*50	3.5	12	4	50	2
4*12*4*50	4	12	4	50	2
4*20*4*75	4	20	4	75	2
4*25*4*100	4	25	4	100	2
5*15*5*50	5	15	5	50	2
5*20*5*75	5	20	5	75	2
5*25*5*100	5	25	5	100	2
2*6*6*50	2	6	6	50	2
2.5*8*6*50	2.5	8	6	50	2
3*9*6*50	3	9	6	50	2
3.5*12*6*50	3.5	12	6	50	2
4*12*6*50	4	12	6	50	2
4.5*14*6*50	4.5	14	6	50	2
5*15*6*50	5	15	6	50	2
5.5*18*6*50	5.5	18	6	50	2
6*18*6*50	6	18	6	50	2
6*30*6*75	6	30	6	75	2
6*30*6*100	6	30	6	100	2

型号 Type	规格Specification				刃数 Flutes
	刃径D	刃长Lc	柄径d	总长L	
6*40*6*150	6	40	6	150	2
7*21*8*60	7	21	8	60	2
8*24*8*60	8	24	8	60	2
8*35*8*75	8	35	8	75	2
8*40*8*100	8	40	8	100	2
8*50*8*150	8	50	8	150	2
9*27*10*75	9	27	10	75	2
10*30*10*75	10	30	10	75	2
10*40*10*100	10	40	10	100	2
10*50*10*150	10	50	10	150	2
11*33*12*75	11	33	12	75	2
12*36*12*75	12	36	12	75	2
12*45*12*100	12	45	12	100	2
12*60*12*150	12	60	12	150	2
14*35*14*80	14	35	14	80	2
14*45*14*100	14	45	14	100	2
14*65*14*150	14	65	14	150	2
16*45*16*100	16	45	16	100	2
16*65*16*150	16	65	16	150	2
18*45*18*100	18	45	18	100	2
18*70*18*150	18	70	18	150	2
20*45*20*100	20	45	20	100	2
20*70*20*150	20	70	20	150	2

◎ 适用被加工材料及切削参数表 TABLE OF APPLICABLE PROCESSED MATERIALS AND CUTTING PARAMETERS

适用材料 Applicable materials		切深a_p	切宽a_e	线速度v_c	进给f_z
P	碳钢、合金钢 Carbon steel, alloy steel				
M	不锈钢 Stainless steel				
K	铸铁 Cast Iron				
N	铝合金 Aluminum Alloy steel	≤1.5D	≤0.2D	150(60-350)m/min	0.009D mm/z
S	高温合金 Super alloy				
H	高硬钢 Hardened Steel				

按照被加工材料的不同材质和硬度，切削参数做适当的调整。
Please adjust the parameters according to the material and hardness of work pieces.

58度2刃钨钢球刀

HRC58 CARBIDE 2 FLUTES STANDARD LENGTH BALL NOSE END MILL



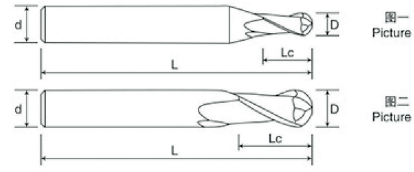

型号 Type	规格Specification				刃数 Flutes
	刃径D	刃长Lc	柄径d	总长L	
R1.5*6*3*50	1.5	6	3	50	2
R1.5*6*3*75	1.5	6	3	75	2
R1.5*6*3*100	1.5	6	3	100	2
R0.5*2*4*50	0.5	2	4	50	2
R0.75*3*4*50	0.75	3	4	50	2
R1*4*4*50	1	4	4	50	2
R1.25*5*4*50	1.25	5	4	50	2
R1.5*6*4*50	1.5	6	4	50	2
R1.75*7*4*50	1.75	7	4	50	2
R2*8*4*50	2	8	4	50	2
R2*8*4*75	2	8	4	75	2
R2*8*4*100	2	8	4	100	2
R0.5*2*4*75	0.5	2	4	75	2
R0.75*3*4*75	0.75	3	4	75	2
R1*4*4*75	1	4	4	75	2
R1.25*5*4*75	1.25	5	4	75	2
R1.5*6*4*75	1.5	6	4	75	2
R2.5*10*5*50	2.5	10	5	100	2
R2.5*10*5*75	2.5	10	6	50	2
R2.5*10*5*100	2.5	10	5	100	2
R0.5*2*6*50	0.5	2	6	50	2
R0.75*3*6*50	0.75	3	6	50	2
R1*4*6*50	1	4	6	50	2
R1.25*5*6*50	1.25	5	6	50	2
R1.5*6*6*50	1.5	6	6	50	2
R1.75*7*6*50	1.75	7	6	50	2
R2*8*6*50	2	8	6	50	2
R2.5*10*6*50	2.5	10	6	50	2

型号 Type	规格Specification				刃数 Flutes
	刃径D	刃长Lc	柄径d	总长L	
R3*12*6*50	3	12	6	50	2
R3*12*6*75	3	12	6	75	2
R3*12*6*100	3	12	6	100	2
R3*12*6*150	3	12	6	150	2
R3.5*14*8*60	3.5	14	8	60	2
R4*16*8*60	4	16	8	60	2
R4*16*8*75	4	16	8	75	2
R4*16*8*100	4	16	8	100	2
R4*16*8*150	4	16	8	150	2
R4.5*18*10*75	4.5	18	10	75	2
R5*20*10*75	5	20	10	75	2
R5*20*10*100	5	20	10	100	2
R5*20*10*150	5	20	10	150	2
R5.5*22*12*75	5.5	22	12	75	2
R6*24*12*75	6	24	12	75	2
R6*24*12*100	6	24	12	100	2
R6*24*12*150	6	24	12	150	2
R6.5*26*14*100	6.5	26	14	100	2
R7*28*14*80	7	28	14	80	2
R7*28*14*100	7	28	14	100	2
R7*28*14*150	7	28	14	150	2
R8*32*16*100	8	32	16	100	2
R8*32*16*150	8	32	16	150	2
R9*36*18*100	9	36	18	100	2
R9*36*18*150	9	36	18	150	2
R10*40*20*100	10	40	20	100	2
R10*40*20*150	10	40	20	150	2

◎ 适用被加工材料及切削参数表 TABLE OF APPLICABLE PROCESSED MATERIALS AND CUTTING PARAMETERS

适用材料 Applicable materials		切深a_p	切宽a_e	线速度v_c	进给f_z
P	碳钢、合金钢 Carbon steel, alloy steel	≤0.2D	≤0.3D	150m/min	0.009D mm/z
M	不锈钢 Stainless steel				
K	铸铁 Cast Iron	≤0.2D	≤0.2D	130m/min	0.009D mm/z
N	铝合金 Aluminum Alloy steel				
S	高温合金 Super alloy				
H	高硬钢 Hardened Steel				

按照被加工材料的不同材质和硬度，切削参数做适当的调整。
Please adjust the parameters according to the material and hardness of work pieces.

58度4刃钨钢球刀

HRC58 CARBIDE 4 FLUTES STANDARD LENGTH BALL NOSE END MILL

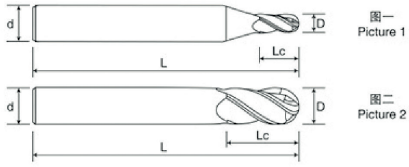

型号 Type	规格Specification				刃数 Flutes
	刃径D	刃长Lc	柄径d	总长L	
R1.5*6*3*50	1.5	6	3	50	4
R1.5*6*3*75	1.5	6	3	75	4
R1.5*6*3*100	1.5	6	3	100	4
R0.5*2*4*50	0.5	2	4	50	4
R0.75*3*4*50	0.75	3	4	50	4
R1*4*4*50	1	4	4	50	4
R1.25*5*4*50	1.25	5	4	50	4
R1.5*6*4*50	1.5	6	4	50	4
R1.75*7*4*50	1.75	7	4	50	4
R2*8*4*50	2	8	4	50	4
R2*8*4*75	2	8	4	75	4
R2*8*4*100	2	8	4	100	4
R2.5*10*5*50	2.5	10	5	50	4
R2.5*10*5*75	2.5	10	5	75	4
R2.5*10*5*100	2.5	10	5	100	4
R2.5*10*6*50	2.5	10	6	50	4
R3*12*6*50	3	12	6	50	4
R3*12*6*75	3	12	6	75	4
R3*12*6*100	3	12	6	100	4
R3*12*6*150	3	12	6	150	4
R1.5*6*6*50	1.5	6	6	50	4
R3.5*14*8*60	3.5	14	8	60	4

型号 Type	规格Specification				刃数 Flutes
	刃径D	刃长Lc	柄径d	总长L	
R4*16*8*60	4	16	8	60	4
R4*16*8*75	4	16	8	75	4
R4*16*8*100	4	16	8	100	4
R4*16*8*150	4	16	8	150	4
R4.5*18*10*75	4.5	18	10	75	4
R5*20*10*75	5	20	10	75	4
R5*20*10*100	5	20	10	100	4
R5*20*10*150	5	20	10	150	4
R5.5*22*12*75	5.5	22	12	75	4
R6*24*12*75	6	24	12	75	4
R6*24*12*100	6	24	12	100	4
R6*24*12*150	6	24	12	150	4
R6.5*26*14*100	6.5	26	14	100	4
R7*28*14*80	7	28	14	80	4
R7*28*14*100	7	28	14	100	4
R7*28*14*150	7	28	14	150	4
R8*32*16*100	8	32	16	100	4
R8*32*16*150	8	32	16	150	4
R9*36*18*100	9	36	18	100	4
R9*36*18*150	9	36	18	150	4
R10*40*20*100	10	40	20	100	4
R10*40*20*150	10	40	20	150	

◎ 适用被加工材料及切削参数表 TABLE OF APPLICABLE PROCESSED MATERIALS AND CUTTING PARAMETERS

适用材料 Applicable materials		切深a_p	切宽a_e	线速度v_c	进给f_z
P	碳钢、合金钢 Carbon steel, alloy steel	≤0.2D	≤0.3D	150m/min	0.009D mm/z
M	不锈钢 Stainless steel				
K	铸铁 Cast Iron	≤0.2D	≤0.2D	130m/min	0.009D mm/z
N	铝合金 Aluminum Alloy steel				
S	高温合金 Super alloy				
H	高硬钢 Hardened Steel				

按照被加工材料的不同材质和硬度，切削参数做适当的调整。
Please adjust the parameters according to the material and hardness of work pieces.

58度2刃铝用球刀

HRC58 CARBIDE 2 FLUTES STANDARD LENGTH BALL NOSE END MILL FOR ALUMINUM

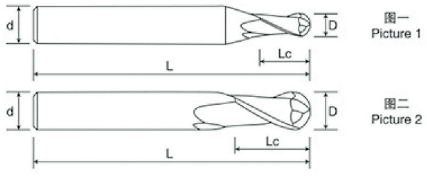

型号 Type	规格Specification				刃数 Flutes
	刃径D	刃长Lc	柄径d	总长L	
R1.5*6*3*50	1.5	6	3	50	2
R1.5*6*3*75	1.5	6	3	75	2
R1.5*6*3*100	1.5	6	3	100	2
R0.5*2*4*50	0.5	2	4	50	2
R0.75*3*4*50	0.75	3	4	50	2
R1*4*4*50	1	4	4	50	2
R1.25*5*4*50	1.25	5	4	50	2
R1.5*6*4*50	1.5	6	4	50	2
R1.75*7*4*50	1.75	7	4	50	2
R2*8*4*50	2	8	4	50	2
R2*8*4*75	2	8	4	75	2
R2*8*4*100	2	8	4	100	2
R2.5*10*5*50	2.5	10	5	50	2
R2.5*10*5*75	2.5	10	5	75	2
R2.5*10*5*100	2.5	10	5	100	2
R2.5*10*6*50	2.5	10	6	50	2
R3*12*6*50	3	12	6	50	2
R3*12*6*75	3	12	6	75	2
R3*12*6*100	3	12	6	100	2
R3*12*6*150	3	12	6	150	2
R3.5*14*8*60	3.5	14	8	60	2
R4*16*8*60	4	16	8	60	2

型号 Type	规格Specification				刃数 Flutes
	刃径D	刃长Lc	柄径d	总长L	
R4*16*8*75	4	16	8	75	2
R4*16*8*100	4	16	8	100	2
R4*16*8*150	4	16	8	150	2
R4.5*18*10*75	4.5	18	100	75	2
R5*20*10*75	5	20	10	75	2
R5*20*10*100	5	20	10	100	2
R5*20*10*150	5	20	10	150	2
R5.5*22*12*75	5.5	22	12	75	2
R6*24*12*75	6	24	12	75	2
R6*24*12*100	6	24	12	100	2
R6*24*12*150	6	24	12	150	2
R6.5*26*14*100	6.5	26	14	100	2
R7*28*14*80	7	28	14	80	2
R7*28*14*100	7	28	14	100	2
R7*28*14*150	7	28	14	150	2
R8*32*16*100	8	32	16	100	2
R8*32*16*150	8	32	16	150	2
R9*36*18*100	9	36	18	100	2
R9*36*18*150	9	36	18	150	2
R10*40*20*100	10	40	20	100	2
R10*40*20*150	10	40	20	150	2

◎ 适用被加工材料及切削参数表 TABLE OF APPLICABLE PROCESSED MATERIALS AND CUTTING PARAMETERS

适用材料 Applicable materials		切深a_p	切宽a_e	线速度v_c	进给f_z
P	碳钢、合金钢 Carbon steel, alloy steel				
M	不锈钢 Stainless steel				
K	铸铁 Cast Iron				
N	铝合金 Aluminum Alloy steel	≤0.3D	≤0.3D	150(60-350)m/min	0.02D mm/z
S	高温合金 Super alloy				
H	高硬钢 Hardened Steel				

按照被加工材料的不同材质和硬度，切削参数做适当的调整。
Please adjust the parameters according to the material and hardness of work pieces.

58度4刃圆鼻铣刀

HRC58 CARBIDE 4 FLUTES STANDARD LENGTH CORNER RADIUS END MILL

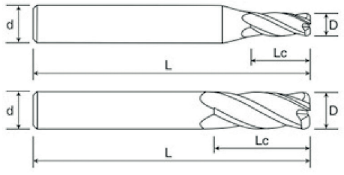

型号 Type	规格Specification				刃数 Flutes
	刃径D	刃长Lc	柄径d	总长L	
3*8*3*50	3	8	3	50	4
3*12*3*75	3	12	3	75	4
3*15*3*100	3	15	3	100	4
1*3*4*50	1	3	4	50	4
1.5*4*4*50	1.5	4	4	50	4
2*5*4*50	2	5	4	50	4
3*8*4*75	3	8	4	75	4
4*10*4*50	4	10	4	50	4
4*16*4*75	4	16	4	75	4
4*20*4*100	4	20	4	100	4
5*13*5*50	5	13	5	50	4
5*20*5*75	5	20	5	75	4
5*25*5*100	5	25	5	100	4
6*15*6*50	6	15	6	50	4

型号 Type	规格Specification				刃数 Flutes
	刃径D	刃长Lc	柄径d	总长L	
5*13*6*50	5	13	6	50	4
6*25*6*75	6	25	6	75	4
6*30*6*100	6	30	6	100	4
6*40*6*150	6	40	6	150	4
8*20*8*60	8	20	8	60	4
8*28*8*75	8	28	8	75	4
8*35*8*100	8	35	8	100	4
8*50*8*150	8	50	8	150	4
10*25*10*75	10	25	10	75	4
10*40*10*100	10	40	10	100	4
10*50*10*150	10	50	10	150	4
12*30*12*75	12	30	12	75	4
12*45*12*100	12	45	12	100	4
12*60*12*150	12	60	12	150	4

◎ 适用被加工材料及切削参数表 TABLE OF APPLICABLE PROCESSED MATERIALS AND CUTTING PARAMETERS

适用材料 Applicable materials		切深a_p	切宽a_e	线速度v_c	进给f_z
P	碳钢、合金钢 Carbon steel, alloy steel	≤1.5D	≤0.15D	180m/min	0.0085D mm/z
M	不锈钢 Stainless steel				
K	铸铁 Cast Iron	≤1.5D	≤0.15D	150m/min	0.007D mm/z
N	铝合金 Aluminum Alloy steel				
S	高温合金 Super alloy				
H	高硬钢 Hardened Steel				

按照被加工材料的不同材质和硬度，切削参数做适当的调整。
Please adjust the parameters according to the material and hardness of work pieces.

58度4刃钢用粗皮刀

HRC58 CARBIDE 4 FLUTES ROUGHING END MILL





型号 Type	规格Specification				刃数 Flutes
	刃径D	刃长Lc	柄径d	总长L	
3*8*3*50	3	8	3	50	4
3*12*3*75	3	12	3	75	4
3*15*3*100	3	15	3	100	4
4*10*4*50	4	10	4	50	4
4*16*4*75	4	16	4	75	4
4*20*4*100	4	20	4	100	4
5*13*5*50	5	13	5	50	4
5*20*5*75	5	20	5	75	4
5*25*5*100	5	25	5	100	4
5*13*6*50	5	13	6	50	4
6*15*6*50	6	15	6	50	4
6*25*6*75	6	25	6	75	4
6*30*6*100	6	30	6	100	4
8*20*8*60	8	20	8	60	4

型号 Type	规格Specification				刃数 Flutes
	刃径D	刃长Lc	柄径d	总长L	
8*28*8*75	8	28	8	75	4
8*35*8*100	8	35	8	100	4
10*25*10*75	10	25	10	75	4
10*40*10*100	10	40	10	100	4
12*30*12*75	12	30	12	75	4
12*45*12*100	12	45	12	100	4
14*45*14*100	14	45	14	100	4
14*60*14*150	14	60	14	150	4
16*45*16*100	16	45	16	100	4
16*60*16*150	16	60	16	150	4
18*45*18*100	18	45	18	100	4
18*70*18*150	18	70	18	150	4
20*45*20*100	20	45	20	100	4
20*70*20*150	20	70	20	150	4

◎ 适用被加工材料及切削参数表 TABLE OF APPLICABLE PROCESSED MATERIALS AND CUTTING PARAMETERS

适用材料 Applicable materials		切深a_p	切宽a_e	线速度v_c	进给f_z
P	碳钢、合金钢 Carbon steel, alloy steel	≤1.5D	≤0.3D	130m/min	0.006D mm/z
M	不锈钢 Stainless steel				
K	铸铁 Cast Iron	≤1.5D	≤0.3D	130m/min	0.006D mm/z
N	铝合金 Aluminum Alloy steel				
S	高温合金 Super alloy				
H	高硬钢 Hardened Steel				

按照被加工材料的不同材质和硬度，切削参数做适当的调整。
Please adjust the parameters according to the material and hardness of work pieces.

58度3刃铝用粗皮刀

HRC58 CARBIDE 3 FLUTES ROUGHING END MILL FOR ALUMINUM

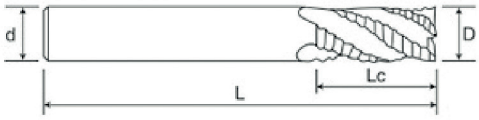

型号 Type	规格Specification				刃数 Flutes
	刃径D	刃长Lc	柄径d	总长L	
3*8*3*50	3	8	3	50	3
3*12*3*75	3	12	3	75	3
3*15*3*100	3	15	3	100	3
4*10*4*50	4	10	4	50	3
4*16*4*75	4	16	4	75	3
4*20*4*100	4	20	4	100	3
5*13*5*50	5	13	5	50	3
5*20*5*75	5	20	5	75	3
5*25*5*100	5	25	5	100	3
5*13*6*50	5	13	6	50	3
6*15*6*50	6	15	6	50	3
6*25*6*75	6	25	6	75	3
6*30*6*100	6	30	6	100	3
8*24*8*60	8	20	8	60	3

型号 Type	规格Specification				刃数 Flutes
	刃径D	刃长Lc	柄径d	总长L	
8*28*8*75	8	28	8	75	3
8*35*8*100	8	35	8	100	3
10*30*10*75	10	30	10	75	3
10*40*10*100	10	40	10	100	3
12*36*12*75	12	36	12	75	3
12*45*12*100	12	45	12	100	3
14*45*14*100	14	45	14	100	3
14*60*14*150	14	60	14	150	3
16*45*16*100	16	45	16	100	3
16*60*16*150	16	60	16	150	3
18*45*18*100	18	45	18	100	3
18*70*18*150	18	70	18	150	3
20*45*20*100	20	45	20	100	3
20*70*20*150	20	70	20	150	3

◎ 适用被加工材料及切削参数表 TABLE OF APPLICABLE PROCESSED MATERIALS AND CUTTING PARAMETERS

适用材料 Applicable materials		切深a_p	切宽a_e	线速度v_c	进给f_z
P	碳钢、合金钢 Carbon steel, alloy steel				
M	不锈钢 Stainless steel				
K	铸铁 Cast Iron				
N	铝合金 Aluminum Alloy steel	≤1.5D	≤0.3D	130m/min	0.008D mm/z
S	高温合金 Super alloy				
H	高硬钢 Hardened Steel				

按照被加工材料的不同材质和硬度，切削参数做适当的调整。
Please adjust the parameters according to the material and hardness of work pieces.

58度钢用定点钻

HRC58 CARBIDE RIGID FIXED POINT DRILL

型号 Type	规格Specification				角度 Angle
	刃径D	刃长Lc	柄径d	总长L	
3*6*3*50	3	6	3	50	90°
3*6*3*75	3	6	3	75	90°
3*6*3*100	3	6	3	100	90°
2*4*4*50	2	4	4	50	90°
3*6*4*50	3	6	4	50	90°
4*8*4*50	4	8	4	50	90°
4*8*4*75	4	8	4	75	90°
4*8*4*100	4	8	4	100	90°
5*10*5*50	5	10	5	50	90°
5*10*5*75	5	10	5	75	90°
5*10*5*100	5	10	5	100	90°
6*12*6*50	6	12	6	50	90°
6*12*6*75	6	12	6	75	90°
6*12*6*100	6	12	6	100	90°
8*16*8*60	8	16	8	60	90°

型号 Type	规格Specification				角度 Angle
	刃径D	刃长Lc	柄径d	总长L	
8*16*8*75	8	16	8	75	90°
8*16*8*100	8	16	8	100	90°
10*20*10*75	10	20	10	75	90°
10*20*10*100	10	20	10	100	90°
12*24*12*75	12	24	12	75	90°
12*24*12*100	12	24	12	100	90°
14*28*14*100	14	28	14	100	90°
14*28*14*150	14	28	14	150	90°
16*32*16*100	16	32	16	100	90°
16*32*16*150	16	32	16	150	90°
18*36*18*100	18	36	18	100	90°
18*36*18*150	18	36	18	150	90°
20*40*20*100	20	40	20	100	90°
20*40*20*150	20	40	20	150	90°

◎ 适用被加工材料及切削参数表 TABLE OF APPLICABLE PROCESSED MATERIALS AND CUTTING PARAMETERS

适用材料 Applicable materials		切深a_p	切宽a_e	线速度v_c	进给f_z
P	碳钢、合金钢 Carbon steel, alloy steel			120m/min	0.05D mm/z
M	不锈钢 Stainless steel				
K	铸铁 Cast Iron			90m/min	0.05D mm/z
N	铝合金 Aluminum Alloy steel				
S	高温合金 Super alloy				
H	高硬钢 Hardened Steel				

按照被加工材料的不同材质和硬度，切削参数做适当的调整。
Please adjust the parameters according to the material and hardness of work pieces.

58度铝用定点钻

HRC5S CARBIDE FIXED POINT DRILL FOR ALUMINUM



型号 Type	规格Specification				角度 Angle
	刃径D	刃长Lc	柄径d	总长L	
3*6*3*50	3	6	3	50	90°
3*6*3*75	3	6	3	75	90°
3*6*3*100	3	6	3	100	90°
2*4*4*50	2	4	4	50	90°
3*6*4*50	3	6	4	50	90°
4*8*4*50	4	8	4	50	90°
4*8*4*75	4	8	4	75	90°
4*8*4*100	4	8	4	100	90°
5*10*5*50	5	10	5	50	90°
5*10*5*75	5	10	5	75	90°
5*10*5*100	5	10	5	100	90°
6*12*6*50	6	12	6	50	90°
6*12*6*75	6	12	6	75	90°
6*12*6*100	6	12	6	100	90°
8*16*8*60	8	16	8	60	90°

型号 Type	规格Specification				角度 Angle
	刃径D	刃长Lc	柄径d	总长L	
8*16*8*75	8	16	8	75	90°
8*16*8*100	8	16	8	100	90°
10*20*10*75	10	20	10	75	90°
10*20*10*100	10	20	10	100	90°
12*24*12*75	12	24	12	75	90°
12*24*12*100	12	24	12	100	90°
14*28*14*100	14	28	14	100	90°
14*28*14*150	14	28	14	150	90°
16*32*16*100	16	32	16	100	90°
16*32*16*150	16	32	16	150	90°
18*36*18*100	18	36	18	100	90°
18*36*18*150	18	36	18	150	90°
20*40*20*100	20	40	20	100	90°
20*40*20*150	20	40	20	150	90°

◎ 适用被加工材料及切削参数表 TABLE OF APPLICABLE PROCESSED MATERIALS AND CUTTING PARAMETERS

适用材料 Applicable materials		切深a_p	切宽a_e	线速度v_c	进给f_z
P	碳钢、合金钢 Carbon steel, alloy steel				
M	不锈钢 Stainless steel				
K	铸铁 Cast Iron				
N	铝合金 Aluminum Alloy steel			130m/min	0.05D mm/z
S	高温合金 Super alloy				
H	高硬钢 Hardened Steel				

按照被加工材料的不同材质和硬度，切削参数做适当的调整。
Please adjust the parameters according to the material and hardness of work pieces.

58度4刃倒角刀

HRC58 CARBIDE 4 FLUTES CHAMFER MILL



型号 Type	规格Specification		角度 Angle
	柄径d	总长L	
4*50*90°	4	50	90°
6*50*90°	6	50	90°
8*60*90°	6	60	90°

型号 Type	规格Specification		角度 Angle
	柄径d	总长L	
10*75*90°	10	75	90°
12*75*90°	12	75	90°

◎ 适用被加工材料及切削参数表 TABLE OF APPLICABLE PROCESSED MATERIALS AND CUTTING PARAMETERS

适用材料 Applicable materials		切深a_p	切宽a_e	线速度v_c	进给f_z
P	碳钢、合金钢 Carbon steel, alloy steel	≤1.5D	≤0.15D		
M	不锈钢 Stainless steel				
K	铸铁 Cast Iron	≤1.5D	≤0.15D		
N	铝合金 Aluminum Alloy steel				
S	高温合金 Super alloy				
H	高硬钢 Hardened Steel				

按照被加工材料的不同材质和硬度，切削参数做适当的调整。
Please adjust the parameters according to the material and hardness of work pieces.

58度钢用微径铣刀

HRC58 CARBIDE 2 FLUTES MICRO END MILL

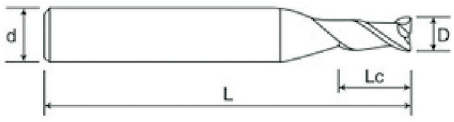

型号 Type	规格Specification				角度 Angle
	刃径D	刃长Lc	柄径d	总长L	
0.20.4*4*50	0.2	0.4	4	50	2
0.3~0.6*4*50	0.3	0.6	4	50	2
0.4*0.8*4*50	0.4	0.8	4	50	2
0.5*1*4*50	0.5	1	4	50	2

型号 Type	规格Specification				角度 Angle
	刃径D	刃长Lc	柄径d	总长L	
0.6*1.2*4*50	0.6	1.2	4	50	2
0.7*1.4*4*50	0.7	1.4	4	50	2
0.8*1.6*4*50	0.8	1.6	4	50	2
0.9*1.8*4*50	0.9	1.8	4	50	2

◎ 适用被加工材料及切削参数表 TABLE OF APPLICABLE PROCESSED MATERIALS AND CUTTING PARAMETERS

适用材料 Applicable materials		切深a_p	切宽a_e	线速度v_c	进给f_z
P	碳钢、合金钢 Carbon steel, alloy steel	≤1.5D	≤0.15D		
M	不锈钢 Stainless steel				
K	铸铁 Cast Iron	≤1.5D	≤0.15D		
N	铝合金 Aluminum Alloy steel				
S	高温合金 Super alloy				
H	高硬钢 Hardened Steel				

按照被加工材料的不同材质和硬度，切削参数做适当的调整。
Please adjust the parameters according to the material and hardness of work pieces.

58度铝用微径铣刀

HRC58 CARBIDE 2 FLUTES MICRO END MILL FOR ALUMINUM

型号 Type	规格Specification				角度 Angle
	刃径D	刃长Lc	柄径d	总长L	
0.2*0.4*4*50	0.2	0.4	4	50	2
0.3*0.6*4*50	0.3	0.6	4	50	2
0.4*0.8*4*50	0.4	0.8	4	50	2
0.5*1*4*50	0.5	1	4	50	2

型号 Type	规格Specification				角度 Angle
	刃径D	刃长Lc	柄径d	总长L	
0.6*1.2*4*50	0.6	1.2	4	50	2
0.7*1.4*4*50	0.7	1.4	4	50	2
0.8*1.6*4*50	0.8	1.6	4	50	2
0.9*1.8*4*50	0.9	1.8	4	50	2

◎ 适用被加工材料及切削参数表 TABLE OF APPLICABLE PROCESSED MATERIALS AND CUTTING PARAMETERS

适用材料 Applicable materials		切深a_p	切宽a_e	线速度v_c	进给f_z
P	碳钢、合金钢 Carbon steel, alloy steel	≤1.5D	≤0.15D		
M	不锈钢 Stainless steel				
K	铸铁 Cast Iron	≤1.5D	≤0.15D		
N	铝合金 Aluminum Alloy steel				
S	高温合金 Super alloy				
H	高硬钢 Hardened Steel				

按照被加工材料的不同材质和硬度，切削参数做适当的调整。
Please adjust the parameters according to the material and hardness of work pieces.

55度4刃钨钢铣刀

HRC55 CARBIDE4 FLUTES STANDARD LENGTH END MILL

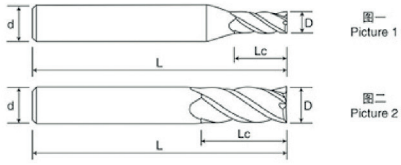

型号 Type	规格Specification				刃数 Flutes
	刃径D	刃长Lc	柄径d	总长L	
3*8*3*50	3	8	3	50	4
3*12*3*75	3	12	3	75	4
3*15*3*100	3	15	3	100	4
1*3*4*50	1	3	4	50	4
1.5*4*4*50	1.5	4	4	50	4
2*5*4*50	2	5	4	50	4
2.5*7*4*50	2.5	7	4	50	4
3*8*4*50	3	8	4	50	4
3.5*10*4*50	3.5	10	4	50	4
4*10*4*50	4	10	4	50	4
4*16*4*75	4	16	4	75	4
4*20*4*100	4	20	4	100	4
1*3*4*75	1	3	4	75	4
1.5*4*4*75	5	4	4	75	4
2*5*4*75	2	5	4	75	4
2.5*7*4*75	2.5	7	4	75	4
3*8*4*75	3	8	4	75	4
5*13*5*50	5	13	5	50	4
5*20*5*75	5	20	5	75	4
5*25*5*100	5	25	5	100	4
1*3*6*50	1	3	6	50	4
1.5*4*6*50	1.5	4	6	50	4
2*5*6*50	2	5	6	50	4
2.5*7*6*50	2.5	7	6	50	4
3*8*6*50	3	8	6	50	4
3.5*10*6*50	3.5	10	6	50	4
4*10*6*50	4	10	6	50	4
4.5*12*6*50	4.5	12	6	50	4
5*13*6*50	5	13	6	50	4

型号 Type	规格Specification				刃数 Flutes
	刃径D	刃长Lc	柄径d	总长L	
5.5*15*6*50	5.5	15	6	50	4
6*15*6*50	6	15	6	50	4
6*25*6*75	6	25	6	75	4
6*30*6*100	6	30	6	100	4
6*40*6*150	6	40	6	150	4
7*18*8*60	7	18	8	60	4
8*20*8*60	8	20	8	60	4
8*28*8*75	8	28	8	75	4
8*35*8*100	8	35	8	100	4
8*50*8*150	8	50	8	150	4
9*23*10*75	9	23	10	75	4
10*25*10*75	10	25	10	75	4
10*40*10*100	10	40	10	100	4
10*50*10*150	10	50	10	150	4
11*28*12*75	11	28	12	75	4
12*30*12*75	12	30	12	75	4
12*45*12*100	12	45	12	100	4
12*60*12*150	12	60	12	150	4
13*45*14*100	13	45	14	100	4
14*35*14*80	14	35	14	80	4
14*45*14*100	14	45	14	100	4
14*60*14*150	14	60	14	150	4
15*45*16*100	15	45	16	100	4
16*45*16*100	16	45	16	100	4
16*60*16*150	16	60	16	150	4
18*45*18*100	18	45	18	100	4
18*70*18*150	18	70	18	150	4
20*45*20*100	20	45	20	100	4
20*70*20*150	20	70	20	150	4

◎ 适用被加工材料及切削参数表 TABLE OF APPLICABLE PROCESSED MATERIALS AND CUTTING PARAMETERS

适用材料 Applicable materials		切深a_p	切宽a_e	线速度v_c	进给f_z
P	碳钢、合金钢 Carbon steel, alloy steel	≤1.5D	≤0.15D	170m/min	0.008D mm/z
M	不锈钢 Stainless steel				
K	铸铁 Cast Iron	≤1.5D	≤0.15D	150m/min	0.0065D mm/z
N	铝合金 Aluminum Alloy steel				
S	高温合金 Super alloy				
H	高硬钢 Hardened Steel				

按照被加工材料的不同材质和硬度，切削参数做适当的调整。
Please adjust the parameters according to the material and hardness of work pieces.

55度2刃钨钢铣刀

HRC55 CARBIDE 2 FLUTES STANDARD LENGTH END MILL

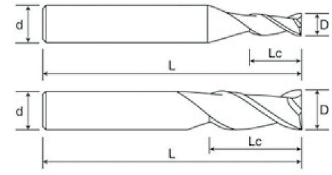

图一 Picture 1

图二 Picture 2

型号 Type	规格Specification				刃数 Flutes
	刃径D	刃长Lc	柄径d	总长L	
3*8*3*50	3	8	3	50	2
3*12*3*75	3	12	3	75	2
3*15*3*100	3	15	3	100	2
1*3*4*50	1	3	4	50	2
1.5*4*4*50	1.5	4	4	50	2
2*5*4*50	2	5	4	50	2
2.5*7*4*50	2.5	7	4	50	2
3*8*4*50	3	8	4	50	2
3.5*10*4*50	3.5	10	4	50	2
4*10*4*50	4	10	4	50	2
4*16*4*75	4	16	4	75	2
4*20*4*100	4	20	4	100	2
5*13*5*50	5	13	5	50	2
5*20*5*75	5	20	5	75	2
5*25*5*100	5	25	5	100	2
1*3*6*50	1	3	6	50	2
1.5*4*6*50	1.5	4	6	50	2
2*5*6*50	2	5	6	50	2
2.5*7*6*50	2.5	7	6	50	2
3*8*6*50	3	8	6	50	2
3.5*10*6*50	3.5	10	6	50	2
4*10*6*50	4	10	6	50	2
4.5*12*6*50	4.5	12	6	50	2
5*13*6*50	5	13	6	50	2
5.5*15*6*50	5.5	15	6	50	2
6*15*6*50	6	15	6	50	2
6*25*6*75	6	25	6	75	2

型号 Type	规格Specification				刃数 Flutes
	刃径D	刃长Lc	柄径d	总长L	
6*30*6*100	6	30	6	100	2
6*40*6*150	6	40	6	150	2
7*18*8*60	7	18	8	60	2
8*20*8*60	8	20	8	60	2
8*28*8*75	8	28	8	75	2
8*35*8*100	8	35	8	100	2
8*50*8*150	8	50	9	150	2
9*23*10*75	9	23	10	75	2
10*25*10*75	10	25	10	75	2
10*40*10*100	10	40	10	100	2
10*50*10*150	10	50	10	150	2
11*28*12*75	11	28	12	75	2
12*30*12*75	12	30	12	75	2
12*45*12*100	12	45	12	100	2
12*60*12*150	12	60	12	150	2
13*45*14*100	13	45	14	100	2
14*35*14*80	14	35	14	80	2
14*45*14*100	14	45	14	100	2
14*60*14*150	14	60	14	150	2
15*45*16*100	15	45	16	100	2
16*45*16*100	16	45	16	100	2
16*60*16*150	16	60	16	150	2
18*45*18*100	18	45	18	100	2
18*70*18*150	18	70	18	150	2
20*45*20*100	20	45	20	100	2
20*70*20*150	20	70	20	150	2

◎ 适用被加工材料及切削参数表 TABLE OF APPLICABLE PROCESSED MATERIALS AND CUTTING PARAMETERS

适用材料 Applicable materials		切深a_p	切宽a_e	线速度v_c	进给f_z
P	碳钢、合金钢 Carbon steel, alloy steel	≤1.5D	≤0.15D	170m/min	0.008D mm/z
M	不锈钢 Stainless steel				
K	铸铁 Cast Iron	≤1.5D	≤0.15D	150m/min	0.0065D mm/z
N	铝合金 Aluminum Alloy steel				
S	高温合金 Super alloy				
H	高硬钢 Hardened Steel				

按照被加工材料的不同材质和硬度，切削参数做适当的调整。
Please adjust the parameters according to the material and hardness of work pieces.

55度3刃双刃带铝用刀

HRC55 CARBIDE 3 FLUTES STANDARD LENGTH END MILL FOR ALUMINUM

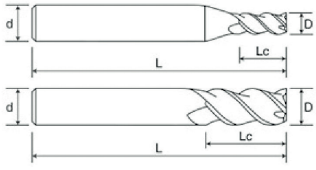

型号 Type	规格Specification				刃数 Flutes
	刃径D	刃长Lc	柄径d	总长L	
3*9*3*50	3	9	3	50	3
3*12*3*75	3	12	3	75	3
3*15*3*100	3	15	3	100	3
2*6*4*50	2	6	4	50	3
2.5*8*4*50	2.5	8	4	50	3
3*9*4*50	3	9	4	50	3
3.5*12*4*50	3.5	12	4	50	3
4*12*4*50	4	12	4	50	3
4*20*4*75	4	20	4	75	3
4*25*4*100	4	25	4	100	3
5*15*5*50	5	15	5	50	3
5*20*5*75	5	20	5	75	3
5*25*5*100	5	25	5	100	3
2*6*6*50	2	6	6	50	3
2.5*8*6*50	2.5	8	6	50	3
3*9*6*50	3	9	6	50	3
3.5*12*6*50	3.5	12	6	50	3
4*12*6*50	4	12	6	50	3
4.5*14*6*50	4.5	14	6	50	3
5*15*6*50	5	15	6	50	3
5.5*18*6*50	5.5	18	6	50	3
6*18*6*50	6	18	6	50	3
6*30*6*75	6	30	6	75	3
6*30*6*100	6	30	6	100	3
6*40*6*150	6	40	6	150	3

型号 Type	规格Specification				刃数 Flutes
	刃径D	刃长Lc	柄径d	总长L	
7*21*8*60	7	21	8	60	3
8*24*8*60	8	24	8	60	3
8*35*8*75	8	35	8	75	3
8*40*8*100	8	40	8	100	3
8*50*8*150	8	50	8	150	3
9*27*10*75	9	27	10	75	3
10*30*10*75	10	30	10	75	3
10*40*10*100	10	40	10	100	3
10*50*10*150	10	50	10	150	3
11*33*12*75	11	33	12	75	3
12*36*12*75	12	36	12	75	3
12*45*12*100	12	45	12	100	3
12*60*12*150	12	60	12	150	3
13*45*14*100	13	45	14	100	3
14*35*14*80	14	35	14	80	3
14*45*14*100	14	45	14	100	3
14*65*14*150	14	65	14	150	3
15*45*16*100	15	45	16	100	3
16*45*16*100	16	45	16	100	3
16*65*16*150	16	65	16	150	3
18*45*18*100	18	45	18	100	3
18*70*18*150	18	70	18	150	3
20*45*20*100	20	45	20	100	3
20*70*20*150	20	70	20	150	3

◎ 适用被加工材料及切削参数表 TABLE OF APPLICABLE PROCESSED MATERIALS AND CUTTING PARAMETERS

适用材料 Applicable materials		切深a_p	切宽a_e	线速度v_c	进给f_z
P	碳钢、合金钢 Carbon steel, alloy steel				
M	不锈钢 Stainless steel				
K	铸铁 Cast Iron				
N	铝合金 Aluminum Alloy steel	≤1.5D	≤0.2D	150(60-350)m/min	0.0075D mm/z
S	高温合金 Super alloy				
H	高硬钢 Hardened Steel				

按照被加工材料的不同材质和硬度，切削参数做适当的调整。
Please adjust the parameters according to the material and hardness of work pieces.

55度2刃双刃带铝用刀

HRC55 CARBIDE 2 FLUTES STANDARD LENGTH END MILL FOR ALUMINUM

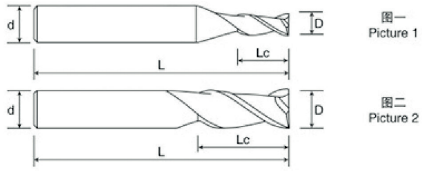

型号 Type	规格Specification				刃数 Flutes
	刃径D	刃长Lc	柄径d	总长L	
3*9*3*50	3	9	3	50	2
3*12*3*75	3	12	3	75	2
3*15*3*100	3	15	3	100	2
2*6*4*50	2	6	4	50	2
2.5*8*4*50	2.5	8	4	50	2
3*9*4*50	3	9	4	50	2
3.5*12*4*50	3.5	12	4	50	2
4*12*4*50	4	12	4	50	2
4*20*4*75	4	20	4	75	2
4*25*4*100	4	25	4	100	2
5*15*5*50	5	15	5	50	2
5*20*5*75	5	20	5	75	2
5*25*5*100	5	25	5	100	2
2*6*6*50	2	6	6	50	2
2.5*8*6*50	2.5	8	6	50	2
3*9*6*50	3	9	6	50	2
3.5*12*6*50	3.5	12	6	50	2
4*12*6*50	4	12	6	50	2
4.5*14*6*50	4.5	14	6	50	2
5*15*6*50	5	15	6	50	2
5.5*18*6*50	5.5	18	6	50	2
6*18*6*50	6	18	6	50	2
6*30*6*75	6	30	6	75	2
6*30*6*100	6	30	6	100	2

型号 Type	规格Specification				刃数 Flutes
	刃径D	刃长Lc	柄径d	总长L	
6*40*6*150	6	40	6	150	2
7*21*8*60	7	21	8	60	2
8*24*8*60	8	24	8	60	2
8*35*8*75	8	35	8	75	2
8*40*8*100	8	40	8	100	2
8*50*8*150	8	50	8	150	2
9*27*10*75	9	27	10	75	2
10*30*10*75	10	30	10	75	2
10*40*10*100	10	40	10	100	2
10*50*10*150	10	50	10	150	2
11*33*12*75	11	33	12	75	2
12*36*12*75	12	36	12	75	2
12*45*12*100	12	45	12	100	2
12*60*12*150	12	60	12	150	2
14*35*14*80	14	35	14	80	2
14*45*14*100	14	45	14	100	2
14*65*14*150	14	65	14	150	2
16*45*16*100	16	45	16	100	2
16*65*16*150	16	65	16	150	2
18*45*18*100	18	45	18	100	2
18*70*18*150	18	70	18	150	2
20*45*20*100	20	45	20	100	2
20*70*20*150	20	70	20	150	2

◎ 适用被加工材料及切削参数表 TABLE OF APPLICABLE PROCESSED MATERIALS AND CUTTING PARAMETERS

适用材料 Applicable materials		切深a_p	切宽a_e	线速度v_c	进给f_z
P	碳钢、合金钢 Carbon steel, alloy steel				
M	不锈钢 Stainless steel				
K	铸铁 Cast Iron				
N	铝合金 Aluminum Alloy steel	≤1.5D	≤0.2D	150(60-350)m/min	0.009D mm/z
S	高温合金 Super alloy				
H	高硬钢 Hardened Steel				

按照被加工材料的不同材质和硬度，切削参数做适当的调整。
Please adjust the parameters according to the material and hardness of work pieces.

55度2刃钨钢球刀

HRC55 CARBIDE 2 FLUTES STANDARD LENGTH BALL NOSE END MILL



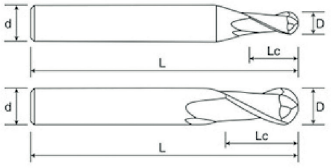

型号 Type	规格Specification				刃数 Flutes
	刃径D	刃长Lc	柄径d	总长L	
R1.5*6*3*50	1.5	6	3	50	2
R1.5*6*3*75	1.5	6	3	75	2
R1.5*6*3*100	1.5	6	3	100	2
R0.5*2*4*50	0.5	2	4	50	2
R0.75*3*4*50	0.75	3	4	50	2
R1*4*4*50	1	4	4	50	2
R1.25*5*4*50	1.25	5	4	50	2
R1.5*6*4*50	1.5	6	4	50	2
R1.75*7*4*50	1.75	7	4	50	2
R2*8*4*50	2	8	4	50	2
R2*8*4*75	2	8	4	75	2
R2*8*4*100	2	8	4	100	2
R0.5*2*4*75	0.5	2	4	75	2
R0.75*3*4*75	0.75	3	4	75	2
R1*4*4*75	1	4	4	75	2
R1.25*5*4*75	1.25	5	4	75	2
R1.5*6*4*75	1.5	6	4	75	2
R2.5*10*5*50	2.5	10	5	100	2
R2.5*10*5*75	2.5	10	6	50	2
R2.5*10*5*100	2.5	10	5	100	2
R0.5*2*6*50	0.5	2	6	50	2
R0.75*3*6*50	0.75	3	6	50	2
R1*4*6*50	1	4	6	50	2
R1.25*5*6*50	1.25	5	6	50	2
R1.5*6*6*50	1.5	6	6	50	2
R1.75*7*6*50	1.75	7	6	50	2
R2*8*6*50	2	8	6	50	2
R2.5*10*6*50	2.5	10	6	50	2

型号 Type	规格Specification				刃数 Flutes
	刃径D	刃长Lc	柄径d	总长L	
R3*12*6*50	3	12	6	50	2
R3*12*6*75	3	12	6	75	2
R3*12*6*100	3	12	6	100	2
R3*12*6*150	3	12	6	150	2
R3.5*14*8*60	3.5	14	8	60	2
R4*16*8*60	4	16	8	60	2
R4*16*8*75	4	16	8	75	2
R4*16*8*100	4	16	8	100	2
R4*16*8*150	4	16	8	150	2
R4.5*18*10*75	4.5	18	10	75	2
R5*20*10*75	5	20	10	75	2
R5*20*10*100	5	20	10	100	2
R5*20*10*150	5	20	10	150	2
R5.5*22*12*75	5.5	22	12	75	2
R6*24*12*75	6	24	12	75	2
R6*24*12*100	6	24	12	100	2
R6*24*12*150	6	24	12	150	2
R6.5*26*14*100	6.5	26	14	100	2
R7*28*14*80	7	28	14	80	2
R7*28*14*100	7	28	14	100	2
R7*28*14*150	7	28	14	150	2
R8*32*16*100	8	32	16	100	2
R8*32*16*150	8	32	16	150	2
R9*36*18*100	9	36	18	100	2
R9*36*18*150	9	36	18	150	2
R10*40*20*100	10	40	20	100	2
R10*40*20*150	10	40	20	150	2

◎ 适用被加工材料及切削参数表 TABLE OF APPLICABLE PROCESSED MATERIALS AND CUTTING PARAMETERS

适用材料 Applicable materials		切深a_p	切宽a_e	线速度v_c	进给f_z
P	碳钢、合金钢 Carbon steel, alloy steel	≤0.2D	≤0.3D	150m/min	0.009D mm/z
M	不锈钢 Stainless steel				
K	铸铁 Cast Iron	≤0.2D	≤0.2D	130m/min	0.009D mm/z
N	铝合金 Aluminum Alloy steel				
S	高温合金 Super alloy				
H	高硬钢 Hardened Steel				

按照被加工材料的不同材质和硬度，切削参数做适当的调整。
Please adjust the parameters according to the material and hardness of work pieces.

55度4刃钨钢球刀

HRC55 CARBIDE 4 FLUTES STANDARD LENGTH BALL NOSE END MILL

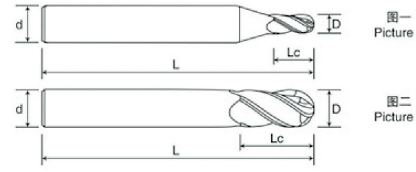

型号 Type	规格Specification				刃数 Flutes
	刃径D	刃长Lc	柄径d	总长L	
R1.5*6*3*50	1.5	6	3	50	4
R1.5*6*3*75	1.5	6	3	75	4
R1.5*6*3*100	1.5	6	3	100	4
R0.5*2*4*50	0.5	2	4	50	4
R0.75*3*4*50	0.75	3	4	50	4
R1*4*4*50	1	4	4	50	4
R1.25*5*4*50	1.25	5	4	50	4
R1.5*6*4*50	1.5	6	4	50	4
R1.75*7*4*50	1.75	7	4	50	4
R2*8*4*50	2	8	4	50	4
R2*8*4*75	2	8	4	75	4
R2*8*4*100	2	8	4	100	4
R2.5*10*5*50	2.5	10	5	50	4
R2.5*10*5*75	2.5	10	5	75	4
R2.5*10*5*100	2.5	10	5	100	4
R2.5*10*6*50	2.5	10	6	50	4
R3*12*6*50	3	12	6	50	4
R3*12*6*75	3	12	6	75	4
R3*12*6*100	3	12	6	100	4
R3*12*6*150	3	12	6	150	4
R1.5*6*6*50	1.5	6	6	50	4
R3.5*14*8*60	3.5	14	8	60	4

型号 Type	规格Specification				刃数 Flutes
	刃径D	刃长Lc	柄径d	总长L	
R4*16*8*60	4	16	8	60	4
R4*16*8*75	4	16	8	75	4
R4*16*8*100	4	16	8	100	4
R4*16*8*150	4	16	8	150	4
R4.5*18*10*75	4.5	18	10	75	4
R5*20*10*75	5	20	10	75	4
R5*20*10*100	5	20	10	100	4
R5*20*10*150	5	20	10	150	4
R5.5*22*12*75	5.5	22	12	75	4
R6*24*12*75	6	24	12	75	4
R6*24*12*100	6	24	12	100	4
R6*24*12*150	6	24	12	150	4
R6.5*26*14*100	6.5	26	14	100	4
R7*28*14*80	7	28	14	80	4
R7*28*14*100	7	28	14	100	4
R7*28*14*150	7	28	14	150	4
R8*32*16*100	8	32	16	100	4
R8*32*16*150	8	32	16	150	4
R9*36*18*100	9	36	18	100	4
R9*36*18*150	9	36	18	150	4
R10*40*20*100	10	40	20	100	4
R10*40*20*150	10	40	20	150	

◎ 适用被加工材料及切削参数表 TABLE OF APPLICABLE PROCESSED MATERIALS AND CUTTING PARAMETERS

适用材料 Applicable materials		切深a_p	切宽a_e	线速度v_c	进给f_z
P	碳钢、合金钢 Carbon steel, alloy steel	≤0.2D	≤0.3D	150m/min	0.009D mm/z
M	不锈钢 Stainless steel				
K	铸铁 Cast Iron	≤0.2D	≤0.2D	130m/min	0.009D mm/z
N	铝合金 Aluminum Alloy steel				
S	高温合金 Super alloy				
H	高硬钢 Hardened Steel				

按照被加工材料的不同材质和硬度，切削参数做适当的调整。
Please adjust the parameters according to the material and hardness of work pieces.

55度2刃铝用球刀

HRC55 CARBIDE 2 FLUTES STANDARD LENGTH BALL NOSE END MILL FOR ALUMINUM

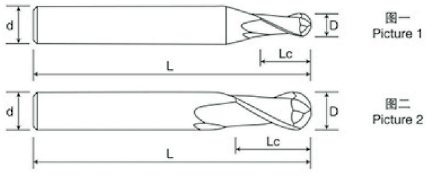

型号 Type	规格Specification				刃数 Flutes
	刃径D	刃长Lc	柄径d	总长L	
R1.5*6*3*50	1.5	6	3	50	2
R1.5*6*3*75	1.5	6	3	75	2
R1.5*6*3*100	1.5	6	3	100	2
R0.5*2*4*50	0.5	2	4	50	2
R0.75*3*4*50	0.75	3	4	50	2
R1*4*4*50	1	4	4	50	2
R1.25*5*4*50	1.25	5	4	50	2
R1.5*6*4*50	1.5	6	4	50	2
R1.75*7*4*50	1.75	7	4	50	2
R2*8*4*50	2	8	4	50	2
R2*8*4*75	2	8	4	75	2
R2*8*4*100	2	8	4	100	2
R2.5*10*5*50	2.5	10	5	50	2
R2.5*10*5*75	2.5	10	5	75	2
R2.5*10*5*100	2.5	10	5	100	2
R2.5*10*6*50	2.5	10	6	50	2
R3*12*6*50	3	12	6	50	2
R3*12*6*75	3	12	6	75	2
R3*12*6*100	3	12	6	100	2
R3*12*6*150	3	12	6	150	2
R3.5*14*8*60	3.5	14	8	60	2
R4*16*8*60	4	16	8	60	2

型号 Type	规格Specification				刃数 Flutes
	刃径D	刃长Lc	柄径d	总长L	
R4*16*8*75	4	16	8	75	2
R4*16*8*100	4	16	8	100	2
R4*16*8*150	4	16	8	150	2
R4.5*18*10*75	4.5	18	10	75	2
R5*20*10*75	5	20	10	75	2
R5*20*10*100	5	20	10	100	2
R5*20*10*150	5	20	10	150	2
R5.5*22*12*75	5.5	22	12	75	2
R6*24*12*75	6	24	12	75	2
R6*24*12*100	6	24	12	100	2
R6*24*12*150	6	24	12	150	2
R6.5*26*14*100	6.5	26	14	100	2
R7*28*14*80	7	28	14	80	2
R7*28*14*100	7	28	14	100	2
R7*28*14*150	7	28	14	150	2
R8*32*16*100	8	32	16	100	2
R8*32*16*150	8	32	16	150	2
R9*36*18*100	9	36	18	100	2
R9*36*18*150	9	36	18	150	2
R10*40*20*100	10	40	20	100	2
R10*40*20*150	10	40	20	150	2

◎ 适用被加工材料及切削参数表 TABLE OF APPLICABLE PROCESSED MATERIALS AND CUTTING PARAMETERS

适用材料 Applicable materials		切深a_p	切宽a_e	线速度v_c	进给f_z
P	碳钢、合金钢 Carbon steel, alloy steel				
M	不锈钢 Stainless steel				
K	铸铁 Cast Iron				
N	铝合金 Aluminum Alloy steel	≤0.3D	≤0.3D	150(60-350)m/min	0.02D mm/z
S	高温合金 Super alloy				
H	高硬钢 Hardened Steel				

按照被加工材料的不同材质和硬度，切削参数做适当的调整。
Please adjust the parameters according to the material and hardness of work pieces.

55度4刃圆鼻铣刀

HRC55 CARBIDE 4 FLUTES STANDARD LENGTH CORNER RADIUS END MILL

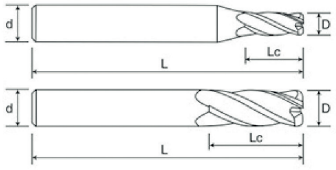

型号 Type	规格Specification				刃数 Flutes
	刃径D	刃长Lc	柄径d	总长L	
3*8*3*50	3	8	3	50	4
3*12*3*75	3	12	3	75	4
3*15*3*100	3	15	3	100	4
1*3*4*50	1	3	4	50	4
1.5*4*4*50	1.5	4	4	50	4
2*5*4*50	2	5	4	50	4
3*8*4*75	3	8	4	75	4
4*10*4*50	4	10	4	50	4
4*16*4*75	4	16	4	75	4
4*20*4*100	4	20	4	100	4
5*13*5*50	5	13	5	50	4
5*20*5*75	5	20	5	75	4
5*25*5*100	5	25	5	100	4
6*15*6*50	6	15	6	50	4

型号 Type	规格Specification				刃数 Flutes
	刃径D	刃长Lc	柄径d	总长L	
5*13*6*50	5	13	6	50	4
6*25*6*75	6	25	6	75	4
6*30*6*100	6	30	6	100	4
6*40*6*150	6	40	6	150	4
8*20*8*60	8	20	8	60	4
8*28*8*75	8	28	8	75	4
8*35*8*100	8	35	8	100	4
8*50*8*150	8	50	8	150	4
10*25*10*75	10	25	10	75	4
10*40*10*100	10	40	10	100	4
10*50*10*150	10	50	10	150	4
12*30*12*75	12	30	12	75	4
12*45*12*100	12	45	12	100	4
12*60*12*150	12	60	12	150	4

◎ 适用被加工材料及切削参数表 TABLE OF APPLICABLE PROCESSED MATERIALS AND CUTTING PARAMETERS

适用材料 Applicable materials		切深a_p	切宽a_e	线速度v_c	进给f_z
P	碳钢、合金钢 Carbon steel, alloy steel	≤1.5D	≤0.15D	180m/min	0.0085D mm/z
M	不锈钢 Stainless steel				
K	铸铁 Cast Iron	≤1.5D	≤0.15D	150m/min	0.007D mm/z
N	铝合金 Aluminum Alloy steel				
S	高温合金 Super alloy				
H	高硬钢 Hardened Steel				

按照被加工材料的不同材质和硬度，切削参数做适当的调整。
Please adjust the parameters according to the material and hardness of work pieces.

55度4刃钢用粗皮刀

HRC55 CARBIDE 4 FLUTES ROUGHING END MILL



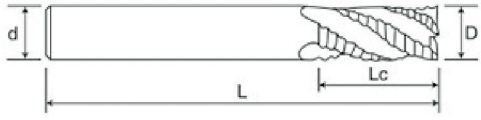

型号 Type	规格Specification				刃数 Flutes
	刃径D	刃长Lc	柄径d	总长L	
3*8*3*50	3	8	3	50	4
3*12*3*75	3	12	3	75	4
3*15*3*100	3	15	3	100	4
4*10*4*50	4	10	4	50	4
4*16*4*75	4	16	4	75	4
4*20*4*100	4	20	4	100	4
5*13*5*50	5	13	5	50	4
5*20*5*75	5	20	5	75	4
5*25*5*100	5	25	5	100	4
5*13*6*50	5	13	6	50	4
6*15*6*50	6	15	6	50	4
6*25*6*75	6	25	6	75	4
6*30*6*100	6	30	6	100	4
8*20*8*60	8	20	8	60	4

型号 Type	规格Specification				刃数 Flutes
	刃径D	刃长Lc	柄径d	总长L	
8*28*8*75	8	28	8	75	4
8*35*8*100	8	35	8	100	4
10*25*10*75	10	25	10	75	4
10*40*10100	10	40	10	100	4
12*30*12*75	12	30	12	75	4
12*45*12*100	12	45	12	100	4
14*45*14*100	14	45	14	100	4
14*60*14*150	14	60	14	150	4
16*45*16*100	16	45	16	100	4
16*60*16*150	16	60	16	150	4
18*45*18*100	18	45	18	100	4
18*70*18*150	18	70	18	150	4
20*45*20*100	20	45	20	100	4
20*70*20*150	20	70	20	150	4

◎ 适用被加工材料及切削参数表 TABLE OF APPLICABLE PROCESSED MATERIALS AND CUTTING PARAMETERS

适用材料 Applicable materials		切深a_p	切宽a_e	线速度v_c	进给f_z
P	碳钢、合金钢 Carbon steel, alloy steel	≤1.5D	≤0.3D	130m/min	0.006D mm/z
M	不锈钢 Stainless steel				
K	铸铁 Cast Iron	≤1.5D	≤0.3D	130m/min	0.006D mm/z
N	铝合金 Aluminum Alloy steel				
S	高温合金 Super alloy				
H	高硬钢 Hardened Steel				

按照被加工材料的不同材质和硬度，切削参数做适当的调整。
Please adjust the parameters according to the material and hardness of work pieces.

55度3刃铝用粗皮刀

HRC55 CARBIDE 3 FLUTES ROUGHING END MILL FOR ALUMINUM

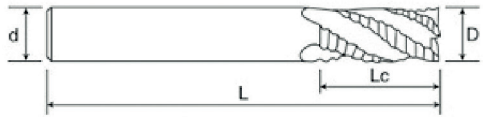

型号 Type	规格Specification				刃数 Flutes
	刃径D	刃长Lc	柄径d	总长L	
3*8*3*50	3	8	3	50	3
3*12*3*75	3	12	3	75	3
3*15*3*100	3	15	3	100	3
4*10*4*50	4	10	4	50	3
4*16*4*75	4	16	4	75	3
4*20*4*100	4	20	4	100	3
5*13*5*50	5	13	5	50	3
5*20*5*75	5	20	5	75	3
5*25*5*100	5	25	5	100	3
5*13*6*50	5	13	6	50	3
6*15*6*50	6	15	6	50	3
6*25*6*75	6	25	6	75	3
6*30*6*100	6	30	6	100	3
8*24*8*60	8	20	8	60	3

型号 Type	规格Specification				刃数 Flutes
	刃径D	刃长Lc	柄径d	总长L	
8*28*8*75	8	28	8	75	3
8*35*8*100	8	35	8	100	3
10*30*10*75	10	30	10	75	3
10*40*10*100	10	40	10	100	3
12*36*12*75	12	36	12	75	3
12*45*12*100	12	45	12	100	3
14*45*14*100	14	45	14	100	3
14*60*14*150	14	60	14	150	3
16*45*16*100	16	45	16	100	3
16*60*16*150	16	60	16	150	3
18*45*18*100	18	45	18	100	3
18*70*18*150	18	70	18	150	3
20*45*20*100	20	45	20	100	3
20*70*20*150	20	70	20	150	3

◎ 适用被加工材料及切削参数表 TABLE OF APPLICABLE PROCESSED MATERIALS AND CUTTING PARAMETERS

适用材料 Applicable materials		切深a_p	切宽a_e	线速度v_c	进给f_z
P	碳钢、合金钢 Carbon steel, alloy steel				
M	不锈钢 Stainless steel				
K	铸铁 Cast Iron				
N	铝合金 Aluminum Alloy steel	≤1.5D	≤0.3D	130m/min	0.008D mm/z
S	高温合金 Super alloy				
H	高硬钢 Hardened Steel				

按照被加工材料的不同材质和硬度，切削参数做适当的调整。
Please adjust the parameters according to the material and hardness of work pieces.

55度钢用定点钻

HRC55 CARBIDE RIGID FIXED POINT DRILL

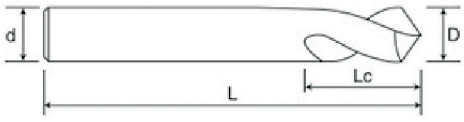

型号 Type	规格Specification				角度 Angle
	刃径D	刃长Lc	柄径d	总长L	
3*6*3*50	3	6	3	50	90°
3*6*3*75	3	6	3	75	90°
3*6*3*100	3	6	3	100	90°
2*4*4*50	2	4	4	50	90°
3*6*4*50	3	6	4	50	90°
4*8*4*50	4	8	4	50	90°
4*8*4*75	4	8	4	75	90°
4*8*4*100	4	8	4	100	90°
5*10*5*50	5	10	5	50	90°
5*10*5*75	5	10	5	75	90°
5*10*5*100	5	10	5	100	90°
6*12*6*50	6	12	6	50	90°
6*12*6*75	6	12	6	75	90°
6*12*6*100	6	12	6	100	90°
8*16*8*60	8	16	8	60	90°

型号 Type	规格Specification				角度 Angle
	刃径D	刃长Lc	柄径d	总长L	
8*16*8*75	8	16	8	75	90°
8*16*8*100	8	16	8	100	90°
10*20*10*75	10	20	10	75	90°
10*20*10*100	10	20	10	100	90°
12*24*12*75	12	24	12	75	90°
12*24*12*100	12	24	12	100	90°
14*28*14*100	14	28	14	100	90°
14*28*14*150	14	28	14	150	90°
16*32*16*100	16	32	16	100	90°
16*32*16*150	16	32	16	150	90°
18*36*18*100	18	36	18	100	90°
18*36*18*150	18	36	18	150	90°
20*40*20*100	20	40	20	100	90°
20*40*20*150	20	40	20	150	90°

◎ 适用被加工材料及切削参数表 TABLE OF APPLICABLE PROCESSED MATERIALS AND CUTTING PARAMETERS

适用材料 Applicable materials		切深a_p	切宽a_e	线速度v_c	进给f_z
P	碳钢、合金钢 Carbon steel, alloy steel			120m/min	0.05D mm/z
M	不锈钢 Stainless steel				
K	铸铁 Cast Iron			90m/min	0.05D mm/z
N	铝合金 Aluminum Alloy steel				
S	高温合金 Super alloy				
H	高硬钢 Hardened Steel				

按照被加工材料的不同材质和硬度，切削参数做适当的调整。
Please adjust the parameters according to the material and hardness of work pieces.

55度铝用定点钻

HRC55 CARBIDE FIXED POINT DRILL FOR ALUMINUM

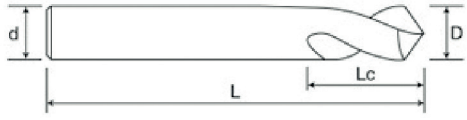

型号 Type	规格Specification				角度 Angle
	刃径D	刃长Lc	柄径d	总长L	
3*6*3*50	3	6	3	50	90°
3*6*3*75	3	6	3	75	90°
3*6*3*100	3	6	3	100	90°
2*4*4*50	2	4	4	50	90°
3*6*4*50	3	6	4	50	90°
4*8*4*50	4	8	4	50	90°
4*8*4*75	4	8	4	75	90°
4*8*4*100	4	8	4	100	90°
5*10*5*50	5	10	5	50	90°
5*10*5*75	5	10	5	75	90°
5*10*5*100	5	10	5	100	90°
6*12*6*50	6	12	6	50	90°
6*12*6*75	6	12	6	75	90°
6*12*6*100	6	12	6	100	90°
8*16*8*60	8	16	8	60	90°

型号 Type	规格Specification				角度 Angle
	刃径D	刃长Lc	柄径d	总长L	
8*16*8*75	8	16	8	75	90°
8*16*8*100	8	16	8	100	90°
10*20*10*75	10	20	10	75	90°
10*20*10*100	10	20	10	100	90°
12*24*12*75	12	24	12	75	90°
12*24*12*100	12	24	12	100	90°
14*28*14*100	14	28	14	100	90°
14*28*14*150	14	28	14	150	90°
16*32*16*100	16	32	16	100	90°
16*32*16*150	16	32	16	150	90°
18*36*18*100	18	36	18	100	90°
18*36*18*150	18	36	18	150	90°
20*40*20*100	20	40	20	100	90°
20*40*20*150	20	40	20	150	90°

◎ 适用被加工材料及切削参数表 TABLE OF APPLICABLE PROCESSED MATERIALS AND CUTTING PARAMETERS

适用材料 Applicable materials		切深a_p	切宽a_e	线速度v_c	进给f_z
P	碳钢、合金钢 Carbon steel, alloy steel				
M	不锈钢 Stainless steel				
K	铸铁 Cast Iron				
N	铝合金 Aluminum Alloy steel			130m/min	0.05D mm/z
S	高温合金 Super alloy				
H	高硬钢 Hardened Steel				

按照被加工材料的不同材质和硬度，切削参数做适当的调整。
Please adjust the parameters according to the material and hardness of work pieces.

55度4刃倒角刀

HRC55 CARBIDE RIGID FIXED POINT DRILL



型号 Type	规格Specification		角度Angle
	柄径d	总长L	
4*50*90°	4	50	90°
6*50*90°	6	50	90°
8*60*90°	6	60	90°

型号 Type	规格Specification		角度Angle
	柄径d	总长L	
10*75*90°	10	75	90°
12*75*90°	12	75	90°

◎ 适用被加工材料及切削参数表 TABLE OF APPLICABLE PROCESSED MATERIALS AND CUTTING PARAMETERS

适用材料 Applicable materials		切深a_p	切宽a_e	线速度v_c	进给f_z
P	碳钢、合金钢 Carbon steel, alloy steel			120m/min	0.025D mm/z
M	不锈钢 Stainless steel				
K	铸铁 Cast Iron			90m/min	0.025D mm/z
N	铝合金 Aluminum Alloy steel				
S	高温合金 Super alloy				
H	高硬钢 Hardened Steel				

按照被加工材料的不同材质和硬度，切削参数做适当的调整。
Please adjust the parameters according to the material and hardness of work pieces.

55度钢用微径铣刀

HRC55 CARBIDE 2 FLUTES MICRO END MILL

型号 Type	规格Specification				角度 Angle
	刃径D	刃长Lc	柄径d	总长L	
0.2*0.4*4*50	0.2	0.4	4	50	2
0.3*0.6*4*50	0.3	0.6	4	50	2
0.4*0.8*4*50	0.4	0.8	4	50	2
0.5*1*4*50	0.5	1	4	50	2

型号 Type	规格Specification				角度 Angle
	刃径D	刃长Lc	柄径d	总长L	
0.6*1.2*4*50	0.6	1.2	4	50	2
0.7*1.4*4*50	0.7	1.4	4	50	2
0.8*1.6*4*50	0.8	1.6	4	50	2
0.9*1.8*4*50	0.9	1.8	4	50	2

◎ 适用被加工材料及切削参数表 TABLE OF APPLICABLE PROCESSED MATERIALS AND CUTTING PARAMETERS

适用材料 Applicable materials		切深a_p	切宽a_e	线速度v_c	进给f_z
P	碳钢、合金钢 Carbon steel, alloy steel	≤1.5D	≤0.15D		
M	不锈钢 Stainless steel				
K	铸铁 Cast Iron	≤1.5D	≤0.15D		
N	铝合金 Aluminum Alloy steel				
S	高温合金 Super alloy				
H	高硬钢 Hardened Steel				

按照被加工材料的不同材质和硬度，切削参数做适当的调整。
Please adjust the parameters according to the material and hardness of work pieces.

55度铝用微径铣刀

11RC55 CARBIDE 2 FLUTES MICRO END MILL FOR ALUMINUM

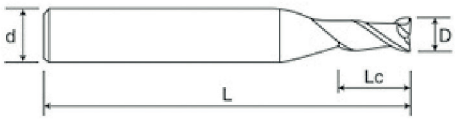

型号 Type	规格Specification				角度 Angle
	刃径D	刃长Lc	柄径d	总长L	
0.2*0.4*4*50	0.2	0.4	4	50	2
0.3*0.6*4*50	0.3	0.6	4	50	2
0.4*0.8*4*50	0.4	0.8	4	50	2
0.5*1*4*50	0.5	1	4	50	2

型号 Type	规格Specification				角度 Angle
	刃径D	刃长Lc	柄径d	总长L	
0.6*1.2*4*50	0.6	1.2	4	50	2
0.7*1.4*4*50	0.7	1.4	4	50	2
0.8*1.6*4*50	0.8	1.6	4	50	2
0.9*1.8*4*50	0.9	1.8	4	50	2

◎ 适用被加工材料及切削参数表 TABLE OF APPLICABLE PROCESSED MATERIALS AND CUTTING PARAMETERS

适用材料 Applicable materials		切深a_p	切宽a_e	线速度v_c	进给f_z
P	碳钢、合金钢 Carbon steel, alloy steel	≤1.5D	≤0.15D		
M	不锈钢 Stainless steel				
K	铸铁 Cast Iron	≤1.5D	≤0.15D		
N	铝合金 Aluminum Alloy steel				
S	高温合金 Super alloy				
H	高硬钢 Hardened Steel				

按照被加工材料的不同材质和硬度，切削参数做适当的调整。
Please adjust the parameters according to the material and hardness of work pieces.

50度4刃钨钢铣刀

HRC50 CARBIDE 4 FLUTES STANDARD LENGTH END MIL1

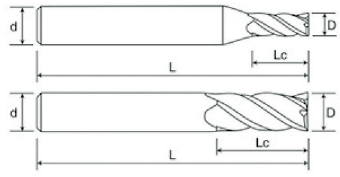

型号 Type	规格Specification				刃数 Flutes
	刃径D	刃长Lc	柄径d	总长L	
3*8*3*50	3	8	3	50	4
3*12*3*75	3	12	3	75	4
3*15*3*100	3	15	3	100	4
1*3*4*50	1	3	4	50	4
1.5*4*4*50	1.5	4	4	50	4
2*5*4*50	2	5	4	50	4
2.5*7*4*50	2.5	7	4	50	4
3*8*4*50	3	8	4	50	4
3.5*10*4*50	3.5	10	4	50	4
4*10*4*50	4	10	4	50	4
4*16*4*75	4	16	4	75	4
4*20*4*100	4	20	4	100	4
1*3*4*75	1	3	4	75	4
1.5*4*4*75	1.5	4	4	75	4
2*5*4*75	2	5	4	75	4
2.5*7*4*75	2.5	7	4	75	4
3*8*4*75	3	8	4	75	4
5*13*5*50	5	13	5	50	4
5*20*5*75	5	20	5	75	4
5*25*5*100	5	25	5	100	4
1*3*6*50	1	3	6	50	4
1.5*4*6*50	1.5	4	6	50	4
2*5*6*50	2	5	6	50	4
2.5*7*6*50	2.5	7	6	50	4
3*8*6*50	3	8	6	50	4
3.5*10*6*50	3.5	10	6	50	4
4*10*6*50	4	10	6	50	4
4.5*12*6*50	4.5	12	6	50	4
5*13*6*50	5	13	6	50	4

型号 Type	规格Specification				刃数 Flutes
	刃径D	刃长Lc	柄径d	总长L	
5.5*15*6*50	5.5	15	6	50	4
6*15*6*50	6	15	6	50	4
6*25*6*75	6	25	6	75	4
6*30*6*100	6	30	6	100	4
6*40*6*150	6	40	6	150	4
7*18*8*60	7	18	8	60	4
8*20*8*60	8	20	8	60	4
8*28*8*75	8	28	8	75	4
8*35*8*100	8	35	8	100	4
8*50*8*150	8	50	8	150	4
9*23*10*75	9	23	10	75	4
10*25*10*75	10	25	10	75	4
10*40*10*100	10	40	10	100	4
10*50*10*150	10	50	10	150	4
11*28*12*75	11	28	12	75	4
12*30*12*75	12	30	12	75	4
12*45*12*100	12	45	12	100	4
12*60*12*150	12	60	12	150	4
13*45*14*100	13	45	14	100	4
14*35*14*80	14	35	14	80	4
14*45*14*100	14	45	14	100	4
14*60*14*150	14	60	14	150	4
15*45*16*100	15	45	16	100	4
16*45*16*100	16	45	16	100	4
16*60*16*150	16	60	16	150	4
18*45*18*100	18	45	18	100	4
18*70*18*150	18	70	18	150	4
20*45*20*100	20	45	20	100	4
20*70*20*150	20	70	20	150	4

◎ 适用被加工材料及切削参数表 TABLE OF APPLICABLE PROCESSED MATERIALS AND CUTTING PARAMETERS

适用材料 Applicable materials		切深a_p	切宽a_e	线速度v_c	进给f_z
P	碳钢、合金钢 Carbon steel, alloy steel				
M	不锈钢 Stainless steel				
K	铸铁 Cast Iron	≤1D	≤0.12D	160m/min	0.0075D mm/z
N	铝合金 Aluminum Alloy steel				
S	高温合金 Super alloy				
H	高硬钢 Hardened Steel				

按照被加工材料的不同材质和硬度，切削参数做适当的调整。
Please adjust the parameters according to the material and hardness of work pieces.

50度2刃钨钢铣刀

HRC50 CARBIDE 2 FLUTES STANDARD LENGTH END MIL

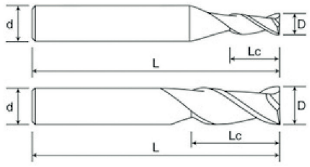

型号 Type	规格Specification				刃数 Flutes
	刃径D	刃长Lc	柄径d	总长L	
3*8*3*50	3	8	3	50	2
3*12*3*75	3	12	3	75	2
3*15*3*100	3	15	3	100	2
1*3*4*50	1	3	4	50	2
1.5*4*4*50	1.5	4	4	50	2
2*5*4*50	2	5	4	50	2
2.5*7*4*50	2.5	7	4	50	2
3*8*4*50	3	8	4	50	2
3.5*10*4*50	3.5	10	4	50	2
4*10*4*50	4	10	4	50	2
4*16*4*75	4	16	4	75	2
4*20*4*100	4	20	4	100	2
5*13*5*50	5	13	5	50	2
5*20*5*75	5	20	5	75	2
5*25*5*100	5	25	5	100	2
1*3*6*50	1	3	6	50	2
1.5*4*6*50	1.5	4	6	50	2
2*5*6*50	2	5	6	50	2
2.5*7*6*50	2.5	7	9	50	2
3*8*6*50	3	8	9	50	2
3.5*10*6*50	3.5	10	9	50	2
4*10*6*50	4	10	6	50	2
4.5*12*6*50	4.5	12	6	50	2
5*13*6*50	5	13	6	50	2
5.5*15*6*50	5.5	15	6	50	2
6*15*6*50	6	15	6	50	2
6*25*6*75	6	25	6	75	2

型号 Type	规格Specification				刃数 Flutes
	刃径D	刃长Lc	柄径d	总长L	
6*30*6*100	9	30	6	100	2
6*40*6*150	9	40	6	150	2
7*18*8*60	7	18	8	60	2
8*20*8*60	8	20	8	60	2
8*28*8*75	8	28	8	75	2
8*35*8*100	8	35	8	100	2
8*50*8*150	8	50	8	150	2
9*23*10*75	6	23	10	75	2
10*25*10*75	10	25	10	75	2
10*40*10*100	10	40	10	100	2
10*50*10*150	10	50	10	150	2
11*28*12*75	11	28	12	75	2
12*30*12*75	12	30	12	75	2
12*45*12*100	12	45	12	100	2
12*60*12*150	12	60	12	150	2
13*45*14*100	13	45	14	100	2
14*35*14*80	14	45	14	80	2
14*45*14*100	14	45	14	100	2
14*60*14*150	14	60	14	150	2
15*45*16*100	15	45	16	100	2
16*45*16*100	16	45	16	100	2
16*60*16*150	16	60	16	150	2
18*45*18*100	18	45	18	100	2
18*70*18*150	18	70	18	150	2
20*45*20*100	20	45	20	100	2
20*70*20*150	20	70	20	150	2

◎ 适用被加工材料及切削参数表 TABLE OF APPLICABLE PROCESSED MATERIALS AND CUTTING PARAMETERS

适用材料 Applicable materials		切深a_p	切宽a_e	线速度v_c	进给f_z
P	碳钢、合金钢 Carbon steel, alloy steel				
M	不锈钢 Stainless steel				
K	铸铁 Cast Iron	≤1D	≤0.12D	160m/min	0.008D mm/z
N	铝合金 Aluminum Alloy steel				
S	高温合金 Super alloy				
H	高硬钢 Hardened Steel				

按照被加工材料的不同材质和硬度，切削参数做适当的调整。
Please adjust the parameters according to the material and hardness of work pieces.

50度3刃双刃带铝用刀

HRC50 CARBIDE 3 FLUTES STANDARD LENGTH END MILL FOR ALUMINUM

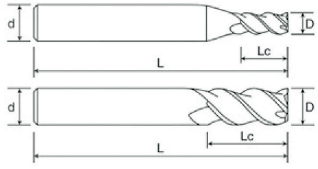

图一 Picture 1

图二 Picture 2

型号 Type	规格Specification				刃数 Flutes
	刃径D	刃长Lc	柄径d	总长L	
3*9*3*50	3	9	3	50	3
3*12*3*75	3	12	3	75	3
3*15*3*100	3	15	3	100	3
2*6*4*50	2	6	4	50	3
2.5*8*4*50	2.5	8	4	50	3
3*9*4*50	3	9	4	50	3
3.5*12*4*50	3.5	12	4	50	3
4*12*4*50	4	12	4	50	3
4*20*4*75	4	20	4	75	3
4*25*4*100	4	25	4	100	3
5*15*5*50	5	15	5	50	3
5*20*5*75	5	20	5	75	3
5*25*5*100	5	25	5	100	3
2*6*6*50	2	6	6	50	3
2.5*8*6*50	2.5	8	6	50	3
3*9*6*50	3	9	6	50	3
3.5*12*6*50	3.5	12	6	50	3
4*12*6*50	4	12	6	50	3
4.5*14*6*50	4.5	14	6	50	3
5*15*6*50	5	15	6	50	3
5.5*18*6*50	5.5	18	6	50	3
6*18*6*50	6	18	6	50	3
6*30*6*75	6	30	6	75	3
6*30*6*100	6	30	6	100	3

型号 Type	规格Specification				刃数 Flutes
	刃径D	刃长Lc	柄径d	总长L	
6*40*6*150	6	40	6	150	3
7*21*8*60	7	21	8	60	3
8*24*8*60	8	24	8	60	3
8*35*8*75	8	35	8	75	3
8*40*8*100	8	40	8	100	3
8*50*8*150	8	50	8	150	3
9*27*10*75	9	27	10	75	3
10*30*10*75	10	30	10	75	3
10*40*10*100	10	40	10	100	3
10*50*10*150	10	50	10	150	3
11*33*12*75	11	33	12	75	3
12*36*12*75	12	36	12	75	3
12*45*12*100	12	45	12	100	3
12*60*12*150	12	60	12	150	3
14*35*14*80	14	35	14	80	3
14*45*14*100	14	45	14	100	3
14*65*14*150	14	65	14	150	3
15*45*16*100	15	45	16	100	3
16*45*16*100	16	45	16	100	3
16*65*16*150	16	65	16	150	3
18*45*18*100	18	45	18	100	3
18*70*18*150	18	70	18	150	3
20*45*20*100	20	45	20	100	3
20*70*20*150	20	70	20	150	3

◎ 适用被加工材料及切削参数表 TABLE OF APPLICABLE PROCESSED MATERIALS AND CUTTING PARAMETERS

适用材料 Applicable materials		切深a_p	切宽a_e	线速度v_c	进给f_z
P	碳钢、合金钢 Carbon steel, alloy steel				
M	不锈钢 Stainless steel				
K	铸铁 Cast Iron				
N	铝合金 Aluminum Alloy steel	≤1.5D	≤0.2D	150(60-350)m/min	0.007D mm/z
S	高温合金 Super alloy				
H	高硬钢 Hardened Steel				

按照被加工材料的不同材质和硬度，切削参数做适当的调整。
Please adjust the parameters according to the material and hardness of work pieces.

50度2刃双刃带铝用刀

HRC50 CARBIDE 2 FLUTES STANDARD LENGTH END MILL FOR ALUMINUM

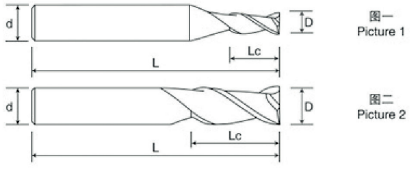

型号 Type	规格Specification				刃数 Flutes
	刃径D	刃长Lc	柄径d	总长L	
3*9*3*50	3	9	3	50	2
3*12*3*75	3	12	3	75	2
3*15*3*100	3	15	3	100	2
2*6*4*50	2	6	4	50	2
2.5*8*4*50	2.5	8	4	50	2
3*9*4*50	3	9	4	50	2
3.5*12*4*50	3.5	12	4	50	2
4*12*4*50	4	12	4	50	2
4*20*4*75	4	20	4	75	2
4*25*4*100	4	25	4	100	2
5*15*5*50	5	15	5	50	2
5*20*5*75	5	20	5	75	2
5*25*5*100	5	25	5	100	2
2*6*6*50	2	6	6	50	2
2.5*8*6*50	2.5	8	6	50	2
3*9*6*50	3	9	6	50	2
3.5*12*6*50	3.5	12	6	50	2
4*12*6*50	4	12	6	50	2
4.5*14*6*50	4.5	14	6	50	2
5*15*6*50	5	15	6	50	2
5.5*18*6*50	5.5	18	6	50	2
6*18*6*50	6	18	6	50	2
6*30*6*75	6	30	6	75	2
6*30*6*100	6	30	6	100	2

型号 Type	规格Specification				刃数 Flutes
	刃径D	刃长Lc	柄径d	总长L	
6*40*6*150	6	40	6	150	2
7*21*8*60	7	21	8	60	2
8*24*8*60	8	24	8	60	2
8*35*8*75	8	35	8	75	2
8*40*8*100	8	40	8	100	2
8*50*8*150	8	50	8	150	2
9*27*10*75	9	27	10	75	2
10*30*10*75	10	30	10	75	2
10*40*10*100	10	40	10	100	2
10*50*10*150	10	50	10	150	2
11*33*12*75	11	33	12	75	2
12*36*12*75	12	36	12	75	2
12*45*12*100	12	45	12	100	2
12*60*12*150	12	60	12	150	2
14*35*14*80	14	35	14	80	2
14*45*14*100	14	45	14	100	2
14*65*14*150	14	65	14	150	2
16*45*16*100	16	45	16	100	2
16*65*16*150	16	65	16	150	2
18*45*18*100	18	45	18	100	2
18*70*18*150	18	70	18	150	2
20*45*20*100	20	45	20	100	2
20*70*20*150	20	70	20	150	2

◎ 适用被加工材料及切削参数表 TABLE OF APPLICABLE PROCESSED MATERIALS AND CUTTING PARAMETERS

适用材料 Applicable materials		切深a_p	切宽a_e	线速度v_c	进给f_z
P	碳钢、合金钢 Carbon steel, alloy steel				
M	不锈钢 Stainless steel				
K	铸铁 Cast Iron				
N	铝合金 Aluminum Alloy steel	≤2.5D	≤0.15D	150(60-350)m/min	0.008D mm/z
S	高温合金 Super alloy				
H	高硬钢 Hardened Steel				

按照被加工材料的不同材质和硬度，切削参数做适当的调整。
Please adjust the parameters according to the material and hardness of work pieces.

50度2刃钨钢球刀

HRC50 CARBIDE 2 FLUTES STANDARD LENGTH BALL NOSE END MILL

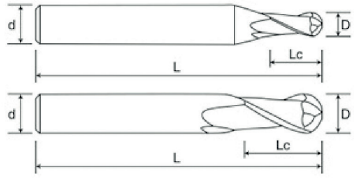

图一 Picture 1

图二 Picture 2

型号 Type	规格Specification				刃数 Flutes
	刃径D	刃长Lc	柄径d	总长L	
R1.5*6*3*50	1.5	6	3	50	2
R1.5*6*3*75	1.5	6	3	75	2
R1.5*6*3*100	1.5	6	3	100	2
R0.5*2*4*50	0.5	2	4	50	2
R0.75*3*4*50	0.75	3	4	50	2
R1*4*4*50	1	4	4	50	2
R1.25*5*4*50	1.25	5	4	50	2
R1.5*6*4*50	1.5	6	4	50	2
R1.75*7*4*50	1.75	7	4	50	2
R2*8*4*50	2	8	4	50	2
R2*8*4*75	2	8	4	75	2
R2*8*4*100	2	8	4	100	2
R0.5*2*4*75	0.5	2	4	75	2
R0.75*3*4*75	0.75	3	4	75	2
R1*4*4*75	1	4	4	75	2
R1.25*5*4*75	1.25	5	4	75	2
R1.5*6*4*75	1.5	9	4	75	2
R2.5*10*5*50	2.5	10	9	100	2
R2.5*10*5*75	2.5	10	5	50	2
R2.5*10*5*100	2.5	10	9	100	2
R0.5*2*6*50	0.5	2	5	50	2
R0.75*3*6*50	0.75	3	6	50	2
R1*4*6*50	1	4	6	50	2
R1.25*5*6*50	1.25	5	6	50	2
R1.5*6*6*50	1.5	9	6	50	2
R1.75*7*6*50	1.75	7	6	50	2
R2*8*6*50	2	8	6	50	2
R2.5*10*6*50	2.5	10	6	50	2

型号 Type	规格Specification				刃数 Flutes
	刃径D	刃长Lc	柄径d	总长L	
R3*12*6*50	3	12	6	50	2
R3*12*6*75	3	12	6	75	2
R3*12*6*100	3	12	6	100	2
R3*12*6*150	3	12	6	150	2
R3.5*14*8*60	3.5	14	8	60	2
R4*16*8*60	4	16	8	60	2
R4*16*8*75	4	16	8	75	2
R4*16*8*100	4	16	8	100	2
R4*16*8*150	4	16	8	150	2
R4.5*18*10*75	4.5	18	10	75	2
R5*20*10*75	5	20	10	75	2
R5*20*10*100	5	20	10	100	2
R5*20*10*150	5	20	10	150	2
R5.5*22*12*75	5.5	22	12	75	2
R6*24*12*75	6	24	12	75	2
R6*24*12*100	6	24	12	100	2
R6*24*12*150	6	24	12	150	2
R6.5*26*14*100	6.5	26	14	100	2
R7*28*14*80	7	28	14	80	2
R7*28*14*100	7	28	14	100	2
R7*28*14*150	7	28	14	150	2
R8*32*16*100	8	32	16	100	2
R8*32*16*150	8	32	16	150	2
R9*36*18*100	9	36	18	100	2
R9*36*18*150	9	36	18	150	2
R10*40*20*100	10	40	20	100	2
R10*40*20*150	10	40	20	150	2

◎ 适用被加工材料及切削参数表 TABLE OF APPLICABLE PROCESSED MATERIALS AND CUTTING PARAMETERS

适用材料 Applicable materials		切深a_p	切宽a_e	线速度v_c	进给f_z
P	碳钢、合金钢 Carbon steel, alloy steel				
M	不锈钢 Stainless steel				
K	铸铁 Cast Iron	≤0.2D	≤0.3D	160m/min	0.009D mm/z
N	铝合金 Aluminum Alloy steel				
S	高温合金 Super alloy				
H	高硬钢 Hardened Steel				

按照被加工材料的不同材质和硬度，切削参数做适当的调整。
Please adjust the parameters according to the material and hardness of work pieces.

50度4刃钨钢球刀

HRC50 CARBIDE 4 FLUTES STANDARD LENGTH BALL NOSE END MILL



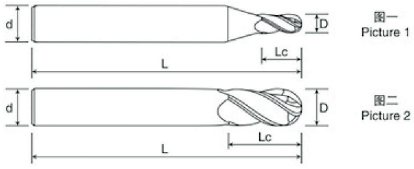

型号 Type	规格Specification				刃数 Flutes
	刃径D	刃长Lc	柄径d	总长L	
R1.5*6*3*50	1.5	6	3	50	4
R1.5*6*3*75	1.5	6	3	75	4
R1.5*6*3*100	1.5	6	3	100	4
R0.5*2*4*50	0.5	2	4	50	4
R0.75*3*4*50	0.75	3	4	50	4
R1*4*4*50	1	4	4	50	4
R1.25*5*4*50	1.25	5	4	50	4
R1.5*6*4*50	1.5	6	4	50	4
R1.75*7*4*50	1.75	7	4	50	4
R2*8*4*50	2	8	4	50	4
R2*8*4*75	2	8	4	75	4
R2*8*4*100	2	8	4	100	4
R2.5*10*5*50	2.5	10	5	50	4
R2.5*10*5*75	2.5	10	5	75	4
R2.5*10*5*100	2.5	10	5	100	4
R2.5*10*6*50	2.5	10	6	50	4
R3*12*6*50	3	12	6	50	4
R3*12*6*75	3	12	6	75	4
R3*12*6*100	3	12	6	100	4
R3*12*6*150	3	12	6	150	4
R1.5*6*6*50	1.5	6	6	50	4
R3.5*14*8*60	3.5	14	8	60	4

型号 Type	规格Specification				刃数 Flutes
	刃径D	刃长Lc	柄径d	总长L	
R4*16*8*60	4	16	8	60	4
R4*16*8*75	4	16	8	75	4
R4*16*8*100	4	16	8	100	4
R4*16*8*150	4	16	8	150	4
R4.5*18*10*75	4.5	18	10	75	4
R5*20*10*75	5	20	10	75	4
R5*20*10*100	5	20	10	100	4
R5*20*10*150	5	20	10	150	4
R5.5*22*12*75	5.5	22	12	75	4
R6*24*12*75	6	24	12	75	4
R6*24*12*100	6	24	12	100	4
R6*24*12*150	6	24	12	150	4
R6.5*26*14*100	6.5	26	14	100	4
R7*28*14*80	7	28	14	80	4
R7*28*14*100	7	28	14	100	4
R7*28*14*150	7	28	14	150	4
R8*32*16*100	8	32	16	100	4
R8*32*16*150	8	32	16	150	4
R9*36*18*100	9	36	18	100	4
R9*36*18*150	9	36	18	150	4
R10*40*20*100	10	40	20	100	4
R10*40*20*150	10	40	20	150	4

◎ 适用被加工材料及切削参数表 TABLE OF APPLICABLE PROCESSED MATERIALS AND CUTTING PARAMETERS

适用材料 Applicable materials		切深a_p	切宽a_e	线速度v_c	进给f_z
P	碳钢、合金钢 Carbon steel, alloy steel				
M	不锈钢 Stainless steel				
K	铸铁 Cast Iron	≤1.5D	≤0.15D	160m/min	0.01D mm/z
N	铝合金 Aluminum Alloy steel				
S	高温合金 Super alloy				
H	高硬钢 Hardened Steel				

按照被加工材料的不同材质和硬度，切削参数做适当的调整。
Please adjust the parameters according to the material and hardness of work pieces.

50度2刃铝用球刀

HRCS0 CARBIDE 2 FLUTES STANDARD LENGTH BALL NOSE END MILL FOR ALUMINUM

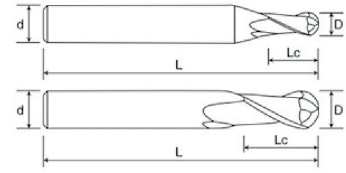

型号 Type	规格Specification				刃数 Flutes
	刃径D	刃长Lc	柄径d	总长L	
R1.5*6*3*50	1.5	6	3	50	2
R1.5*6*3*75	1.5	6	3	75	2
R1.5*6*3*100	1.5	6	3	100	2
R0.5*2*4*50	0.5	2	4	50	2
R0.75*3*4*50	0.75	3	4	50	2
R1*4*4*50	1	4	4	50	2
R1.25*5*4*50	1.25	5	4	50	2
R1.5*6*4*50	1.5	6	4	50	2
R1.75*7*4*50	1.75	7	4	50	2
R2*8*4*50	2	8	4	50	2
R2*8*4*75	2	8	4	75	2
R2*8*4*100	2	8	4	100	2
R2.5*10*5*50	2.5	10	5	50	2
R2.5*10*5*75	2.5	10	5	75	2
R2.5*10*5*100	2.5	10	5	100	2
R2.5*10*6*50	2.5	10	6	50	2
R3*12*6*50	3	12	6	50	2
R3*12*6*75	3	12	6	75	2
R3*12*6*100	3	12	6	100	2
R3*12*6*150	3	12	6	150	2
R3.5*14*8*60	3.5	14	8	60	2
R4*16*8*60	4	16	8	60	2

型号 Type	规格Specification				刃数 Flutes
	刃径D	刃长Lc	柄径d	总长L	
R4*16*8*75	4	16	8	75	2
R4*16*8*100	4	16	8	100	2
R4*16*8*150	4	16	8	150	2
R4.5*18*10*75	4.5	18	10	75	2
R5*20*10*75	5	20	10	75	2
R5*20*10*100	5	20	10	100	2
R5*20*10*150	5	20	10	150	2
R5.5*22*12*75	5.5	22	12	75	2
R6*24*12*75	6	24	12	75	2
R6*24*12*100	6	24	12	100	2
R6*24*12*150	6	24	12	150	2
R6.5*26*14*100	6.5	26	14	100	2
R7*28*14*80	7	28	14	80	2
R7*28*14*100	7	28	14	100	2
R7*28*14*150	7	28	14	150	2
R8*32*16*100	8	32	16	100	2
R8*32*16*150	8	32	16	150	2
R9*36*18*100	9	36	18	100	2
R9*36*18*150	9	36	18	150	2
R10*40*20*100	10	40	20	100	2
R10*40*20*150	10	40	20	150	2

◎ 适用被加工材料及切削参数表 TABLE OF APPLICABLE PROCESSED MATERIALS AND CUTTING PARAMETERS

适用材料 Applicable materials		切深a_p	切宽a_e	线速度v_c	进给f_z
P	碳钢、合金钢 Carbon steel, alloy steel				
M	不锈钢 Stainless steel				
K	铸铁 Cast Iron				
N	铝合金 Aluminum Alloy steel	≤1.5D	≤0.2D	150(60-350)m/min	0.009D mm/z
S	高温合金 Super alloy				
H	高硬钢 Hardened Steel				

按照被加工材料的不同材质和硬度，切削参数做适当的调整。
Please adjust the parameters according to the material and hardness of work pieces.

50度4刃圆鼻铣刀

HRC50 CARBIDE 4 FLUTES STANDARD LENGTH CORNER RADIUS END MILL

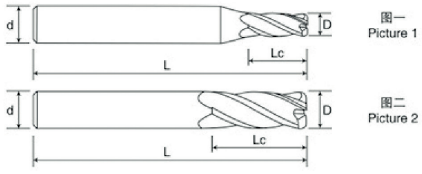

型号 Type	规格Specification				刃数 Flutes
	刃径D	刃长Lc	柄径d	总长L	
3*8*3*50	3	8	3	50	4
3*12*3*75	3	12	3	75	4
3*15*3*100	3	15	3	100	4
1*3*4*50	1	3	4	50	4
1.5*4*4*50	1.5	4	4	50	4
2*5*4*50	2	5	4	50	4
3*8*4*75	3	8	4	75	4
4*10*4*50	4	10	4	50	4
4*16*4*75	4	16	4	75	4
4*20*4*100	4	20	4	100	4
5*13*5*50	5	13	5	50	4
5*20*5*75	5	20	5	75	4
5*25*5*100	5	25	5	100	4
6*15*6*50	6	15	6	50	4

型号 Type	规格Specification				刃数 Flutes
	刃径D	刃长Lc	柄径d	总长L	
5*13*6*50	5	13	6	50	4
6*25*6*75	6	25	6	75	4
6*30*6*100	6	30	6	100	4
6*40*6*150	6	40	6	150	4
8*20*8*60	8	20	8	60	4
8*28*8*75	8	28	8	75	4
8*35*8*100	8	35	8	100	4
8*50*8*150	8	50	8	150	4
10*25*10*75	10	25	10	75	4
10*40*10*100	10	40	10	100	4
10*50*10*150	10	50	10	150	4
12*30*12*75	12	30	12	75	4
12*45*12*100	12	45	12	100	4
12*60*12*150	12	60	12	150	4

◎ 适用被加工材料及切削参数表 TABLE OF APPLICABLE PROCESSED MATERIALS AND CUTTING PARAMETERS

适用材料 Applicable materials		切深a_p	切宽a_e	线速度v_c	进给f_z
P	碳钢、合金钢 Carbon steel, alloy steel				
M	不锈钢 Stainless steel				
K	铸铁 Cast Iron	≤1.5D	≤0.15D	180m/min	0.0085D mm/z
N	铝合金 Aluminum Alloy steel				
S	高温合金 Super alloy				
H	高硬钢 Hardened Steel				

按照被加工材料的不同材质和硬度，切削参数做适当的调整。
Please adjust the parameters according to the material and hardness of work pieces.

50度4刃钢用粗皮刀

HRC50 CARBIDE 4 FLUTES ROUGHING END MILL



型号 Type	规格Specification				刃数 Flutes
	刃径D	刃长Lc	柄径d	总长L	
3*8*3*50	3	8	3	50	4
3*12*3*75	3	12	3	75	4
3*15*3*100	3	15	3	100	4
4*10*4*50	4	10	4	50	4
4*16*4*75	4	16	4	75	4
4*20*4*100	4	20	4	100	4
5*13*5*50	5	13	5	50	4
5*20*5*75	5	20	5	75	4
5*25*5*100	5	25	5	100	4
5*13*6*50	5	13	6	50	4
6*15*6*50	6	15	6	50	4
6*25*6*75	6	25	6	75	4
6*30*6*100	6	30	6	100	4
8*20*8*60	8	20	8	60	4

型号 Type	规格Specification				刃数 Flutes
	刃径D	刃长Lc	柄径d	总长L	
8*28*8*75	8	28	8	75	4
8*35*8*100	8	35	8	100	4
10*25*10*75	10	25	10	75	4
10*40*10*100	10	40	10	100	4
12*30*12*75	12	30	12	75	4
12*45*12*100	12	45	12	100	4
14*45*14*100	14	45	14	100	4
14*60*14*150	14	60	14	150	4
16*45*16*100	16	45	16	100	4
16*60*16*150	16	60	16	150	4
18*45*18*100	18	45	18	100	4
18*70*18*150	18	70	18	150	4
20*45*20*100	20	45	20	100	4
20*70*20*150	20	70	20	150	4

◎ 适用被加工材料及切削参数表 TABLE OF APPLICABLE PROCESSED MATERIALS AND CUTTING PARAMETERS

适用材料 Applicable materials		切深a_p	切宽a_e	线速度v_c	进给f_z
P	碳钢、合金钢 Carbon steel, alloy steel				
M	不锈钢 Stainless steel				
K	铸铁 Cast Iron	≤1.5D	≤0.3D	140m/min	0.006D mm/z
N	铝合金 Aluminum Alloy steel				
S	高温合金 Super alloy				
H	高硬钢 Hardened Steel				

按照被加工材料的不同材质和硬度，切削参数做适当的调整。
Please adjust the parameters according to the material and hardness of work pieces.

50度3刃铝用粗皮刀

HRC50 CARBIDE 3 FLUTES ROUGHING END MILL FOR ALUMINUM

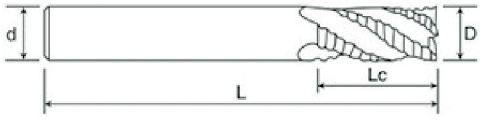

型号 Type	规格Specification				刃数 Flutes
	刃径D	刃长Lc	柄径d	总长L	
3*8*3*50	3	8	3	50	3
3*12*3*75	3	12	3	75	3
3*15*3*100	3	15	3	100	3
4*10*4*50	4	10	4	50	3
4*16*4*75	4	16	4	75	3
4*20*4*100	4	20	4	100	3
5*13*5*50	5	13	5	50	3
5*20*5*75	5	20	5	75	3
5*25*5*100	5	25	5	100	3
5*13*6*50	5	13	6	50	3
6*15*6*50	6	15	6	50	3
6*25*6*75	6	25	6	75	3
6*30*6*100	6	30	6	100	3
8*24*8*60	8	20	8	60	3

型号 Type	规格Specification				刃数 Flutes
	刃径D	刃长Lc	柄径d	总长L	
8*28*8*75	8	28	8	75	3
8*35*8*100	8	35	8	100	3
10*30*10*75	10	30	10	75	3
10*40*10*100	10	40	10	100	3
12*36*12*75	12	36	12	75	3
12*45*12*100	12	45	12	100	3
14*45*14*100	14	45	14	100	3
14*60*14*150	14	60	14	150	3
16*45*16*100	16	45	16	100	3
16*60*16*150	16	60	16	150	3
18*45*18*100	18	45	18	100	3
18*70*18*150	18	70	18	150	3
20*45*20*100	20	45	20	100	3
20*70*20*150	20	70	20	150	3

◎ 适用被加工材料及切削参数表 TABLE OF APPLICABLE PROCESSED MATERIALS AND CUTTING PARAMETERS

适用材料 Applicable materials		切深a_p	切宽a_e	线速度v_c	进给f_z
P	碳钢、合金钢 Carbon steel, alloy steel				
M	不锈钢 Stainless steel				
K	铸铁 Cast Iron				
N	铝合金 Aluminum Alloy steel	≤2D	≤0.3D	130m/min	0.008D mm/z
S	高温合金 Super alloy				
H	高硬钢 Hardened Steel				

按照被加工材料的不同材质和硬度，切削参数做适当的调整。
Please adjust the parameters according to the material and hardness of work pieces.

50度钢用定点钻

HRC50 CARBIDE RIGID FIXED POINT DRILL



型号 Type	规格Specification				角度 Angle
	刃径D	刃长Lc	柄径d	总长L	
3*6*3*50	3	6	3	50	90°
3*6*3*75	3	6	3	75	90°
3*6*3*100	3	6	3	100	90°
2*4*4*50	2	4	4	50	90°
3*6*4*50	3	6	4	50	90°
4*8*4*50	4	8	4	50	90°
4*8*4*75	4	8	4	75	90°
4*8*4*100	4	8	4	100	90°
5*10*5*50	5	10	5	50	90°
5*10*5*75	5	10	5	75	90°
5*10*5*100	5	10	5	100	90°
6*12*6*50	6	12	6	50	90°
6*12*6*75	6	12	6	75	90°
6*12*6*100	6	12	6	100	90°
8*16*8*60	8	16	8	60	90°

型号 Type	规格Specification				角度 Angle
	刃径D	刃长Lc	柄径d	总长L	
8*16*8*75	8	16	8	75	90°
8*16*8*100	8	16	8	100	90°
10*20*10*75	10	20	10	75	90°
10*20*10*100	10	20	10	100	90°
12*24*12*75	12	24	12	75	90°
12*24*12*100	12	24	12	100	90°
14*28*14*100	14	28	14	100	90°
14*28*14*150	14	28	14	150	90°
16*32*16*100	16	32	16	100	90°
16*32*16*150	16	32	16	150	90°
18*36*18*100	18	36	18	100	90°
18*36*18*150	18	36	18	150	90°
20*40*20*100	20	40	20	100	90°
20*40*20*150	20	40	20	150	90°

◎ 适用被加工材料及切削参数表 TABLE OF APPLICABLE PROCESSED MATERIALS AND CUTTING PARAMETERS

适用材料 Applicable materials		切深a_p	切宽a_e	线速度v_c	进给f_z
P	碳钢、合金钢 Carbon steel, alloy steel				
M	不锈钢 Stainless steel				
K	铸铁 Cast Iron			130m/min	0.005D mm/z
N	铝合金 Aluminum Alloy steel				
S	高温合金 Super alloy				
H	高硬钢 Hardened Steel				

按照被加工材料的不同材质和硬度，切削参数做适当的调整。
Please adjust the parameters according to the material and hardness of work pieces.

50度铝用定点钻

HRC50 CARBIDE FIXED POINT DRILL FOR ALUMINUM



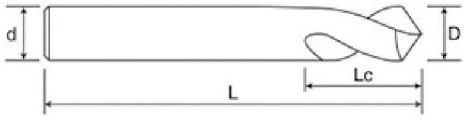

型号 Type	规格Specification				角度 Angle
	刃径D	刃长Lc	柄径d	总长L	
3*6*3*50	3	6	3	50	90°
3*6*3*75	3	6	3	75	90°
3*6*3*100	3	6	3	100	90°
2*4*4*50	2	4	4	50	90
3*6*4*50	3	6	4	50	90°
4*8*4*50	4	8	4	50	90°
4*8*4*75	4	8	4	75	90°
4*8*4*100	4	8	4	100	90°
5*10*5*50	5	10	5	50	90°
5*10*5*75	5	10	5	75	90°
5*10*5*100	5	10	5	100	90°
6*12*6*50	6	12	6	50	90°
6*12*6*75	6	12	6	75	90°
6*12*6*100	6	12	6	100	90°
8*16*8*60	8	16	8	60	90°

型号 Type	规格Specification				角度 Angle
	刃径D	刃长Lc	柄径d	总长L	
8*16*8*75	8	16	8	75	90°
8*16*8*100	8	16	8	100	90°
10*20*10*75	10	20	10	75	90°
10*20*10*100	10	20	10	100	90°
12*24*12*75	12	24	12	75	90°
12*24*12*100	12	24	12	100	90°
14*28*14*100	14	28	14	100	90°
14*28*14*150	14	28	14	150	90°
16*32*16*100	16	32	16	100	90°
16*32*16*150	16	32	16	150	90°
18*36*18*100	18	36	18	100	90°
18*36*18*150	18	36	18	150	90°
20*40*20*100	20	40	20	100	90°
20*40*20*150	20	40	20	150	90°

◎ 适用被加工材料及切削参数表 TABLE OF APPLICABLE PROCESSED MATERIALS AND CUTTING PARAMETERS

适用材料 Applicable materials		切深a_p	切宽a_e	线速度v_c	进给f_z
P	碳钢、合金钢 Carbon steel, alloy steel				
M	不锈钢 Stainless steel				
K	铸铁 Cast Iron				
N	铝合金 Aluminum Alloy steel			150(60-350)m/min	0.008D mm/z
S	高温合金 Super alloy				
H	高硬钢 Hardened Steel				

按照被加工材料的不同材质和硬度，切削参数做适当的调整。
Please adjust the parameters according to the material and hardness of work pieces.

50度4刃倒角刀

HRC50 CARBIDE 4 FLUTES CHAMFER MILL

型号 Type	柄径d	总长L	角度Angle
4*50*90°	4	50	90°
6*50*90°	6	50	90°
8*60*90°	6	60	90°

型号 Type	柄径d	总长L	角度Angle
10*75*90°	10	75	90°
12*75*90°	12	75	90°

◎ 适用被加工材料及切削参数表 TABLE OF APPLICABLE PROCESSED MATERIALS AND CUTTING PARAMETERS

适用材料 Applicable materials		切深a_p	切宽a_e	线速度v_c	进给f_z
P	碳钢、合金钢 Carbon steel, alloy steel				
M	不锈钢 Stainless steel				
K	铸铁 Cast Iron			130m/min	0.003D mm/z
N	铝合金 Aluminum Alloy steel				
S	高温合金 Super alloy				
H	高硬钢 Hardened Steel				

按照被加工材料的不同材质和硬度，切削参数做适当的调整。
Please adjust the parameters according to the material and hardness of work pieces.

45度4刃钨钢铣刀

HRC45 CARBIDE 4 FLUTES STANDARD LENGTH END MILL



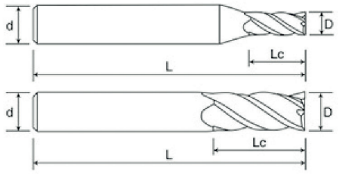

图一
Picture 1

图二
Picture 2

型号 Type	规格Specification				刃数 Flutes
	刃径D	刃长Lc	柄径d	总长L	
3*8*3*50	3	8	3	50	4
3*12*3*75	3	12	3	75	4
3*15*3*100	3	15	3	100	4
1*3*4*50	1	3	4	50	4
1.5*4*4*50	1.5	4	4	50	4
2*5*4*50	2	5	4	50	4
2.5*7*4*50	2.5	7	4	50	4
3*8*4*50	3	8	4	50	4
3.5*10*4*50	3.5	10	4	50	4
4*10*4*50	4	10	4	50	4
4*16*4*75	4	16	4	75	4
4*20*4*100	4	20	4	100	4
1*3*4*75	1	3	4	75	4
1.5*4*4*75	1.5	4	4	75	4
2*5*4*75	2	5	4	75	4
2.5*7*4*75	2.5	7	4	75	4
3*8*4*75	3	8	4	75	4
5*13*5*50	5	13	5	50	4
5*20*5*75	5	20	5	75	4
5*25*5*100	5	25	5	100	4
1*3*6*50	1	3	9	50	4
1.5*4*6*50	1.5	4	6	50	4
2*5*6*50	2	5	6	50	4
2.5*7*6*50	2.5	7	6	50	4
3*8*6*50	3	8	6	50	4
3.5*10*6*50	3.5	10	6	50	4
4*10*6*50	4	10	6	50	4
4.5*12*6*50	4.5	12	6	50	4
5*13*6*50	5	13	6	50	4

型号 Type	规格Specification				刃数 Flutes
	刃径D	刃长Lc	柄径d	总长L	
5.5*15*6*50	5.5	15	6	50	4
6*15*6*50	6	15	6	50	4
6*25*6*75	6	25	6	75	4
6*30*6*100	6	30	6	100	4
6*40*6*150	6	40	6	150	4
7*18*8*60	7	18	8	60	4
8*20*8*60	8	20	8	60	4
8*28*8*75	8	28	8	75	4
8*35*8*100	8	35	8	100	4
8*50*8*150	8	50	8	150	4
9*23*10*75	9	23	10	75	4
10*25*10*75	10	25	10	75	4
10*40*10*100	10	40	10	100	4
10*50*10*150	10	50	10	150	4
11*28*12*75	11	28	12	75	4
12*30*12*75	12	30	12	75	4
12*45*12*100	12	45	12	100	4
12*60*12*150	12	60	12	150	4
13*45*14*100	13	45	14	100	4
14*35*14*80	14	35	14	80	4
14*45*14*100	14	45	14	100	4
14*60*14*150	14	60	14	150	4
15*45*16*100	15	45	16	100	4
16*45*16*100	16	45	16	100	4
16*60*16*150	16	60	16	150	4
18*45*18*100	18	45	18	100	4
18*70*18*150	18	70	18	150	4
20*45*20*100	20	45	20	100	4
20*70*20*150	20	70	20	150	4

◎ 适用被加工材料及切削参数表 TABLE OF APPLICABLE PROCESSED MATERIALS AND CUTTING PARAMETERS

适用材料 Applicable materials		切深a_p	切宽a_e	线速度v_c	进给f_z
P	碳钢、合金钢 Carbon steel, alloy steel				
M	不锈钢 Stainless steel				
K	铸铁 Cast Iron	≤1D	≤0.12D	160m/min	0.0075D mm/z
N	铝合金 Aluminum Alloy steel				
S	高温合金 Super alloy				
H	高硬钢 Hardened Steel				

按照被加工材料的不同材质和硬度，切削参数做适当的调整。
Please adjust the parameters according to the material and hardness of work pieces.

45度2刃钨钢铣刀

HRC45 CARBIDE 2 FLUTES STANDARD LENGTH END MILL

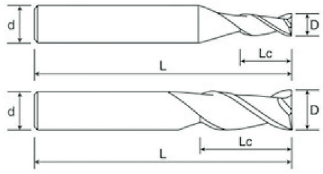

图一 Picture 1

图二 Picture 2

型号 Type	规格Specification				刃数 Flutes
	刃径D	刃长Lc	柄径d	总长L	
3*8*3*50	3	8	3	50	2
3*12*3*75	3	12	3	75	2
3*15*3*100	3	15	3	100	2
1*3*4*50	1	3	4	50	2
1.5*4*4*50	1.5	4	4	50	2
2*5*4*50	2	5	4	50	2
2.5*7*4*50	2.5	7	4	50	2
3*8*4*50	3	8	4	50	2
3.5*10*4*50	3.5	10	4	50	2
4*10*4*50	4	10	4	50	2
4*16*4*75	4	16	4	75	2
4*20*4*100	4	20	4	100	2
5*13*5*50	5	13	5	50	2
5*20*5*75	5	20	5	75	2
5*25*5*100	5	25	5	100	2
1*3*6*50	1	3	6	50	2
1.5*4*6*50	1.5	4	6	50	2
2*5*6*50	2	5	6	50	2
2.5*7*6*50	2.5	7	6	50	2
3*8*6*50	3	8	6	50	2
3.5*10*6*50	3.5	10	6	50	2
4*10*6*50	4	10	6	50	2
4.5*12*6*50	4.5	12	6	50	2
5*13*6*50	5	13	6	50	2
5.5*15*6*50	5.5	15	6	50	2
6*15*6*50	6	15	6	50	2
6*25*6*75	6	25	6	75	2

型号 Type	规格Specification				刃数 Flutes
	刃径D	刃长Lc	柄径d	总长L	
6*30*6*100	6	30	6	100	2
6*40*6*150	6	40	6	150	2
7*18*8*60	7	18	8	60	2
8*20*8*60	8	20	8	60	2
8*28*8*75	8	28	8	75	2
8*35*8*100	8	35	8	100	2
8*50*8*150	8	50	8	150	2
9*23*10*75	9	23	10	75	2
10*25*10*75	10	25	10	75	2
10*40*10*100	10	40	10	100	2
10*50*10*150	10	50	10	150	2
11*28*12*75	11	28	12	75	2
12*30*12*75	12	30	12	75	2
12*45*12*100	12	45	12	100	2
12*60*12*150	12	60	12	150	2
13*45*14*100	13	45	14	100	2
14*35*14*80	14	35	14	80	2
14*45*14*100	14	45	14	100	2
14*60*14*150	14	60	14	150	2
15*45*16*100	15	45	16	100	2
16*45*16*100	16	45	16	100	2
16*60*16*150	16	60	16	150	2
18*45*18*100	18	45	18	100	2
18*70*18*150	18	70	18	150	2
20*45*20*100	20	45	20	100	2
20*70*20*150	20	70	20	150	2

◎ 适用被加工材料及切削参数表 TABLE OF APPLICABLE PROCESSED MATERIALS AND CUTTING PARAMETERS

适用材料 Applicable materials		切深a_p	切宽a_e	线速度v_c	进给f_z
P	碳钢、合金钢 Carbon steel, alloy steel				
M	不锈钢 Stainless steel				
K	铸铁 Cast Iron	≤1D	≤0.12D	160m/min	0.008D mm/z
N	铝合金 Aluminum Alloy steel				
S	高温合金 Super alloy				
H	高硬钢 Hardened Steel				

按照被加工材料的不同材质和硬度，切削参数做适当的调整。
Please adjust the parameters according to the material and hardness of work pieces.

45度3刃双刃带铝用刀

HRC45 CARBIDE 3 FLUTES STANDARD LENGTH END MILL FOR ALUMINUM



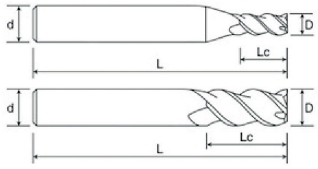

型号 Type	规格Specification				刃数 Flutes
	刃径D	刃长Lc	柄径d	总长L	
3*9*3*50	3	9	3	50	3
3*12*3*75	3	12	3	75	3
3*15*3*100	3	15	3	100	3
2*6*4*50	2	6	4	50	3
2.5*8*4*50	2.5	8	4	50	3
3*9*4*50	3	9	4	50	3
3.5*12*4*50	3.5	12	4	50	3
4*12*4*50	4	12	4	50	3
4*20*4*75	4	20	4	75	3
4*25*4*100	4	25	4	100	3
5*15*5*50	5	15	5	50	3
5*20*5*75	5	20	5	75	3
5*25*5*100	5	25	5	100	3
2*6*6*50	2	6	6	50	3
2.5*8*6*50	2.5	8	6	50	3
3*9*6*50	3	9	6	50	3
3.5*12*6*50	3.5	12	6	50	3
4*12*6*50	4	12	6	50	3
4.5*14*6*50	4.5	14	6	50	3
5*15*6*50	5	15	6	50	3
5.5*18*6*50	5.5	18	6	50	3
6*18*6*50	6	18	6	50	3
6*30*6*75	6	30	6	75	3
6*30*6*100	6	30	6	100	3

型号 Type	规格Specification				刃数 Flutes
	刃径D	刃长Lc	柄径d	总长L	
6*40*6*150	6	40	6	150	3
7*21*8*60	7	21	8	60	3
8*24*8*60	8	24	8	60	3
8*35*8*75	8	35	8	75	3
8*40*8*100	8	40	8	100	3
8*50*8*150	8	50	8	150	3
9*27*10*75	9	27	10	75	3
10*30*10*75	10	30	10	75	3
10*40*10*100	10	40	10	100	3
10*50*10*150	10	50	10	150	3
11*33*12*75	11	33	12	75	3
12*36*12*75	12	36	12	75	3
12*45*12*100	12	45	12	100	3
12*60*12*150	12	60	12	150	
14*35*14*80	14	35	14	80	3
14*45*14*100	14	45	14	100	3
14*65*14*150	14	65	14	150	3
15*45*16*100	15	45	16	100	3
16*45*16*100	16	45	16	100	3
16*65*16*150	16	65	16	150	3
18*45*18*100	18	45	18	100	3
18*70*18*150	18	70	18	150	3
20*45*20*100	20	45	20	100	3
20*70*20*150	20	70	20	150	3

◎ 适用被加工材料及切削参数表 TABLE OF APPLICABLE PROCESSED MATERIALS AND CUTTING PARAMETERS

适用材料 Applicable materials		切深a_p	切宽a_e	线速度v_c	进给f_z
P	碳钢、合金钢 Carbon steel, alloy steel				
M	不锈钢 Stainless steel				
K	铸铁 Cast Iron				
N	铝合金 Aluminum Alloy steel	≤1.5D	≤0.2D	150(60-350)m/min	0.007D mm/z
S	高温合金 Super alloy				
H	高硬钢 Hardened Steel				

按照被加工材料的不同材质和硬度，切削参数做适当的调整。
Please adjust the parameters according to the material and hardness of work pieces.

45度2刃双刃带铝用刀

HRC45 CARBIDE 2 FLUTES STANDARD LENGTH END MILL FOR ALUMINUM

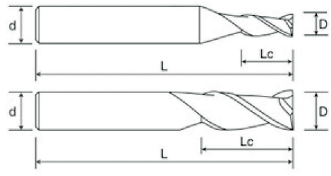

图一 Picture 1

图二 Picture 2

型号 Type	规格Specification				刃数 Flutes
	刃径D	刃长Lc	柄径d	总长L	
3*9*3*50	3	9	3	50	2
3*12*3*75	3	12	3	75	2
3*15*3*100	3	15	3	100	2
2*6*4*50	2	6	4	50	2
2.5*8*4*50	2.5	8	4	50	2
3*9*4*50	3	9	4	50	2
3.5*12*4*50	3.5	12	4	50	2
4*12*4*50	4	12	4	50	2
4*20*4*75	4	20	4	75	2
4*25*4*100	4	25	4	100	2
5*15*5*50	5	15	5	50	2
5*20*5*75	5	20	5	75	2
5*25*5*100	5	25	5	100	2
2*6*6*50	2	6	6	50	2
2.5*8*6*50	2.5	8	6	50	2
3*9*6*50	3	9	6	50	2
3.5*12*6*50	3.5	12	6	50	2
4*12*6*50	4	12	6	50	2
4.5*14*6*50	4.5	14	6	50	2
5*15*6*50	5	15	6	50	2
5.5*18*6*50	5.5	18	6	50	2
6*18*6*50	6	18	6	50	2
6*30*6*75	6	30	6	75	2
6*30*6*100	6	30	6	100	2

型号 Type	规格Specification				刃数 Flutes
	刃径D	刃长Lc	柄径d	总长L	
6*40*6*150	6	40	6	150	2
7*21*8*60	7	21	8	60	2
8*24*8*60	8	24	8	60	2
8*35*8*75	8	35	8	75	2
8*40*8*100	8	40	8	100	2
8*50*8*150	8	50	8	150	2
9*27*10*75	9	27	10	75	2
10*30*10*75	10	30	10	75	2
10*40*10*100	10	40	10	100	2
10*50*10*150	10	50	10	150	2
11*33*12*75	11	33	12	75	2
12*36*12*75	12	36	12	75	2
12*45*12*100	12	45	12	100	2
12*60*12*150	12	60	12	150	2
14*35*14*80	14	35	14	80	2
14*45*14*100	14	45	14	100	2
14*65*14*150	14	65	14	150	2
16*45*16*100	16	45	16	100	2
16*65*16*150	16	65	16	150	2
18*45*18*100	18	45	18	100	2
18*70*18*150	18	70	18	150	2
20*45*20*100	20	45	20	100	2
20*70*20*150	20	70	20	150	2

◎ 适用被加工材料及切削参数表 TABLE OF APPLICABLE PROCESSED MATERIALS AND CUTTING PARAMETERS

适用材料 Applicable materials		切深a_p	切宽a_e	线速度v_c	进给f_z
P	碳钢、合金钢 Carbon steel, alloy steel				
M	不锈钢 Stainless steel				
K	铸铁 Cast Iron				
N	铝合金 Aluminum Alloy steel	≤2.5D	≤0.15D	150(60-350)m/min	0.008D mm/z
S	高温合金 Super alloy				
H	高硬钢 Hardened Steel				

按照被加工材料的不同材质和硬度，切削参数做适当的调整。
Please adjust the parameters according to the material and hardness of work pieces.

45度2刃钨钢球刀

HRC45 CARBIDE 2 FLUTES STANDARD LENGTH BALL NOSE END MILL

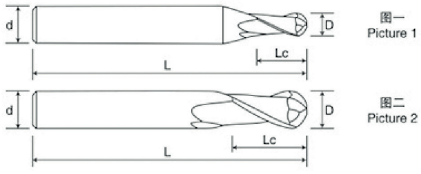

型号 Type	规格Specification				刃数 Flutes
	刃径D	刃长Lc	柄径d	总长L	
R1.5*6*3*50	1.5	6	3	50	2
R1.5*6*3*75	1.5	6	3	75	2
R1.5*6*3*100	1.5	6	3	100	2
R0.5*2*4*50	0.5	2	4	50	2
R0.75*3*4*50	0.75	3	4	50	2
R1*4*4*50	1	4	4	50	2
R1.25*5*4*50	1.25	5	4	50	2
R1.5*6*4*50	1.5	6	4	50	2
R1.75*7*4*50	1.75	7	4	50	2
R2*8*4*50	2	8	4	50	2
R2*8*4*75	2	8	4	75	2
R2*8*4*100	2	8	4	100	2
R0.5*2*4*75	0.5	2	4	75	2
R0.75*3*4*75	0.75	3	4	75	2
R1*4*4*75	1	4	4	75	2
R1.25*5*4*75	1.25	5	4	75	2
R1.5*6*4*75	1.5	6	4	75	2
R2.5*10*5*50	2.5	10	5	100	2
R2.5*10*5*75	2.5	10	6	50	2
R2.5*10*5*100	2.5	10	5	100	2
R0.5*2*6*50	0.5	2	6	50	2
R0.75*3*6*50	0.75	3	6	50	2
R1*4*6*50	1	4	6	50	2
R1.25*5*6*50	1.25	5	6	50	2
R1.5*6*6*50	1.5	6	6	50	2
R1.75*7*6*50	1.75	7	6	50	2
R2*8*6*50	2	8	6	50	2
R2.5*10*6*50	2.5	10	6	50	2

型号 Type	规格Specification				刃数 Flutes
	刃径D	刃长Lc	柄径d	总长L	
R3*12*6*50	3	12	6	50	2
R3*12*6*75	3	12	6	75	2
R3*12*6*100	3	12	6	100	2
R3*12*6*150	3	12	6	150	2
R3.5*14*8*60	3.5	14	8	60	2
R4*16*8*60	4	16	8	60	2
R4*16*8*75	4	16	8	75	2
R4*16*8*100	4	16	8	100	2
R4*16*8*150	4	16	8	150	2
R4.5*18*10*75	4.5	18	10	75	2
R5*20*10*75	5	20	10	75	2
R5*20*10*100	5	20	10	100	2
R5*20*10*150	5	20	10	150	2
R5.5*22*12*75	5.5	22	12	75	2
R6*24*12*75	6	24	12	75	2
R6*24*12*100	6	24	12	100	2
R6*24*12*150	6	24	12	150	2
R6.5*26*14*100	6.5	26	14	100	2
R7*28*14*80	7	28	14	80	2
R7*28*14*100	7	28	14	100	2
R7*28*14*150	7	28	14	150	2
R8*32*16*100	8	32	16	100	2
R8*32*16*150	8	32	16	150	2
R9*36*18*100	9	36	18	100	2
R9*36*18*150	9	36	18	150	2
R10*40*20*100	10	40	20	100	2
R10*40*20*150	10	40	20	150	2

◎ 适用被加工材料及切削参数表 TABLE OF APPLICABLE PROCESSED MATERIALS AND CUTTING PARAMETERS

适用材料 Applicable materials		切深a_p	切宽a_e	线速度v_c	进给f_z
P	碳钢、合金钢 Carbon steel, alloy steel				
M	不锈钢 Stainless steel				
K	铸铁 Cast Iron	≤0.2D	≤0.3D	160m/min	0.009D mm/z
N	铝合金 Aluminum Alloy steel				
S	高温合金 Super alloy				
H	高硬钢 Hardened Steel				

按照被加工材料的不同材质和硬度，切削参数做适当的调整。
Please adjust the parameters according to the material and hardness of work pieces.

45度4刃钨钢球刀

HRC45 CARBIDE 4 FLUTES STANDARD LENGTH BALL NOSE END MILL

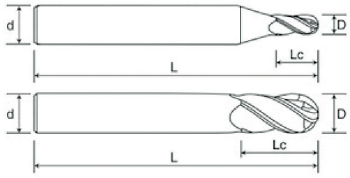

型号 Type	规格Specification				刃数 Flutes
	刃径D	刃长Lc	柄径d	总长L	
R1.5*6*3*50	1.5	6	3	50	4
R1.5*6*3*75	1.5	6	3	75	4
R1.5*6*3*100	1.5	6	3	100	4
R0.5*2*4*50	0.5	2	4	50	4
R0.75*3*4*50	0.75	3	4	50	4
R1*4*4*50	1	4	4	50	4
R1.25*5*4*50	1.25	5	4	50	4
R1.5*6*4*50	1.5	6	4	50	4
R1.75*7*4*50	1.75	7	4	50	4
R2*8*4*50	2	8	4	50	4
R2*8*4*75	2	8	4	75	4
R2*8*4*100	2	8	4	100	4
R2.5*10*5*50	2.5	10	5	50	4
R2.5*10*5*75	2.5	10	5	75	4
R2.5*10*5*100	2.5	10	5	100	4
R2.5*10*6*50	2.5	10	6	50	4
R3*12*6*50	3	12	6	50	4
R3*12*6*75	3	12	6	75	4
R3*12*6*100	3	12	6	100	4
R3*12*6*150	3	12	6	150	4
R1.5*6*6*50	1.5	6	6	50	4
R3.5*14*8*60	3.5	14	8	60	4

型号 Type	规格Specification				刃数 Flutes
	刃径D	刃长Lc	柄径d	总长L	
R4*16*8*60	4	16	8	60	4
R4*16*8*75	4	16	8	75	4
R4*16*8*100	4	16	8	100	4
R4*16*8*150	4	16	8	150	4
R4.5*18*10*75	4.5	18	10	75	4
R5*20*10*75	5	20	10	75	4
R5*20*10*100	5	20	10	100	4
R5*20*10*150	5	20	10	150	4
R5.5*22*12*75	5.5	22	12	75	4
R6*24*12*75	6	24	12	75	4
R6*24*12*100	6	24	12	100	4
R6*24*12*150	6	24	12	150	4
R6.5*26*14*100	6.5	26	14	100	4
R7*28*14*80	7	28	14	80	4
R7*28*14*100	7	28	14	100	4
R7*28*14*150	7	28	14	150	4
R8*32*16*100	8	32	16	100	4
R8*32*16*150	8	32	16	150	4
R9*36*18*100	9	36	18	100	4
R9*36*18*150	9	36	18	150	4
R10*40*20*100	10	40	20	100	4
R10*40*20*150	10	40	20	150	4

◎ 适用被加工材料及切削参数表 TABLE OF APPLICABLE PROCESSED MATERIALS AND CUTTING PARAMETERS

适用材料 Applicable materials		切深a_p	切宽a_e	线速度v_c	进给f_z
P	碳钢、合金钢 Carbon steel, alloy steel				
M	不锈钢 Stainless steel				
K	铸铁 Cast Iron	≤1.5D	≤0.15D	160m/min	0.01D mm/z
N	铝合金 Aluminum Alloy steel				
S	高温合金 Super alloy				
H	高硬钢 Hardened Steel				

按照被加工材料的不同材质和硬度，切削参数做适当的调整。
Please adjust the parameters according to the material and hardness of work pieces.

45度2刃铝用球刀

HRC45 CARBIDE 2 FLUTES STANDARD LENGTH BALL NOSE END MILL FOR ALUMINUM



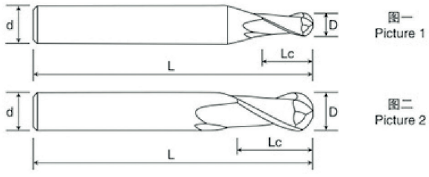

型号 Type	规格Specification				刃数 Flutes
	刃径D	刃长Lc	柄径d	总长L	
R1.5*6*3*50	1.5	6	3	50	2
R1.5*6*3*75	1.5	6	3	75	2
R1.5*6*3*100	1.5	6	3	100	2
R0.5*2*4*50	0.5	2	4	50	2
R0.75*3*4*50	0.75	3	4	50	2
R1*4*4*50	1	4	4	50	2
R1.25*5*4*50	1.25	5	4	50	2
R1.5*6*4*50	1.5	6	4	50	2
R1.75*7*4*50	1.75	7	4	50	2
R2*8*4*50	2	8	4	50	2
R2*8*4*75	2	8	4	75	2
R2*8*4*100	2	8	4	100	2
R2.5*10*5*50	2.5	10	5	50	2
R2.5*10*5*75	2.5	10	5	75	2
R2.5*10*5*100	2.5	10	5	100	2
R2.5*10*6*50	2.5	10	6	50	2
R3*12*6*50	3	12	6	50	2
R3*12*6*75	3	12	6	75	2
R3*12*6*100	3	12	6	100	2
R3*12*6*150	3	12	6	150	2
R3.5*14*8*60	3.5	14	8	60	2
R4*16*8*60	4	16	8	60	2

型号 Type	规格Specification				刃数 Flutes
	刃径D	刃长Lc	柄径d	总长L	
R4*16*8*75	4	16	8	75	2
R4*16*8*100	4	16	8	100	2
R4*16*8*150	4	16	8	150	2
R4.5*18*10*75	4.5	18	10	75	2
R5*20*10*75	5	20	10	75	2
R5*20*10*100	5	20	10	100	2
R5*20*10*150	5	20	10	150	2
R5.5*22*12*75	5.5	22	12	75	2
R6*24*12*75	6	24	12	75	2
R6*24*12*100	6	24	12	100	2
R6*24*12*150	6	24	12	150	2
R6.5*26*14*100	6.5	26	14	100	2
R7*28*14*80	7	28	14	80	2
R7*28*14*100	7	28	14	100	2
R7*28*14*150	7	28	14	150	2
R8*32*16*100	8	32	16	100	2
R8*32*16*150	8	32	16	150	2
R9*36*18*100	9	36	18	100	2
R9*36*18*150	9	36	18	150	2
R10*40*20*100	10	40	20	100	2
R10*40*20*150	10	40	20	150	2

◎ 适用被加工材料及切削参数表 TABLE OF APPLICABLE PROCESSED MATERIALS AND CUTTING PARAMETERS

适用材料 Applicable materials		切深a_p	切宽a_e	线速度v_c	进给f_z
P	碳钢、合金钢 Carbon steel, alloy steel				
M	不锈钢 Stainless steel				
K	铸铁 Cast Iron				
N	铝合金 Aluminum Alloy steel	≤1.5D	≤0.2D	150(60-350)m/min	0.009D mm/z
S	高温合金 Super alloy				
H	高硬钢 Hardened Steel				

按照被加工材料的不同材质和硬度，切削参数做适当的调整。
Please adjust the parameters according to the material and hardness of work pieces.

45度4刃圆鼻铣刀

HRC45 CARBIDE 4 FLUTES STANDARD LENGTH CORNER RADIUS END MILL

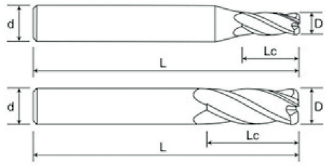

型号 Type	规格Specification				刃数 Flutes
	刃径D	刃长Lc	柄径d	总长L	
3*8*3*50	3	8	3	50	4
3*12*3*75	3	12	3	75	4
3*15*3*100	3	15	3	100	4
1*3*4*50	1	3	4	50	4
1.5*4*4*50	1.5	4	4	50	4
2*5*4*50	2	5	4	50	4
3*8*4*75	3	8	4	75	4
4*10*4*50	4	10	4	50	4
4*16*4*75	4	16	4	75	4
4*20*4*100	4	20	4	100	4
5*13*5*50	5	13	5	50	4
5*20*5*75	5	20	5	75	4
5*25*5*100	5	25	5	100	4
6*15*6*50	6	15	6	50	4

型号 Type	规格Specification				刃数 Flutes
	刃径D	刃长Lc	柄径d	总长L	
5*13*6*50	5	13	6	50	4
6*25*6*75	6	25	6	75	4
6*30*6*100	6	30	6	100	4
6*40*6*150	6	40	6	150	4
8*20*8*60	8	20	8	60	4
8*28*8*75	8	28	8	75	4
8*35*8*100	8	35	8	100	4
8*50*8*150	8	50	8	150	4
10*25*10*75	10	25	10	75	4
10*40*10*100	10	40	10	100	4
10*50*10*150	10	50	10	150	4
12*30*12*75	12	30	12	75	4
12*45*12*100	12	45	12	100	4
12*60*12*150	12	60	12	150	4

◎ 适用被加工材料及切削参数表 TABLE OF APPLICABLE PROCESSED MATERIALS AND CUTTING PARAMETERS

适用材料 Applicable materials		切深a_p	切宽a_e	线速度v_c	进给f_z
P	碳钢、合金钢 Carbon steel, alloy steel				
M	不锈钢 Stainless steel				
K	铸铁 Cast Iron	≤1.5D	≤0.15D	180m/min	0.0085D mm/z
N	铝合金 Aluminum Alloy steel				
S	高温合金 Super alloy				
H	高硬钢 Hardened Steel				

按照被加工材料的不同材质和硬度，切削参数做适当的调整。
Please adjust the parameters according to the material and hardness of work pieces.

45度4刃钢用粗皮刀

HRC45 CARBIDE 4 FLUTES ROUGHING END MILL

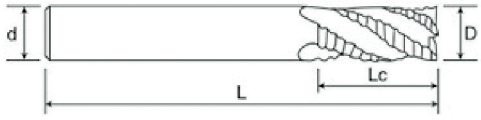

型号 Type	规格Specification				刃数 Flutes
	刃径D	刃长Lc	柄径d	总长L	
3*8*3*50	3	8	3	50	4
3*12*3*75	3	12	3	75	4
3*15*3*100	3	15	3	100	4
4*10*4*50	4	10	4	50	4
4*16*4*75	4	16	4	75	4
4*20*4*100	4	20	4	100	4
5*13*5*50	5	13	5	50	4
5*20*5*75	5	20	5	75	4
5*25*5*100	5	25	5	100	4
5*13*6*50	5	13	6	50	4
6*15*6*50	6	15	6	50	4
6*25*6*75	6	25	6	75	4
6*30*6*100	6	30	6	100	4
8*20*8*60	8	20	8	60	4

型号 Type	规格Specification				刃数 Flutes
	刃径D	刃长Lc	柄径d	总长L	
8*28*8*75	8	28	8	75	4
8*35*8*100	8	35	8	100	4
10*25*10*75	10	25	10	75	4
10*40*10*100	10	40	10	100	4
12*30*12*75	12	30	12	75	4
12*45*12*100	12	45	12	100	4
14*45*14*100	14	45	14	100	4
14*60*14*150	14	60	14	150	4
16*45*16*100	16	45	16	100	4
16*60*16*150	16	60	16	150	4
18*45*18*100	18	45	18	100	4
18*70*18*150	18	70	18	150	4
20*45*20*100	20	45	20	100	4
20*70*20*150	20	70	20	150	4

◎ 适用被加工材料及切削参数表 TABLE OF APPLICABLE PROCESSED MATERIALS AND CUTTING PARAMETERS

适用材料 Applicable materials		切深a_p	切宽a_e	线速度v_c	进给f_z
P	碳钢、合金钢 Carbon steel, alloy steel				
M	不锈钢 Stainless steel				
K	铸铁 Cast Iron	≤1.5D	≤0.3D	140m/min	0.006D mm/z
N	铝合金 Aluminum Alloy steel				
S	高温合金 Super alloy				
H	高硬钢 Hardened Steel				

按照被加工材料的不同材质和硬度，切削参数做适当的调整。
Please adjust the parameters according to the material and hardness of work pieces.

45度3刃铝用粗皮刀

HRC45 CARBIDE3 FLUTES ROUGHING END MILL FOR ALUMINUM

型号 Type	规格Specification				刃数 Flutes
	刃径D	刃长Lc	柄径d	总长L	
3*8*3*50	3	8	3	50	3
3*12*3*75	3	12	3	75	3
3*15*3*100	3	15	3	100	3
4*10*4*50	4	10	4	50	3
4*16*4*75	4	16	4	75	3
4*20*4*100	4	20	4	100	3
5*13*5*50	5	13	5	50	3
5*20*5*75	5	20	5	75	3
5*25*5*100	5	25	5	100	3
5*13*6*50	5	13	6	50	3
6*15*6*50	6	15	6	50	3
6*25*6*75	6	25	6	75	3
6*30*6*100	6	30	6	100	3
8*24*8*60	8	20	8	60	3

型号 Type	规格Specification				刃数 Flutes
	刃径D	刃长Lc	柄径d	总长L	
8*28*8*75	8	28	8	75	3
8*35*8*100	8	35	8	100	3
10*30*10*75	10	30	10	75	3
10*40*10*100	10	40	10	100	3
12*36*12*75	12	36	12	75	3
12*45*12*100	12	45	12	100	3
14*45*14*100	14	45	14	100	3
14*60*14*150	14	60	14	150	3
16*45*16*100	16	45	16	100	3
16*60*16*150	16	60	16	150	3
18*45*18*100	18	45	18	100	3
18*70*18*150	18	70	18	150	3
20*45*20*100	20	45	20	100	3
20*70*20*150	20	70	20	150	3

◎ 适用被加工材料及切削参数表 TABLE OF APPLICABLE PROCESSED MATERIALS AND CUTTING PARAMETERS

适用材料 Applicable materials		切深a_p	切宽a_e	线速度v_c	进给f_z
P	碳钢、合金钢 Carbon steel, alloy steel				
M	不锈钢 Stainless steel				
K	铸铁 Cast Iron				
N	铝合金 Aluminum Alloy steel	≤2D	≤0.3D	130m/min	0.008D mm/z
S	高温合金 Super alloy				
H	高硬钢 Hardened Steel				

按照被加工材料的不同材质和硬度，切削参数做适当的调整。
Please adjust the parameters according to the material and hardness of work pieces.

45度钢用定点钻

HRC45 CARBIDE RIGID FIXED POINT DRILL

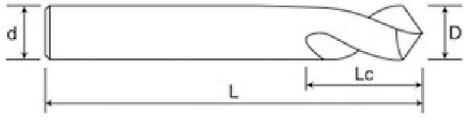

型号 Type	规格Specification				角度 Angle
	刃径D	刃长Lc	柄径d	总长L	
3*6*3*50	3	6	3	50	90°
3*6*3*75	3	6	3	75	90°
3*6*3*100	3	6	3	100	90°
2*4*4*50	2	4	4	50	90°
3*6*4*50	3	6	4	50	90°
4*8*4*50	4	8	4	50	90°
4*8*4*75	4	8	4	75	90°
4*8*4*100	4	8	4	100	90°
5*10*5*50	5	10	5	50	90°
5*10*5*75	5	10	5	75	90°
5*10*5*100	5	10	5	100	90°
6*12*6*50	6	12	6	50	90°
6*12*6*75	6	12	6	75	90°
6*12*6*100	6	12	6	100	90°
8*16*8*60	8	16	8	60	90°

型号 Type	规格Specification				角度 Angle
	刃径D	刃长Lc	柄径d	总长L	
8*16*8*75	8	16	8	75	90°
8*16*8*100	8	16	8	100	90°
10*20*10*75	10	20	10	75	90°
10*20*10*100	10	20	10	100	90°
12*24*12*75	12	24	12	75	90°
12*24*12*100	12	24	12	100	90°
14*28*14*100	14	28	14	100	90°
14*28*14*150	14	28	14	150	90°
16*32*16*100	16	32	16	100	90°
16*32*16*150	16	32	16	150	90°
18*36*18*100	18	36	18	100	90°
18*36*18*150	18	36	18	150	90°
20*40*20*100	20	40	20	100	90°
20*40*20*150	20	40	20	150	90°

◎ 适用被加工材料及切削参数表 TABLE OF APPLICABLE PROCESSED MATERIALS AND CUTTING PARAMETERS

适用材料 Applicable materials		切深a_p	切宽a_e	线速度v_c	进给f_z
P	碳钢、合金钢 Carbon steel, alloy steel				
M	不锈钢 Stainless steel				
K	铸铁 Cast Iron			130m/min	0.003D mm/z
N	铝合金 Aluminum Alloy steel				
S	高温合金 Super alloy				
H	高硬钢 Hardened Steel				

按照被加工材料的不同材质和硬度，切削参数做适当的调整。
Please adjust the parameters according to the material and hardness of work pieces.

45度铝用定点钻

HRC45 CARBIDE FIXED POINT DRILL FOR ALUMINUM



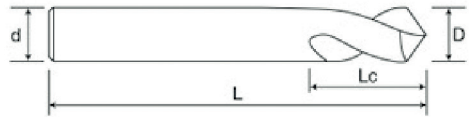

型号 Type	规格Specification				角度 Angle
	刃径D	刃长Lc	柄径d	总长L	
3*6*3*50	3	6	3	50	90°
3*6*3*75	3	6	3	75	90°
3*6*3*100	3	6	3	100	90°
2*4*4*50	2	4	4	50	90°
3*6*4*50	3	6	4	50	90°
4*8*4*50	4	8	4	50	90°
4*8*4*75	4	8	4	75	90°
4*8*4*100	4	8	4	100	90°
5*10*5*50	5	10	5	50	90°
5*10*5*75	5	10	5	75	90°
5*10*5*100	5	10	5	100	90°
6*12*6*50	6	12	6	50	90°
6*12*6*75	6	12	6	75	90
6*12*6*100	6	12	6	100	90°
8*16*8*60	8	16	8	60	90°

型号 Type	规格Specification				角度 Angle
	刃径D	刃长Lc	柄径d	总长L	
8*16*8*75	8	16	8	75	90°
8*16*8*100	8	16	8	100	90°
10*20*10*75	10	20	10	75	90°
10*20*10*100	10	20	10	100	90°
12*24*12*75	12	24	12	75	90°
12*24*12*100	12	24	12	100	90°
14*28*14*100	14	28	14	100	90°
14*28*14*150	14	28	14	150	90°
16*32*16*100	16	32	16	100	90°
16*32*16*150	16	32	16	150	90°
18*36*18*100	18	36	18	100	90°
18*36*18*150	18	36	18	150	90°
20*40*20*100	20	40	20	100	90°
20*40*20*150	20	40	20	150	90°

◎ 适用被加工材料及切削参数表 TABLE OF APPLICABLE PROCESSED MATERIALS AND CUTTING PARAMETERS

适用材料 Applicable materials		切深a_p	切宽a_e	线速度v_c	进给f_z
P	碳钢、合金钢 Carbon steel, alloy steel				
M	不锈钢 Stainless steel				
K	铸铁 Cast Iron				
N	铝合金 Aluminum Alloy steel			150(60-350)m/min	0.008D mm/z
S	高温合金 Super alloy				
H	高硬钢 Hardened Steel				

按照被加工材料的不同材质和硬度，切削参数做适当的调整。
Please adjust the parameters according to the material and hardness of work pieces.

45度4刃倒角刀

HRC45 CARBIDE 4 FLUTES CHAMFER MILL

型号 Type	柄径d	总长L	刃数 Flutes
4*50*90°	4	50	90°
6*50*90°	6	50	90°
8*60*90°	6	60	90°

型号 Type	柄径d	总长L	刃数 Flutes
10*75*90°	10	75	90°
12*75*90°	12	75	90°

◎ 适用被加工材料及切削参数表 TABLE OF APPLICABLE PROCESSED MATERIALS AND CUTTING PARAMETERS

适用材料 Applicable materials		切深a_p	切宽a_e	线速度v_c	进给f_z
P	碳钢、合金钢 Carbon steel, alloy steel				
M	不锈钢 Stainless steel				
K	铸铁 Cast Iron			130m/min	0.003D mm/z
N	铝合金 Aluminum Alloy steel				
S	高温合金 Super alloy				
H	高硬钢 Hardened Steel				

按照被加工材料的不同材质和硬度，切削参数做适当的调整。
Please adjust the parameters according to the material and hardness of work pieces.

四川川昊精工机械有限公司

Sichuan Chuanhao Seiko Machinery Co., LTD

四川川昊精工机械有限公司
Sichuan Chuanhao Seiko Machinery Co., LTD

四川省遂宁市经济技术开发区机场北路5号
No.5 Airport North Road, Economic and Technological Development Zone,
Suining City,Sichuan Province

+86 18814046897

https://www.chuanhaoseiko.com/

WEBSITE

WHATSAPP